ELGEYO MARAKWET COUNTY

2018
TO
2022

COUNTY INTEGRATED DEVELOPMENT PLAN

CIDP II

COUNTY GOVERNMENT OF ELGEYO MARAKWET

COUNTY INTEGRATED DEVELOPMENT PLAN

CIDP II

2018-2022

THEME

Enhancing Food Security, Productive Investments and Social Welfare

County Integrated Development Plan

For

Elgeyo Marakwet County

This second Elgeyo Marakwet County Integrated Development Plan (CIDP) was published by the County Government of Elgeyo Marakwet in 2018

© County Government of Elgeyo Marakwet, 2018

COUNTY VISION AND MISSION

Vision

A destination of choice for tourism, sports and investments

Mission

To provide innovative and high-quality services in an equitable, socially inclusive, open and economically transformative environment for accelerated development, harnessing of potentials and nurturing of talents

TABLE OF CONTENTS

COUNTY VISION AND MISSION iii

TABLE OF CONTENTS iv

LIST OF FIGURES xiii

LIST OF MAPS xiv

ABBREVIATIONS AND ACRONYMS xv

GLOSSARY OF COMMONLY USED TERMS xvii

FOREWORD xxi

ACKNOWLEDGEMENTS xxiii

EXECUTIVE SUMMARY xxv

1 CHAPTER ONE

1.0 County Overview 1

1.1 Position and Size 1

1.1.1 Physical and Topographic features 3

1.1.2 Ecological conditions 3

1.1.3 Climatic conditions 3

1.2 Administrative and Political Units 3

1.2.1 Administrative Subdivision 3

1.3 Demographic Features 5

1.3.1 Population Size and Composition 5

1.3.2 Population Density and Distribution 7

1.3.3 Population Projection for Special Age Groups 7

1.3.4 Population of Persons with Disabilities 8

1.3.5 Demographic Dividend 8

1.4 Human Development Approach 9

1.5 Infrastructure Development 10

1.5.1 Roads and Rail Network 10

1.5.2 Information and Communication Technology 10

1.5.3 Energy access 11

1.5.4 Housing 11

1.6 Land and Land Use 11

1.6.1 Land ownership categories/ classification 11

1.6.2 Mean Holding Size 11

1.6.3 Percentage of Land with Title Deeds 11

1.6.4 Incidence of Landlessness 11

1.6.5 Settlement Patterns 11
1.7 Employment 11
1.7.1 Wage earners 11
1.7.2 Self-employed 12
1.7.3 Labour force by sector 12
1.7.4 Unemployment 12
1.8 Irrigation Infrastructure and Schemes 12
1.8.1 Irrigation potential 12
1.8.2 Irrigation Schemes 12
1.9 Crop, Livestock, Fish Production and Value Addition 12
1.9.1 Main Crops Produced 12
1.9.2 Acreage under Food and Cash Crops 12
1.9.3 Average Farm Sizes 12
1.9.4 Main Storage Facilities 12
1.9.5 Agricultural Extension, Training, Research and Information Services 12
1.9.6 Research and Information Services 13
1.9.7 Main Livestock Breeds and Facilities 13
1.9.8 Ranching 13
1.9.9 Apiculture (Bee Keeping) 13
1.10 Oil and Other Mineral Resources 13
1.10.1 Mineral and Oil potential 13
1.10.2 Ongoing Mining and Extraction Activities 13
1.11 Tourism and Wildlife 13
1.11.1 Main Tourist Attractions and Activities 13
1.11.2 Classified /Major Hotels 13
1.11.3 Main wildlife 14
1.11.4 Wildlife Conservation Areas 14
1.11.5 Total Number of Tourists 14
1.12 Industry and Trade 14
1.12.1 Markets 14
1.12.2 Industrial Parks 14
1.12.3 Major Industries 14
1.12.4 Types and Number of Businesses 14
1.12.5 Micro, Small and Medium Enterprise (MSME) 14
1.13 The Blue Economy 14
1.13.1 Main Fishing Activities 14
1.14 Forestry, Agro Forestry and Value Addition 14

1.14.1 Main Forest types and Sizes 14
1.14.2 Main Forest products 15
1.14.3 Agroforestry 15
1.14.4 Value Chain Development of Forestry Products 15
1.15 Financial services 15
1.15.1 Financial Institutions 15
1.15.2 Financial services Distribution 15
1.16 Environment and Climate Change 15
1.16.1 Major degraded areas/Hotspots and Causes 15
1.16.2 Environmental Threats 15
1.16.3 High Spatial and Temporal Variability of Rainfall 16
1.16.4 Change in Water Levels or Glacier 16
1.16.5 Solid Waste Management Facilities 16
1.17 Water and Sanitation 16
1.17.1 Water Resources 16
1.17.2 Water Supply Schemes 16
1.17.3 Water Sources and Access 16
1.17.4 Water Management Mechanisms 16
1.17.5 Sanitation 17
1.18 Health Access and Nutrition 17
1.18.1 Health Access 17
1.18.2 Morbidity 17
1.18.3 Nutritional Status 17
1.18.4 Immunization Coverage 19
1.18.5 Maternal Health Care 19
1.18.6 Family planning services/Contraceptive prevalence Access 19
1.18.7 HIV and AIDS Prevalence 19
1.19 Education, Skills, Literacy and Infrastructure 19
1.19.1 Pre- School Education (Early Childhood Development Education) 19
1.19.2 Non-Formal Education 19
1.19.3 Secondary Education 19
1.19.4 Tertiary Education 19
1.19.5 Adult and Continuing Education 19
1.19.6 Technical, Vocational Education and Training, TVET 19
1.20 Sports, Culture and Creative Arts 20
1.20.1 Museums, Heritage and Cultural sites 20
1.20.2 Sports Talent Development 20

1.20.3 Sports Facilities 20
1.20.4 Libraries /Information Documentation Centres/ Citizen Service Centres 20
1.20.5 Cultural heritage 20
1.21 Community Organizations/Non-State Actors 21
1.21.1 Cooperative Societies 21
1.21.2 Public Benefits Organizations (PBOs) 21
1.21.3 Development Partners 21
1.21.4 Youth Empowerment and Social Inclusion 22
1.22 Security, Law and Order 22
1.22.1 Number of police stations and posts by Sub County 22
1.22.2 Types, trends and crime prone areas 23
1.22.3 Types and number of courts 23
1.22.4 Correctional and probation services 25
1.22.5 Number of public prosecution offices 25
1.22.6 Number of prosecutions over the years 25
1.22.7 Community policing activities 25
1.22.8 Immigration facilities 25
1.23 Social Protection 25
1.23.1 Number of Orphans and Vulnerable children (OVCs) 25
1.23.2 Cases of Street Children 26
1.23.3 Child care Facilities and Institutions 26
1.23.4 Social Net Programmes 26
2 CHAPTER TWO
2.1 Overview 28
2.2 CIDP Linkage with Vision 2030, The Big Four Agenda& MTP 3 28
2.2.1 Infrastructure Sector 28
2.2.2 Social Protection and Empowerment Sector 28
2.2.3 Health, Water and Sanitation Sector 29
2.2.4 Productive and Economic Sector 29
2.2.5 Public Administration and Governance Sector 29
2.3 Cross-cutting Projects and Programmes 30
2.4 Linkage with Sectoral Plans, Urban and City Plans 30
2.5 Integration of the Sustainable Development Goals (SDGs) 31
2.6 Linkages with Sendai Framework of Action 33
2.7 Linkage with African Union Agenda 2063 35
2.8 Linkage with Regional Blocs (North Rift Economic Bloc Policy - NOREB) 35
2.9 CIDP Linkage with National Climate Change Action Plan (NAP 2015-2030) and National Climate Change Response Strategy (NCCRS 2010-2030) 35

3 CHAPTER THREE

3.1 Overview....38

3.2 Status of Implementation of the Previous CIDP....38

3.2.1 County Revenue Streams....38

3.2.2 County Expenditure Analysis by Sector/ subsector (Budgeted vs Actual)....39

3.2.3 Key Achievements versus planned targets focusing on outcomes....40

3.2.4 Effects of Insecurity in Implementation of Projects and Programs....51

3.2.5 Lessons learnt....52

4 CHAPTER FOUR

4.1 Introduction....54

4.2 Spatial Development Framework....54

4.2.1 Identifying resource potential areas....54

4.2.2 Enhancing County Competitiveness....54

4.2.3 Modernizing Agriculture....54

4.2.4 Diversifying tourism.....54

4.2.5 Managing Human Settlements....54

4.2.6 Protecting the Natural Environment....56

4.2.7 Transportation Network....56

4.2.8 Provision of appropriate infrastructure....58

4.2.9 Industrialization....59

4.3 Natural Resource Assessment....64

4.4 Development Priorities and Strategies....66

4.4.1 Infrastructure Sector....66

4.4.2 Social Protection and Empowerment Sector....71

4.4.3 Health, Water and Sanitation....84

4.4.4 Productive and Economic Sector....98

4.4.5 Public Administration and Governance Sector....113

4.5 Flagship /County Transformative Projects....122

4.5.1 InfrastructureSector....122

4.5.2 SocialProtection & Empowerment Sector....123

4.5.3 Health, Water and Sanitation Sector....124

4.5.4 Productive and Economic Sector....125

4.5.5 Public Administration and Governance Sector....126

4.6 County Flagships Projects (To be funded Externally)....128

4.6.1 Infrastructure Sector....128

4.6.2 Social Protection and Empowerment Sector....129

4.6.3 Health, Water and Sanitation Sector 132

4.6.4 Productive and Economic Sector 133

5 CHAPTER FIVE

5.1 Introduction 135

5.2 Institutional Framework 135

5.2.1 CIDP Implementation Framework 135

5.2.2 CIDP Implementation Framework Responsibilities 136

5.3 Resource Requirements by Sector 138

5.4 The Resource Mobilization Framework 138

5.5 Estimated Resource Gap and Measures of Addressing It 140

5.5.1 Estimated Resource Gap 140

5.5.2 Measures to Address Resource Gap 140

6 CHAPTER SIX

6.1 Introduction 144

6.2 Data collection, Analysis, and Reporting 145

6.3 M&E Outcome Indicators 148

ANNEX 1: 155

Infrastructure Sector 155

Roads and Public Works 155

Social Protection and Empowerment Sector 184

Sports, Youth Affairs, ICT and Social Services 184

Education and Technical Training 199

Health, Water and Sanitation Sector 222

Health and Sanitation 222

Water, Environment, Lands, Natural Resources, and Climate Change 260

Productive and Economic Sector 285

Agriculture and Irrigation 287

Livestock and Cooperatives Development 310

Tourism, Trade and Culture 321

Public Administration and Governance Sector 327

Public Administration and Governance 327

LIST OF TABLES

Table 1: Area by Sub- County, Wards, location and sub-locations 4

Table 2: County's Electoral Wards 5

Table 3: Population Projections by Gender and Age Cohort 6

Table 4: Population Projections by Urban Centres 6

Table 5: Population distribution, density and trend per Sub –County 7

Table 6: Population Projection by Special Age Groups 7

Table 7: People Living with Disabilities 9

Table 8: Demographic Dividend Potential 9

Table 9: Gazetted Forests Coverage 14

Table 10: Health facilities 17

Table 11: Health Personnel 18

Table 12: Diseases 18

Table 13: Distribution of security stations 23

Table 14: Crime rates 24

Table 15: Number of Prosecutions by Type of Cases 25

Table 16: Number of Households Benefitting from OVC-CT Programme 25

Table 17: Summary of Integration of the Sustainable Development Goals (SDGs) 31

Table 18: Linkages with Sendai Framework of Action 33

Table 19: Impacts of Climate Change 36

Table 20: County Revenue Streams 38

Table 21: County Expenditure Analysis by Sector/ subsector 39

Table 22: Summary of 2013-2017 Outcome/Output Performance 41

Table 23: Summary of Roads Infrastructure Investments 41

Table 24: Summary of 2013-2017 Outcome/Output Performance 42

Table 25: Summary of 2013-2017 Outcome/Output Performance 43

Table 26: Summary of Sector Investments (2013-2017) 43

Table 27: Health Impact Indicators 44

Table 28: Trends in top ten Causes of Outpatient Morbidity in for All Ages 44

Table 29: Summary of Health and Sanitation Access by Ward 45

Table 30: Summary of 2013-2017 Outcome/Output Performance for Health and Sanitation Sub-sector 46

Table 31: Summary of 2013-2017 Outcome/Output Performance 47

Table 32: Summary of 2013-17 Investments 47

Table 33: Summary of 2013-2017 Outcome/Output Performance 48

Table 34: County Spatial Development Strategies by Thematic Areas 60

Table 35: Natural Resource Assessment 64

Table 36: Cross-Cutting Issues 67

Table 37: Sector Development needs, Priorities and Strategies 68

Table 38: Sector Programmes 68

Table 39: Cross-sectoral impacts 70

Table 40: Cross-Cutting Issues 72

Table 41: Social Sector Development Needs, Priorities and Strategies 73

Table 42: Youth, Sports, Social Services and ICTSub-Sector Programmes 75

Table 43: Education Sub-Sector Programmes 81

Table 44: Cross-sectoral impacts 83

Table 45: Cross-Cutting Issues 84

46: Health, Water and Sanitation Sector Development Needs, Priorities and Strategies 85

Table 47: Water Sub Sector Programmes 87

Table 48: Health and Sanitation Sub Sector Programmes 89

Table 49: Cross-sectoral impacts 98

Table 50: Cross-Cutting Issues 99

Table 51: Productive and Economic Sector Development needs, Priorities and Strategies 100

Table 52: Agriculture and Irrigation Sub-Sector Programmes 101

Table 53: Livestock, Veterinary, Fisheries and Cooperative Sub-Sector Programmes 105

Table 54: Tourism, Trade and Culture Sub-Sector Programmes 109

Table 55: Cross-sectoral impacts 112

Table 56: Mainstreaming of Cross-Cutting Issues 113

Table 57: Public Administration and Governance Sector Development needs, Priorities and Strategies 114

Table 58: Office of the Governor and Executive Administration Sub-Sector Programmes 115

Table 59: Public Service Management and County Administration Sub Sector Programmes 116

Table 60: Finance and Economic Planning Subsector Programmes 118

Table 61County Assembly Sub sector development programmes 119

Table 62: Cross-Sectoral impacts 120

Table 63: Infrastructure Sector Transformative Projects 122

Table 64: Social Protection & Empowerment Sector Transformative Projects 123

Table 65: Health and Sanitation Sub Sector Transformative Projects 124

Table 66: Water, Environment, Lands, Natural Resource and Climate Change Management Sub Sector Transformative Projects 124

Table 67: Productive and Economic Sector Transformative Projects 125

Table 68: Public Administration and Governance Sector Transformative Projects 126

Table 69: Infrastructure Sector Flagships Projects 128

Table 70: Education and Technical Training Sub Sector Flagships Projects 129

Table 71: Sports, Youth Affairs, ICT and Social Services Sub Sector Flagships Projects 130

Table 72: Water Sub Sector Flagship Projects 132

Table 73: Productive and Economic Sector Flagships Projects 133

Table 74: Summary of Proposed Budget by Sector 138

Table 75: Revenue Projections 140

Table 76: Reporting Timelines 146

Table 77: Summary of M&E Outcome indicators 148

Table 78: Roads and Public Works New Project Proposals 155

Table 79: Sports, Youth Affairs, ICT and Social Services Ongoing Projects 184

Table 80: Sports, Youth Affairs, ICT and Social Services Proposed Projects 184

Table 81: Education and Technical Training Proposed Projects 199

Table 82: Health and Sanitation Proposed Projects 222

Table 83: Lands Water, Environment and Climate Change Management Proposed Projects 260

Table 84: Agriculture and Irrigation Ongoing Projects 285

Table 85: Agriculture and Irrigation New Project Proposal 287

Table 86: Livestock and Cooperatives Development Ongoing Projects 310

Table 87: Livestock and Cooperatives Development Proposed Projects 310

Table 88: Tourism, Culture Wildlife, Trade and Industry Sector Proposed Projects 321

Table 89: Public Administration and Governance Proposed Projects 327

Table 90: Stalled projects 328

LIST OF FIGURES

Figure 1: Summary of Revenue Sources 39

Figure 2: CIDP 2013/17 Budget Analysis 40

Figure 3: CIDP Implementation Framework 135

Figure 4: Monitoring and Evaluation Committee Structure 144

Figure 5: Public Participation Structure 147

LIST OF MAPS

Map 1: Location of Elgeyo Marakwet in Kenya 2

Map 2: Climatic zones 3

Map 3: Elgeyo Marakwet County Administrative/Political Units 4

Map 4: Agroecological Zones and Subzones 55

Map 5: Map of Tourist Attraction Sites 56

Map 6: Major Road Network the County 57

Map 7: Health facilities in the County 58

ABBREVIATIONS AND ACRONYMS

ABT	Approved Building Technology
ACU	Aids Control Unit
ADP	Annual Development Plan
ADR	Alternative Dispute Resolution
AFA	Agriculture and Food Authority
AGPO	Access to Government Procurement Opportunities
AI	Artificial Insemination
AIDS	Acquired Immune Disease Syndrome
AK	Athletics Kenya
ANC	Ante Natal Care
ART	Anti-Retroviral Therapy
ASDSP	Agriculture Sector Development Support Program
ATC	Agriculture Training Centre
BF	Brought Forward
CA	Communication Authority
CBEF	County Budget and Economic Forum
CBO	Community-Based Organization
CCC	Comprehensive Care Centre
CDF	Constituency Development Fund
CEC	Chief Executive Committee
CG	County Government
CHEW	Community Health Extension Worker
CHV	Community Health Volunteer
CIDP	County Integrated Development Plan
CIP	International Potato Centre
CMEC	County Monitoring and Evaluation Committee
CRA	Commission on Revenue Allocation
CSOs	Civil Society Organizations
CT-OP	Cash Transfer for Older Persons
CT-OVC	Cash Transfer for Orphans and Vulnerable Children
DANIDA	Danish International Development Agency
DHIS	District Health Information System
DRR	Disaster Risk Reduction
ECD	Early Childhood Development
e-CIMES	electronic County Information Monitoring and Evaluation System
EDA	Equitable Development Act
EDR	Emergency Delivery Room
EMC	Elgeyo Marakwet County

EMCASP	Elgeyo Marakwet County AIDS Strategic Plan
EM-CODAFF	Elgeyo Marakwet County Dairy Farmers Federation
ENRICH	Enhancing Nutrition Services to Improve Maternal and Child Health
EU	European Union
FBO	Faith-Based Organizations
FGM	Female Genital Mutilation
FP	Family Planning
FY	Financial Year
GBV	Gender-Based Violence
GDC	Geothermal Development company
GER	Gross Enrolment Rate
GIZ	German International Corporation
GOK	Government of Kenya
GPS	Geographic Positioning System
H/C	Health Centre
HDU	High Dependency Unit
HEI	HIV Exposed Infant
HH	Household
HIV	Human Immuno-Deficiency Virus
HQ	Head Quarters
HR	Human Resource
HRMIS	Human Resource Monitoring and Information System
ICIPE	International Centre for Insect Physiology and Ecology
ICRISAT	International Crop Research in Semi-Arid Tropics
ICT	Information and Communication Technology
ICU	Intensive Care Unit
IEBC	Independent Electoral and Boundaries Commission
IFMIS	Integrated Finance Management Information System
IGAs	Income Generating Activities
IHDI	Inequality Human Development Index
IPC	Infection Prevention and Control
IPPD	Integrated Payroll and Personnel Database
KALRO	Kenya Agricultural and Livestock Research Organization
KASF	Kenya AIDS Strategic Framework

KAVES	Kenya Agricultural Value Chain Enterprises
KCSAP	Kenya Climate Smart Agriculture Program
KDHS	Kenya Demographic Health Survey
KDSP	Kenya Devolution Support Programme
KeNHA	Kenya National Highways Authority
KEPH	Kenya Essential Package for Health
KEPHIS	Kenya Plant Health Inspectorate Service
KeRRA	Kenya Rural Roads Authority
KETRACO	Kenya Electricity Transmission Company Ltd
KFS	Kenya Forest Service
KIRDI	Kenya Industrial Research Development Institute
KM	Kilometre
KNBS	Kenya National Bureau of Statistics
KPLC	Kenya Power and Lighting Company
KRB	Kenya Roads Board
Ksh.	Kenya Shillings
KTBH	Kenya Top Bar Hive
KURA	Kenya Urban Roads Authority
KVDA	Kerio Valley Development Authority
KWS	Kenya Wildlife Service
LU	Livestock Unit
LVNWSB	Lake Victoria North Water Services Board
M	Metre
M&E	Monitoring and Evaluation
M^2 / MS	Square Metres
M^3/ CM	Cubic Metres
MCH	Maternal Child Health
MDA	Ministry Department Agency
MNCH	Maternal Neonatal Child Health
MSME	Medium and Small Micro-Enterprises
MTP	Medium Term Plan
MW	Megawatts
NACADA	National Campaign Against Drug Abuse
NACC	National Aids Control Council
NCCI	National Chamber of Commerce and Industry
NCCK	National Council of Churches of Kenya
NEMA	National Environmental Management Authority

NER	Net Enrolment Rate
NG	National Government
NGAAF	National Government Affirmative Action Fund
NGO	Non-Governmental Organizations
NHIF	National Hospital Insurance Fund
NIB	National Irrigation Board
No.	Number
NOREB	North Rift Economic Bloc
OGP	Open Government Partnerships
OPD	Outpatient Department
PBO	Public Benefit Organization
PFM	Public Finance Management
PMC	Project Management Committee
PPP	Public-Private Partnership
PSM&CA	Public Service Management and County Administration
QA	Quality Assurance
RBF	Result Based Financing
RMFLF	Road Maintenance Fuel Levy Fund
RVWSB	Rift Valley Water Services
SACCO	Savings and Credit Cooperative Society
SASRA	Sacco Society Regulatory Authority
SDG	Sustainable Development Goals
SNV	Netherlands Development Organization
SRC	Salaries and Remuneration Commission
SWG	Sector Working Groups
TB	Tuberculosis
THS-UC	Transforming Health Systems-Universal Care
TVET	Technical and Vocational Education and Training
UNDP	United Nationals Development Programme
UNESCO	United Nations Educational Scientific and Cultural Organization
VTCs	Vocational Training Centers
WEF	Women Enterprise Fund
WHO	World Health Organization
WRA	Water Resources Authority
WRUA	Water Resource Users' Associations
WSTF	Water Sector Trust Fund
WV	World Vision
Y	Year

GLOSSARY OF COMMONLY USED TERMS

Access: The opportunity availed for an individual to obtain or receive appropriate Services.

A policy or programme of intervention to increase representation or to address discrimination through measures that enhance equity.

Athlete: Sportsman or Sportswoman.

Athletics: Collection of competitive sports events which involve running, throwing and walking (Track and field, Marathons and road races, walking and jumping).

Business and Technology Incubation Hub: A facility which has enterprise and technology support services necessary to nurture micro small and medium enterprises. The main purpose of the incubator is to promote the commercialization of innovations, new business creation, open-up employment opportunities and development of a more highly skilled workforce especially in managing the transition to workplace or employment for TVET graduates.

Cohort: A group of people who share a significant experience at a certain period of time or have one or more similar characteristic, e.g. age.

Communicable disease: is an illness that is transmitted through contact with disease-causing agents or microorganisms that cause an infection.

Community health unit: It is a health service delivery structure within a defined geographic area covering a population of approximately 5,000 people.

Community health worker/volunteer: A frontline public health worker who is a trusted member or has an unusually close understanding of the community served.

Complementary feeding: defined as the process starting when breast milk alone is no longer sufficient to meet the nutritional requirements of infants, and therefore other foods and liquids are needed, along with breast milk.

Concrete: A mixture of sand, cement and aggregates in a given ratio.

Contact tracing: It is the identification of those persons who have had such an association with an infected person, animal, or contaminated environment as to have had the opportunity to acquire the infection.

Continuum of care: It is a concept involving a system that guides and tracks patients over time through a comprehensive array of health services spanning all levels and intensity of care.

Contraceptive prevalence: The percentage of women who are currently using, or whose sexual partner is currently using, at least one method of contraception, regardless of the method used.

County hospital: Healthcare institution providing patient treatment with specialized medical and nursing staff and medical equipment.

Coverage: A measure of the extent to which the services rendered cover the potential need for those services in the community.

Curative care: Medical treatment and care that cures a disease or relieves pain and promotes recovery.

Dependency ratio: Refers to the number of people aged below 15 years (0-14) and above 65 years who depend on the working population.

Developmental screening: involves the administration of a brief standardized tool to identify children at risk for a developmental disorder.

Disaster: A serious disruption of the functioning of a community or society causing widespread human, material, economic or environmental losses which exceed the ability of the affected community/society to cope using its own resources.

Disaster risk reduction: Systematic development and application of policies, strategies and practices to minimize vulnerabilities and disaster risks throughout a society, to prevention or to limit (mitigation and preparedness) adverse impact of hazards, within the broad context of sustainable development.

Refers to the state of ecological systems, which includes their physical, chemical, and biological characteristics and the processes and interactions that connect them.

Ecosystem: A dynamic complex combination of plant, animal and micro-organism communities and the non-living environment interacting as a functional unit. Humans are an integral part of ecosystems. Ecosystems vary in size; a temporary pond adjacent to a road and an ocean basin can both be ecosystems.

Ecosystem Services: Benefits that people obtain from ecosystems. These include food, water, regulating services (such as regulation of floods, drought, land degradation and disease), supporting services (such as soil formation and nutrient cycling) and cultural services such as recreational, spiritual and other non-material benefits.

Elderly Person: A person of the 65 years and above.

Emergency delivery room: A room or an area in a health facility equipped to aid mothers deliver babies.

Emergency service: Service provided in response to the perceived individual need for immediate treatment or care.

Employment rate: Proportion of the total population employed to the total labour force expressed as a percentage.

Environmental Impact Assessment: A systematic examination conducted to determine whether or not a programme, activity or project will have any adverse impacts on the environment.

Equity: Being fair and impartial in providing access to education and training for all.

Essential drugs: Any of the therapeutic substances considered indispensable for the rational care of the vast majority of diseases in a given population.

Evaluation: A time-bound and periodic exercise that seeks to provide credible and useful information to answer specific questions to guide decision making by staff, managers and policymakers.

Exclusive breastfeeding: defined as no giving no other food or drink to an infant, not even water, except breast milk for 6 months of life, but allows the infant to receive ORS, drops and syrups (vitamins, minerals and medicines).

Family Planning: It is deciding the number and spacing of your children through the use of contraception such as abstinence, natural planning, or hormonal birth control.

Fertility rate: Refers to the number of live births per 1000 women between the ages of 15-44 years.

Food security: A situation that exists when all people at all times have physical, social and economic access to sufficient safe and nutritious food that meets their dietary needs, and healthy life.

Gender Analysis: The process of examining roles, responsibilities, or any other aspects, with regard to women and men; boys and girls, with a view to identifying gaps, raising concerns and addressing them

Gender Empowerment: A process through which men, women, boys and girls acquire knowledge and skills, and develop attitudes to critically analyze their situations and take appropriate action to improve their status in society

Gender Mainstreaming: Consistent integration of gender concerns into the design, implementation, monitoring and evaluation of policies, plans, programmes, activities and projects, at all levels.

Gender responsiveness: Action taken to correct gender imbalances.

Gravel: Well graded naturally occurring material for laying on a road surface to improve rideability. Also known as murram

Gross Enrolment Rate: Is an enrolment in a specific level of education, regardless of age, expressed as a percentage of eligible official school-age population corresponding to the same level of education in a given school year. It indicates the general level of participation in a given level of education.

Hazard: A potentially damaging physical event, phenomenon or human activity, which may cause the loss of life or injury, property damage, social and economic disruption or environmental degradation.

Health: The state of complete physical, mental, and social well-being and not merely the absence of disease or infirmity. Health has many dimensions (anatomical, physiological and mental) and is largely culturally defined.

Health centre: A centre that may carry out promotive, protective, preventive, diagnostic, curative and rehabilitative healthcare activities for ambulant people.

Infection prevention and control: is a scientific approach and practical solution designed to prevent harm caused by infection to patients and health workers.

Intensive care: Advanced and highly specialized care provided to medical or surgical patients whose conditions are life-threatening and require comprehensive care and constant monitoring.

Irrigation potential: The capability of land being utilized for irrigated agriculture.

Maternal nutrition: refers to nutrient intake and dietary planning undertaken before, during and after pregnancy.

Mitigation: Structural and non-structural measures undertaken to limit the adverse impact of natural hazards, environmental degradation and technological hazards.

Mobile mapper: A scientific tool that uses satellite to exactly locate and collect road data such as the location of a culvert, the location of a bridge, the length of a roads etc.

Monitoring: Involves collecting, analyzing and reporting data on inputs, activities, outputs, outcomes and impacts as well as external factors, in a way that supports effective management.

Monitoring and evaluation system: A set of organizational structures, management processes, standards, strategies, plans, indicators, information systems, reporting lines and accountability relationships which enable national and provincial departments.

Morbidity: Having a disease or a symptom of a disease, or to the amount of disease within a population.

Net Enrolment Rate: Is defined as the enrolment of the official age group for a given level of education expressed as a percentage of the corresponding population.

Non-Communicable disease: It is a medical condition or disease that is not caused by infectious agents and can refer to chronic diseases which last for long periods of time and progress slowly.

Obstetric emergency: It is an obstetric complication or situation of serious and often dangerous nature, developing suddenly and unexpectedly and demanding immediate attention to save a life.

Outpatient: A patient who attends a health facility for treatment without staying there overnight.

Patient: A person in contact with the health system seeking attention for a health condition.

Patient safety: It is the prevention of errors and adverse effects to patients associated with healthcare.

Patient-centred care: An approach to care that consciously adopts a patient's perspective.

Population: A group of individuals or items that share one or more characteristics from which data can be gathered and analyzed.

Postpartum: A period that begins immediately after the birth of a child and extends for about six weeks, as the mother's body, including hormone levels and uterus size, returns to a non-pregnant state.

Pre- Primary Education: Refers to early childhood development, care and learning services provided to young children of ages 4-5 years in pre-primary centres.

Projection: It is a calculation on the future based on available information.

Quality improvement: It is a systematic, formal approach to the analysis of practice performance and efforts to improve performance.

Referral: The direction of people to an appropriate facility, institution or specialist in a health system, such as a health centre or a hospital, when health workers at a given level cannot diagnose or treat certain individuals by themselves, or face health or social problems they cannot solve by themselves.

Reinforcement: Steel that is always embedded in concrete during construction.

Resilience: The capacity of a system, community or society to resist or to change in order that it may obtain an acceptable level in function and structure. This is determined by the degree to which the social system is capable of organizing itself, and the ability to increase its capacity for learning and adaptation, including the recovery capacity from a disaster.

Risk: The probability of harmful consequences, or expected loss resulting from the interaction between natural or human-induced hazards and vulnerable/ capable conditions.

Risk Assessment: A process to determine the nature and extent of risk by analysing potential hazards and evaluating existing conditions of vulnerability /capacity that could pose a potential threat or harm to people, property, livelihoods and the environment on which they depend.

Risk management: The systematic management of administrative decisions, organization, operational skills and responsibilities to apply policies, strategies and practices for disaster risk reduction.

Self-care disability: A person who has difficulty in doing any of the activities such as bathing or getting around or inside the home.

Spencer line: Refers to the boundary along the Elgeyo Marakwet escarpment that separates the arable land and the fragile escarpment in the highland (upper Spencer line) and the Kerio Valley (lower spencer line). The line was named after the colonial Agricultural officer called Spencer who marked the boundary in the early 1960s.

Sports Academy: A structured sports talent development programme designed to produce the best athlete you can in a centralised institution.

Sports Talent Centres: Centres for nurturing sports specific skills.

Sports Tournaments: A structured Sports competition involving a large number of competitors especially on team sports or games under specific themes

Stunting: the impaired growth and development that children experience from poor nutrition, repeated infection, and inadequate psychosocial stimulation

Sustainable Development: A process that meets the needs of the present generation without compromising the ability of future generations to meet their needs by maintaining the carrying capacity of the supporting ecosystem.

Technical and Vocational Education and Training: Is a sub-sector within the education system that comprises formal, non-formal and informal job-related learning that takes place across a wide range of settings including public VTCs, Technical Training Institutes, National Polytechnics, Technical University and work place in formal and informal sectors.

Transition Rate: Is defined as the of pupils/students admitted to the first grade of a higher level of education in a given year, expressed as a percentage of the number of pupils/students enrolled in the final grade of the lower level of education in the previous year. It provides an indication of the degree of access or transition from one cycle of education level to a higher one.

Trend: A general direction in which something is developing or changing.

Unemployment rate: Proportion of the working age population unemployed.

Value addition: In agriculture, value addition entails changing a raw agricultural product into something new through packaging, processing, cooling, drying, extracting, or any other type of process that differentiates the product from the original raw commodity.

Value chain: Is defined as a set of activities that a firm or organization operating in a specific industry performs in order to deliver a valuable product or service for the market.

Vocational Training: Is broadly defined as a type of job-related acquisition of skills and competencies that enhances an individual's productivity and includes learning in formal vocational and technical institutions and workplace on-the-job training.

Volunteer: A person who performs /offers service at his or her own free will, generally without payment.

Vulnerability: A set of conditions and processes resulting from physical, social, economic and environmental factors, which increase the susceptibility of a community to the impact of hazards.

FOREWORD

An inclusive and well structured integrated planning framework provides an essential platform for the achievement of desired development goals cannot be overstated. Indeed, Article 220(2) (a) of the Constitution of Kenya 2010, Public Finance Management Act, 2012, County Government Act, 2012, Urban Areas and Cities Act, 2012 amongst other legislation, prescribe the integrated development planning structure which enhances linkage of policy, planning and budgeting in county governance processes. However, the preparation and the subsequent implementation of the 2018-2022 County Integrated Development Plan (CIDP) is not only about complying with the legal provisions on planning practices. The way the CIDP structures our county's development aspirations into priorities, capacity requirements, milestones, indicators and responsibilities for the term of this plan is also of utmost importance.

This CIDP is referred to as the 'Second Generation' CIDP, being the successor of the 'First Generation' CIDP (2013-2017), whose implementation started in 2013 immediately after devolution was operationalized following the March 2013 General Elections. The first generation CIDP witnessed a fairly successful implementation. It entrenched devolution with its various governance priorities and proposed structures, institutionalized best governance practices, while at the same time focusing on citizen priorities which included, road network improvement, water access, health provision and enhanced agricultural returns through subsidy programs among other priorities.

Indeed, the improvement of our county's poverty index from a level of 52.7% as per the Kenya National Population and Housing Census in 2009, to a level of 43.6% in the Kenya Integrated Housing and Budget Survey (KIHBS) report of 2018, is partly attributable to the outcomes of our county government's development interventions. Notwithstanding the achievements highlighted, a myriad of challenges was encountered during the implementation of the first generation CIDP. Two critical challenges were limited financial capacity and an inadequate collaborative framework with other state-actorsand non-state development actors, who had a bulk of roles, responsibilities and tasks on the priorities contained in the CIDP. This led to inadequate synergy and stakeholder engagements. The preparation of the second generation CIDP has taken into consideration lessons learnt from challenges over that period, and the implementation process is expected to benefit as well.

One of the lessons learned was the importance of a consultative process which is representative in terms of professional expertise, regional and demographic considerations (gender, youth, elderly persons and People living with Disabilities). This CIDP's preparation adopted a broad-based consultative approach. The approach included the formation and operationalization of Sector Working Groups (SWGs), a delegate's system for citizens' engagements and county professionals' forums.

SWGs are composed of County Government technical staff, National Government Agencies representatives, Non-state development actors and International Development Institutions. The objective of SWGs is to provide a platform for policy dialogue, negotiation and agreement of plans and undertakings amongst stakeholders at the sectoral level.

The implementation of the citizens' programmes/ projects priorities is expected to sustain the observed poverty reduction trends that were observed since 2009. Therefore, it is imperative that this CIDP focuses on income enhancement programmes. Consequently, productive and economically driven interventions have been given priority while ensuring that the other priorities are not left behind because of our desire to achieve sector harmony which is key to a successful transformative agenda.

A sustained momentum, synergy and collaboration amongst all development stakeholders is paramount as we strive to meet our citizens' development desires. To realize this, the programmes contained in this CIDP have been aligned with Kenya Vision 2030, Medium Term Plans (MTP) III, the Big Four Agenda, National Spatial Plan framework, Agenda 2063 of the African Union, the Sustainable Development Goals (SDGs), and other national policies and international commitments.

The 2018-2022 CIDP will be implemented through annual rolling plans known as Annual Development Plans (ADPs). The first one covering the period 2018/19 Financial Year (FY) will provide a basis for county performance measurement framework. The successful implementation of this CIDP and its annual ADPs is

estimated to cost Ksh 144.01 Billion, out of which Ksh 15.02 Billion will be funded internally and Ksh 128.99 Billion is expected to be mobilized from development partners and the National Government entities over the next five years. This is pegged on vibrant and innovative resource mobilization strategies.

It is on this premise, therefore, that the county will facilitate the formation of a County Development Stakeholders Forum (CODESF) - an institutional framework, whose membership will be drawn from the Sector Working Groups (SWGs). Formation of the CODESF will guarantee a platform for consultative opportunities regarding sharing of best practices, matching of technical and financial resources, informed targeting of development interventions by all stakeholders and taking up multi-sectoral development assignments as recommended by the relevant SWGS.

It is our utmost expectation, therefore, that the elaborate inclusive and participatory processes which anchored the successful preparation of this CIDP will guarantee ownership, which is key to achieving individual and collective commitments towards our county development.

H.E ALEX TOLGOS
GOVERNOR
ELGEYO MARAKWET COUNTY

ACKNOWLEDGEMENTS

We owe a debt of gratitude to the individuals, institutions and entities whose zeal and zest in their various responsibilities led to the successful finalization of this County Integrated Development Plan (CIDP) in an inclusive, collaborative and participatory manner. County Government of ElgeyoMarakwet, therefore, would like to appreciate the role that all the stakeholders played in this important endeavor.

The development of this Plan adhered to the preparation process included in the guidelines as issued by the Ministry of Planning and National Treasury. In addition, lessons from the first generation CIDP (2013-17) and a review of its achievements and challenges informed the appropriate approaches adopted by the county. This is, therefore, to thank the Ministry of Planning and National Treasury for their development of the CIDP preparation guidelines, which provided the framework containing appropriate CIDP content, structure and preparation roadmap.

I would also like to thank the various Development Partners and National Government Institutions under the auspices of the County Sector Working Groups (SWGs) for providing technical support and valuable inputs towards this exercise. These partners include; the Council of Governors, World Bank, Egerton University, Export Promotion Council, National Council for Population and Development (NCPD) and Monitoring and Evaluation Directorate of the Ministry of Planning and National Treasury among others. In addition, United Nations Development Programme (UNDP), World Vision Kenya and the Center for Innovation and Open Governance (CIOG), apart from their technical support also supported the process financially. We are grateful.

I take this opportunity to thank the Development Initiatives (DI) Non-Governmental Organisation for volunteering to undertake an independent review of the 2013-2017 CIDP to generate lessons that were later adopted and informed the preparation of this document. I wish to also thank the Council of Governors for its support and inputs during the review process.

Special appreciation goes to the core team comprising of County Executive Committee Members (CECMs), Chief Officers, Directors and other levels of staff representatives who were mandated to undertake the preparation process with the Governor, H.E Alex Tolgos, providing the overall leadership and guidance. CECMs include; Ms. Ann Kibosia, Dr. Joseph Kiyeng, Mr. Shadrack Yatich, Mr. Kiprono Chepkok, Mr. Abraham Barsosio, Mr. Edwin Kisang, Mrs. Anita Kimwatan, Mr. Isaac Kamar, Mrs. Pamela Rono and Mr. Kevin Biwott. The Chief Officers who participated in the preparation

included; Ms. Caroline Magut, Ms. Netty Jemutai, Mr. Ishmael Chelanga, Mr. Boaz Changach, Mr. Titus Ayabei, Mr. Jeremiah Changwony and Mr. Pius Cheserek. We also appreciate the work of Chairman County Public Service Board (CPSB) Mr. Michael Lelit and Economic advisor Mr. Mark Chesergon.On behalf of the County Executive, I would like to thank Hon. Kiplagat Sabulei, Speaker Elgeyo Marakwet County Assembly and Membersof the County Assembly without forgetting the staff of County Assembly for their participation and contributions during the preparation process.

In addition, I wish to also thank the technical officers who wrote this Plan guided by Mr. Isaac Kamar, the CECM in charge of Finance and Economic Planning. The technical team led by Mr. John Maritim, the Director Economic Planning and Budgeting included; Mr. Elias Cheboi, Mr. Patrick Kipkulei, Mr. Cleophas Kibii, Mr. James Kutoyi, Mr. Wilson Chepkonga, Mr. Lazarus Ruto,Mr.Richard Chelanga,Mr. John Kigen, Mr. Brian Rono, Mr. Jacob Ayienda, Mr. Walter Bartai, Mr. Charles Suter, Mr. James Keitany, Mr. Ronoh T. Daniel, Mr. Simon Cheptot, Mr. Josphat Tanui, Mr. Jackton Ouko, Mrs. Florence Kibor, Mr. George Obumba, Mr. Mike Mosi, Mr. Titus Kosgey, Mr. Felix Kipngetich, Mr. Elisha Tanui, Mr. Duncan Kiplagat, Ms. Gladys Chebet, Mr. Kipkoech Sumukwo, Mr. Ernest Kiptoo, Mr. Timothy Kipchumba, Mr. Sammy Kibirong,Mr. Sammy Kipchumba, Mr. Solomon Kandie, Mr. Linus Siele, Mr. Moses Toroitich, Mr. Theophilus Ayabei, Mr. Justine Kwambai, , Mr. Kibiwot Koros, Mr.Philemon Suter.

This document is a product of valuable inputs received during consultative meetings, citizens' public participation forums and memoranda submissions from a diverse segment of stakeholders, which includes: technical staff from County and National Government Agencies, members of the five County Sector Working Groups (SWGs) comprised of both government and non-state development stakeholders, members of the

public and county professional groups. I would like to thank them for their contributions.

In summary, we as a county express gratitude to all the stakeholders for their enthusiasm in undertaking their roles, responsibilities and tasks during the preparation process. We hope the same gusto will be sustained during the implementation period.

Thank you and God bless you all.

H.E WISLEY ROTICH
DEPUTY GOVERNOR
ELGEYO MARAKWET COUNTY

EXECUTIVE SUMMARY

Background

County Integrated Development Plans (CIDPs) are Plans prepared every five years as development master plans. They create a framework for planning, coordinated development, budgeting, effective and efficient project implementation and progress performance measurement. The Plan outlines the county situational analysis, linkages to other national and international plans, review of the achievements of the immediate previous Plan, prioritized sector programmes, implementation framework, resource mobilization strategies and monitoring and evaluation framework.

Elgeyo Marakwet County is one of the County Governments in Kenya created under the new two-tier governance system, i.e. national and county systems created by The Kenya Constitution 2010. The County Government started implementing its mandates in March 2013 as per the provisions of the Fourth Schedule of the Constitution which came into effect in August 2010. Agriculture, health, education, trade, infrastructure, and integrated county development planning are some of the mandates that the county assumed the responsibility of, immediately the constitution was operationalized.

In compliance with constitutional requirements and other legal provisions such as; the Public Finance Management, Act 2012, County Government Act, 2012, Urban areas and Cities Act, 2012 amongst other legislation, the county has adopted the county integrated development framework in its governance processes. This framework calls for the periodic preparation of various planning documents; County Integrated Development Plan (CIDPs), Spatial Plans, Urban Areas and Cities Plan, Sectoral Plans and Annual Development Plans (ADPs).

In addition to guiding the achievement of the county development targets, the Plan creates a platform that promotes harmony and alignment of development targets with those of the Kenya Vision 2030, Medium Term Plans (MTP) III, the Big Four Agenda, National Spatial Plan framework, Agenda 2063 of the African Union, the Sustainable Development Goals (SDGs), and other national policies and international commitments.

Vision and Mission

Vision

A destination of choice for tourism, sports and investments

Mission

To provide innovative and high-quality services in an equitable, socially inclusive, open and economically transformative environment for accelerated development, harnessing of potentials and and nurturing of talents.

County Governance Structure

The county government is composed of two arms; the Legislature and the Executive. The Legislature is composed of the Speaker, one elected member from each of the county's twenty Wards, nominated members representing special interest groups and staff led by the County Assembly Clerk. The Legislature's roles are; representation, oversight, and legislation. The role of the Executive arm is to implement laws, policies and plans relating to the county mandates, with the aim of achieving county development targets.

The Executive is organized into twelve departments based on their mandates. Ten of these departments are headed by County Executive Committee Members (CECMs) while two are the Office of the Governor and Executive Administration and the County Public Service Board. For appropriate planning approaches, budget considerations, harmony in coordination and synergy in resource mobilization strategies, all departments have been classified into five sectors. These sectors are; (1) Infrastructure, (2) Social Protection and Empowerment, (3) Health, water and Sanitation, (4) Productive and Economic Sector, and (5) Public Administration and Governance. Each of these sectors has a vision, mission and a set of programmes to deliver on their mandates and development objectives.

The infrastructure sector is composed of roads, transport, public works and energy sub-sectors/departments. Social Protection and Empowerment is comprised of Sports, Youth Affairs, ICT, Social Services and Education and Technical Training sub-sectors/departments. Health, Water and Sanitation sector is made of Health and Sanitation, and Lands, Water, Environment and Climate Change Management sub-sectors/departments.

Productive and Economic Sector brings together Agriculture and Irrigation, Livestock and Cooperatives development and Tourism, Wildlife, Culture, Trade and Industry development sub-sectors/departments. Public Administration and Governance has the Office of the Governor and Executive Administration, Public Service Management and County Administration, Finance and Economic Planning, County Public Service Board and County Assembly sub-sectors/departments.

To ensure proper functioning of all these sectors, the county has established and operationalized five Sector Working Groups (SWGs). Their objective is to provide a platform for policy dialogue, negotiation, harmony and synergy in the various development interventions planned for. These SWGs played key roles in the preparation of this Plan and are expected to take up more roles, responsibilities and tasks during the CIDP implementation period.

CIDP Preparation Process

The preparation of this Plan adhered to the contemporary planning process. This started with the adoption of guidelines issued by the Ministry of Planning and National Treasury. Secondly, the county issued the CIDP preparation circular giving instructions and datelines to the relevant officers in the county. A CIDP preparation technical team was also established and tasked to sensitize other county technical staff on the preparation guidelines and their respective responsibilities. Sensitization meetings were held for various groups of staff; County Executive Committee Members (CECMs), Chief Officers, Directors and all Sub-county and Ward staff.

Thirdly, a review of achievements, challenges and lessons learned from the first generation CIDP (2013-17) was done internally by each county department and externally by Development Initiatives (DI), a Non-Governmental Organization, to inform the approach and focus areas of the 2018-2022 CIDP. The review also informed the county technical officers on their areas of focus in the generation of the first working draft of this Plan.

An analysis of the relevant reference documents then followed. These included; 2013-2017 CIDP, Kenya Vision 2030, Medium Term Plans (MTP) III, the Big Four Agenda, National Spatial Plan framework, Agenda 2063 of the African Union, the Sustainable Development Goals (SDGs), and other national policies and international commitments. These reference materials informed the working draft used in the subsequent participation forums. These participation forums were; consultative meetings for each SWG, county leaders' meetings, donor and investors roundtables, citizens' public participation forums and county professionals' forums. As a measure of representation during the CIDP Ward Public Participation Forums, a total of 3,739 citizens attended the Forums as delegates representing each Sub-location and Sector as chosen during sub-locational meetings chaired by the Assistant Chiefs. Of these participants 77% were male, and 23% were female while youth constituted 34% and the elderly composed of 3%. People Living with Disabilities (PWDs) were 1% of all the participants.

Inputs were also received from memorandum submissions by individuals and interest groups based on given templates through the various feedback channels provided for by the county government.

Priority Programmes

The subsequent actions, after the receipt of inputs from the various participatory forums, involved making proposals for solutions to the development problems identified. This involved; formulation of vision and mission for the entire county and for each sector, the definition of development objectives and outcome targets, the definition of criteria for prioritization and resource allocation, the spatial distribution of development, formulation of development strategies requiring multi-sectoral approaches, listing of major programmes and sub-programmes and developing strategies for cross-cutting issues. The resultant priority programmes/projects planned for the Plan per sector includes;

i. Infrastructure: A reliable, sustainable, cost-effective infrastructure and clean energy

As of 2017, the proportion of all-weather roads to the total road network was 62%. The Infrastructure sector plans to increase this to 80% by 2022. Also, the percentage of households connected with electricity was 30% as of 2018. The target under this Plan is to increase the percentage to 80%. Further, the response time to fire emergencies is expected to reduce from 2 hours to 1 hour by the end of the plan period. To achieve these goals and subsequently ensure a reliable, sustainable, cost-effective infrastructure and clean energy, three Programmes have been prioritized. These programmes are; Road Works, Public Works, and Energy. The expected outcomes at the end of the Plan period are; improved roads access and mobility, improved efficiency and effectiveness of the infrastructure development process, prompt response to fire emergencies and increased access to energy.

ii. Social Protection and Empowerment: A socially inclusive and empowered society

The percentage of athletes accessing standard recreation and sports facilities stood at 5% in 2017. The sector's goal is to increase this figure to 40% by 2022. Also, the percentage of Viable Enterprises Owned by Women, Youth and People Living with Disabilities, PWDs was 5% in 2017. The target is to improve this proportion to 15% by the end of the plan period. Under social protection, 15% of the elderly and vulnerable persons had access to Universal Healthcare cover. This percentage is expected to rise to 35% by 2022. The sector further aims to enable 90% of graduates from Technical and Vocational Education and Training (TVET) engage in productive economic activities by 2022. The Pre-Primary Education Gross Enrolment Rate (GER) in Early Childhood Development (ECD) centres is expected to rise from 75% in 2017 to 95% in 2022. The aim of the sector is to ensure a socially inclusive and empowered society.

To achieve this goal, the sector has identified programmes that are expected to ensure improved living standard, equality and social inclusion for all, including the vulnerable and special interest groups in the society – youth, women, People with disabilities and the elderly.

The programmes include; Sports Development, Social Empowerment, Social Protection, ICT, Technical and Vocational Education and Training (TVET), and Pre-Primary Education.

iii. Health, Water and Sanitation: A healthy citizenry in a secure, clean environment

Currently, the county has 12% of children under-5 years who are underweight, under 5 mortality rate (U5MR) being 43 per 1,000 live births, while population screened for non-communicable disease is 5%. The percentage of children who are underweight is targeted to drop to 7%, U5MR to 35 per 1,000 live births, while population screened for non-communicable disease is targeted to rise to 25%. In the Water and Environment sub-sector, the county targets to achieve improved outcomes in the sub-sector which includes; increased access to clean and safe water, improved liquid and solid waste management systems, and wetland conservation among others.

iv. Productive and Economic: Enhanced Enterprise Productivity and Food Security

Under Livestock, Veterinary, Fisheries and Cooperatives sub-sector, the income earned by farmers is targeted to rise from Ksh 200 million to Ksh 300 million by 2022. The Tourism, Trade and Culture sub-sector target is to ensure that direct tourism earnings will rise from Ksh 5 million to Ksh 20 million in the plan period. The Agriculture and Irrigation sub-sector goal is to reduce the percentage of households vulnerable to seasonal food insecurity from 20% to 15% within the plan period.

The following Programmes have been prioritized in the sector: Crop Development, Agricultural Extension and Training Services, Sustainable Land Management, Irrigation, Livestock Development, Cooperative Development, Veterinary Services, Tourism Development, Rimoi National Reserve development, Trade and Industry Development, and Culture and Heritage Preservation.The outcomes expected to be realized are income generation and diversification of livelihoods.

v. Public Administration and Governance: An open, efficient and responsive government

This sector aims to increase the proportion of citizens with access to county government information from 40% to 80% within the plan period. Also, client satisfaction index is expected to rise from 75% to 95% within the same period. On financial management, the rate of fiscal responsibility (absorption rate) is expected to rise from 50% in 2017 to 95% in 2022.To achieve these goals, the county has prioritized three programmes all geared towards strengthening the county governance practices through enhanced transparency and accountability, appropriate legal and policy framework and mechanisms for efficient and effective service delivery processes. These programmes are open governance, transparency and accountability, public service management, and financial management.

Financing and Resource Mobilization

The financial capacity of delivering on the targets set in this Plan is estimated to be Ksh15.02 Billion. Out of this, Ksh7.5 Billion is expected to be from the county annual budget as allocated from the annual equitable share by Commission on Revenue Allocation (CRA) and collections from the county own revenue sources. The remainder of the Ksh7.52 Billion worth of programmes will be financed from mobilisation strategies targeting National Government Agencies, Non-Governmental Organizations, Development Partners, other non-state development actors and the private sector.

CIDP Implementation Framework

The CIDP and its programmes will be implemented through Annual Development Plans (ADPs) which contain programmes/projects timeframes, costs, responsible entities, inputs required, activities involved, outputs and collaborative considerations. In addition, plans by the National Government Agencies, Development Partners and other Non-State Actors will play key parts in the achievement of development targets prioritized in this Plan. To achieve this, an organizational structure showing the linkages with other stakeholders and their clear roles, responsibilities and tasks has been designed. This collaborative strategy will be realised through vibrant and sustainable Sector Working Groups (SWGs) and County Stakeholders Development Forum (CODESF) consultative platforms.

Monitoring and Evaluation

For timely and effective tracking of CIDP programmes, this Plan has put in place a feedback mechanism that will regularly provide stakeholders with good quality and timely monitoring and evaluation information regarding implementation progress of development Programmes/Projects. Implementation and tracking of this CIDP will be done through the annual Development Plans (ADPs). Consequently, M&E reports and quarterly and annual progress reports will be produced using the County Integrated Monitoring and Evaluation System (CIMES) to indicate status of implementation of all development programmes/projects, service delivery and budget performances of all sectors. The reports will be disseminated to the public and development stakeholders through public forums and relevant consultative and review platforms.

Organization of this CIDP Document

This Plan is organized into six chapters and Annexes. Chapter one provides information on administrative, geographic and social economic profile of the county. It forms a basis for an in-depth understanding of the county's outlook in terms of physical description, settlement patterns, and physiographic, topographic and natural conditions. It further describes the county's current situation in the major thematic areas and also details the county resource potential description whose contents informed the priorities and strategies adopted in this plan.

Chapter two outlines how the CIDP is aligned to the Kenya Vision 2030, the Big Four Agenda, Medium Term Plans, National Action Plan for Disaster Risk Management, Agenda 2063 of the African Union, Sendai Framework on Disaster Management, Comprehensive African Agriculture Development Programme (CAADP) and Malabo Declaration, Sustainable development Goals (SDGs) and National Spatial Plan Framework amongst other Plans. It further highlights the linkages of the CIDP programmes with the development targets contained in all the CIDP aligned documents.

A summary of key achievements containing outputs, outcomes and baselines from the implementation of the 2013-2017 CIDP is discussed in Chapter three. Challenges faced, and lessons learned during that Plan period have also been highlighted in this Chapter. The chapter analyses the county revenue levels in the last Plan period and how these revenues were expended for each sector.

Chapter four of the document discusses the county spatial development framework which describes the possible county potential growth areas and strategies on enhancing county competitiveness. It also maps out strategic geographical locations assesses the county natural resource. The chapter details key county development priorities, strategies and programmes and projects as identified by the various county stakeholders during the CIDP consultative forums. It also gives sector missions, visions and sub-sector goals. Mainstreaming of cross-cutting issues and cross-sector linkages are also discussed here.

In chapter five, the implementation framework and organization chart with stakeholder roles, responsibilities and tasks is outlined. The chapter also discusses the required budget estimates per sector projected for implementing the prioritized programmes/projects identified in Chapter Four. Further, the chapter outlines strategies for raising the county financial capacity and technical capabilities to achieve intended targets.

Chapter six gives a brief description of how Monitoring and Evaluation (M&E) of outcome Indicators will be done per sector. The M&E framework is linked to County Integrated Monitoring and Evaluation System (CIMES) as guided by the county Monitoring and Evaluation Policy and the National Monitoring and Evaluation Framework. A Results Matrix contained in this chapter summarises each programme's outcome, indicators and targets to allow implementers and decision-makers assess the progress of the various county development priorities during the Plan period.

The Annexes enumerates on-going, new and stalled projects per sector. The enumeration details each project included; the name of the project and their description, objectives, targets, timeframes and the relevant implementing agencies.

Elgeyo Marakwet Administrative Units

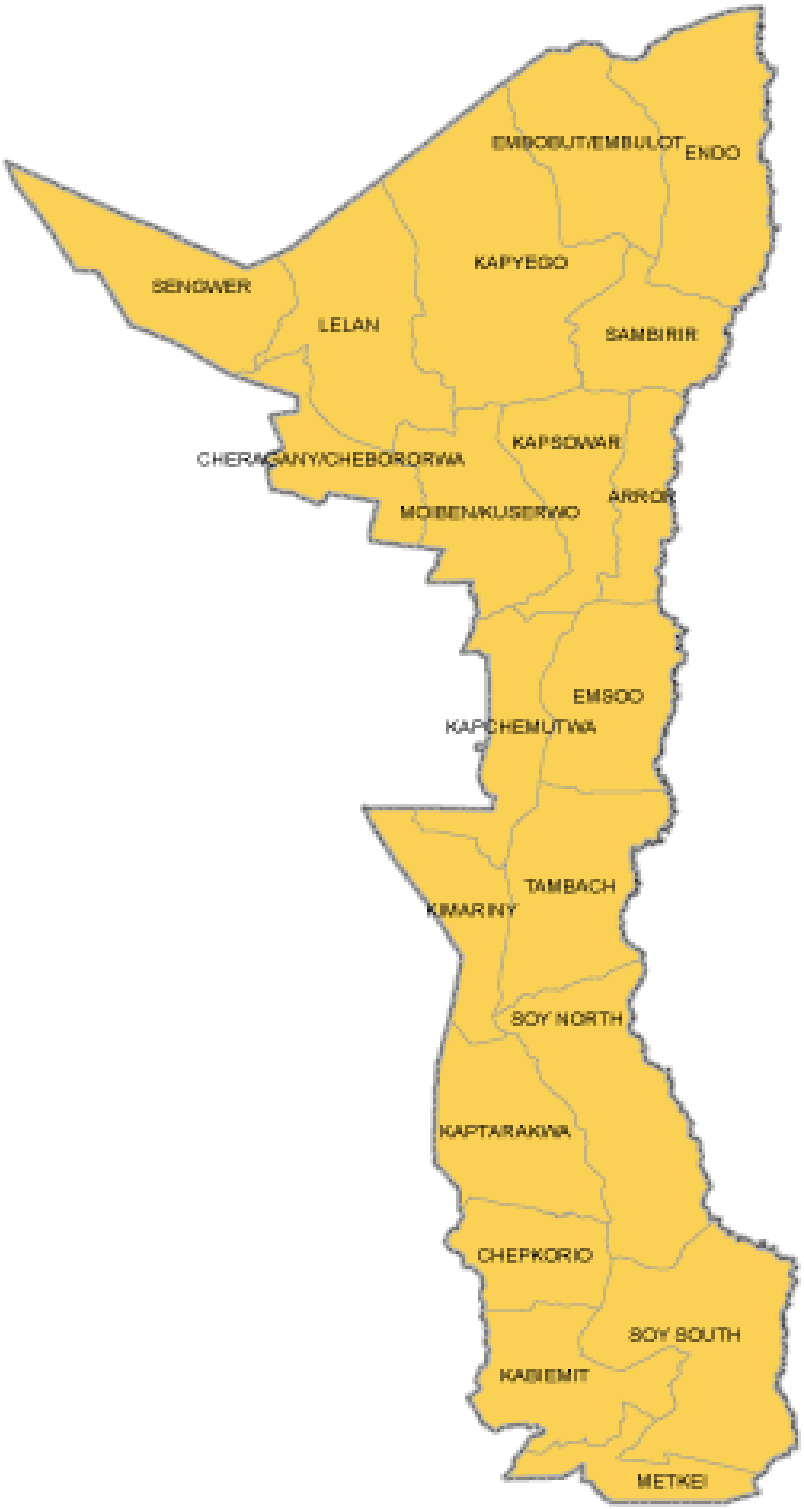

1 COUNTY GENERAL INFORMATION

1 County Overview

Elgeyo Marakwet County, whose Headquarters is Iten, is inhabited by two major communities, Keiyo and Marakwet, minority community of Sengwer and other small communities. All the communities occupy unique locations defined by the distinct ecological zones in the county, i.e. the Highland, the Escarpment and the Valley. The county is home to world's greatest athletes, which has led to the county being branded 'County of Champions'. The high-altitude topography and sports training grounds, compounded with ideal climatic conditions, favour training of athletes eventually contributing to excellence in athletics, both locally and internationally.

Agriculture is the backbone of the county's economy with more than 80% of the population engaging in farming and related activities. The county is also known for its unique tourism niches which include a national Game reserve, athletics, paragliding and the people's rich culture among other tourism activities that boost the County's revenue.

1.1 Position and Size

Elgeyo Marakwet County covers a total area of 3029.6 km^2 which constitutes 0.4 percent of Kenya's total area. It extends from latitude $0^o 20'$ to $1^o 30'$ to the North and longitude $35^o 0'$ to $35^o 45'$ to the East. It borders West Pokot County to the North, Baringo County to the East, Trans Nzoia County to the Northwest and Uasin Gishu County to the West. The county has an elongated shape and is wedged in between the Uasin Gishu Plateau to the West and the Kerio River to the East. The Kerio River has its source in the southern highlands of the county and drains into Lake Turkana. Map 1 shows the location of Elgeyo Marakwet County in the map of Kenya.

Map 1: Location of Elgeyo Marakwet in Kenya

(Source: 2009, Kenya Population and Housing Census, KNBS)

1.1.1 Physical and Topographic features

The county is divided into three topographic zones namely: Highlands, Kerio Valley and Escarpment: all of them separated by the conspicuous Elgeyo Escarpment. Each of the three zones has attracted a different settlement pattern. The Highlands, which constitute 49 percent of the county area, is densely populated due to its endowment with fertile soils and reliable rainfall. The Escarpment and the Kerio Valley make up 11 percent and 40 percent respectively. These areas have low rainfall and are prone to natural disasters such as drought and landslides. Due to these harsh climatic conditions coupled with high cases of insecurity, these areas have high poverty levels and sparse population.

1.1.2 Ecological conditions

The county is home to two forest ecosystems and water towers namely Kaptagat and Cherangany and hosts the second largest forest cover in Kenya of 37.6%. These ecosystems are a source of many rivers that form the main water divide running along the Escarpment. East of the water divide is the Kerio catchment area which drains into Lake Turkana while West of the divide is the Lake Victoria Basin which drains into Lake Victoria. Lake Victoria Basin includes the following rivers: Moiben, Chepkaitit and Sabor. The Kerio catchment area includes River Kerrer and Kerio River. The other major rivers in the county are Torok, Chesegon, Embobut, Embomon, Arror, Mong and Kimwarer. The rivers feeding Kerio River have a high potential for supporting irrigation activities and for generation of Hydro-electric power. Another ecological zone is the Kerio Valley. It is narrow, averaging 6.4 km in width and stretches about 150 km in a North-South direction.

1.1.3 Climatic conditions

The County has a relatively cool climate with varied rainfall levels across the County. This is because of the geomorphology/topography that is characterized by three distinct agro-ecological zones namely the highlands to the west, the escarpment (hanging valley) and the lowlands (valley) to the east. The variation in altitude from 900 m above sea level in the Kerio Valley to over 3000 m above sea level in the highlands gives rise to considerable differences in climatic conditions.

Annual mean temperatures on the highland range from 18°c – 22°c while down in the valley, it ranges from 25°c – 28°c. The average annual rainfall in the county ranges from 700 mm in the semi-arid Kerio valley to 1700 mm on the Keiyo and Marakwet highlands (Cherangany Hills). The County thus shows a trend of decreasing rainfall from west to east. It is the eastern lowlands of the county that exhibit lower and less reliable rainfall as well as being a part of the county that is most at risk of drought and floods. Map 2 shows climatic conditions of Elgeyo Marakwet County.

1.2 Administrative and Political Units

Map 2: Climatic zones

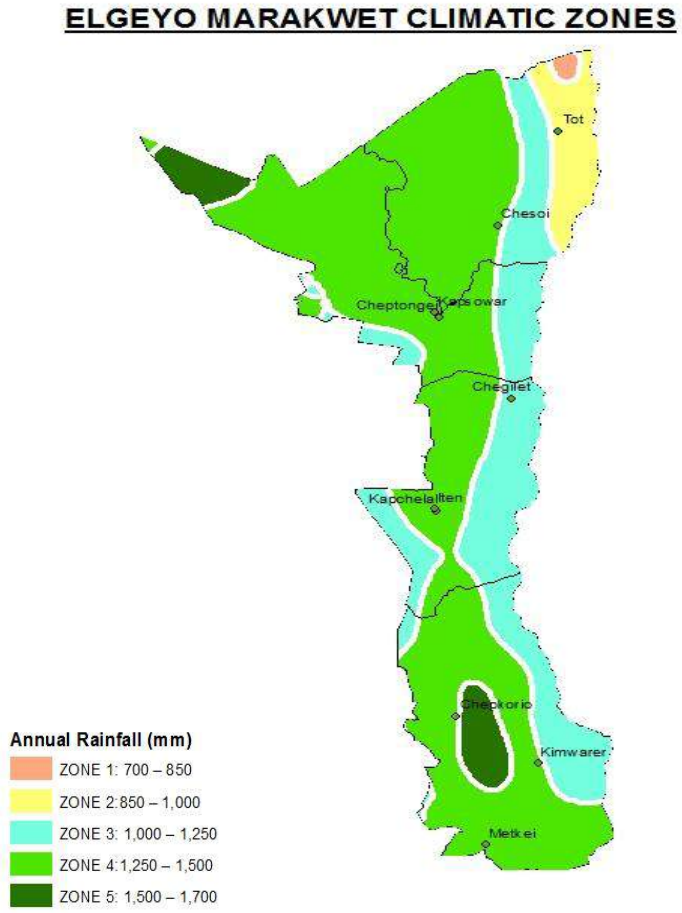

(Source; Elgeyo Marakwet County Meteorological Department, Iten)

1.2.1 Administrative Subdivision

The county is divided into four sub-counties, namely: Keiyo North, Keiyo South, Marakwet West and Marakwet East. These are further subdivided into 20 wards with 74 Locations and 212 Sub-locations. These administrative subdivisions are also mapped out as shown in table 1 and map 3.

Political Units

Politically, the county comprises four constituencies, namely; Marakwet East, Marakwet West, Keiyo South and Keiyo North. There are 20 electoral Wards in the county. Keiyo North and Marakwet East Constituencies have four electoral wards each covering a total area of 541.0 and 784.3 Km^2 respectively. Keiyo South Constituency and Marakwet West Constituencies have six electoral wards each with an area of 899.7 and 804.6 km2 respectively as shown in table 2.

Table 1: Area by Sub- County, Wards, location and sub-locations

Constituency	No. of Wards	Area Km^2	Wards		Locations	Sub- locations
			Name	Area (Km^2)		
Keiyo North	4	541.0	Emsoo	152.3	3	9
			Tambach	176.1	2	9
			Kamariny	101.1	3	9
			Kapchemutwa	111.5	4	10
Keiyo South	6	899.7	Kaptarakwa	153.6	3	8
			Kabiemit	132.8	3	11
			Chepkorio	93.7	2	9
			Metkei	69.8	3	9
			Soy South	234.6	3	11
			Soy North	215.2	4	11
Marakwet West	6	804.6	Sengwer	161.5	5	12
			Lelan	198.4	3	11
			Cherangany/ Chebororwa	95.2	4	9
			Arror	78.6	2	8
			Kapsowar	123.9	4	10
			Moiben/Kuserwo	147	3	9
Marakwet East	4	784.3	Kapyego	308.6	3	7
			Embobut/Embolot	151.8	3	8
			Endo	178.6	10	23
			Sambirir	145.3	7	19
Total	20	3029.6	20	3029.6	74	212

(Source: KNBS (2009) National Population and Housing Census, and IEBC Reports)

Map 3: Elgeyo Marakwet County Administrative/Political Units

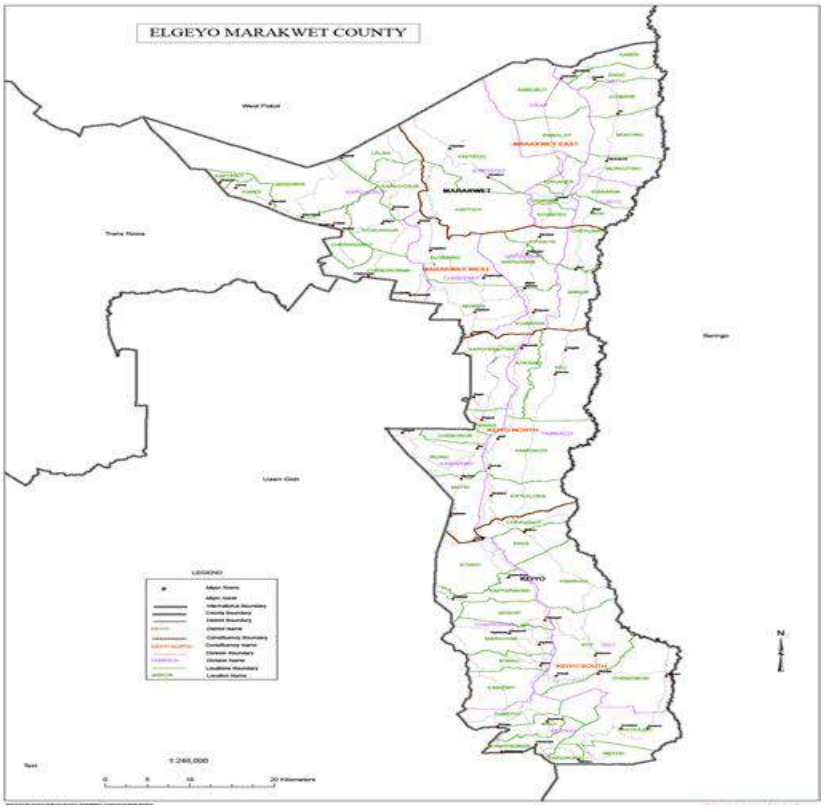

(Source: 2009, Kenya Population and Housing Census, KNBS)

Keiyo south is the largest with 899.7 Km^2 of all the four sub-counties and Keiyo North sub-county has the smallest area of 541.0 Km^2. For Keiyo North sub-county, Tambach ward has the largest area of 176.1 Km^2 while Kamariny ward has the least area of 101.1 Km^2.

In Keiyo South Sub-County, Soy South Ward has the largest area of 234.6 Km^2 while Metkei Ward has the least area with 69.8 Km^2.

In Marakwet West Sub County, Lelan Ward has the Largest Area of 198.4 Km^2 while Arror Ward has the least area of 78.6 Km^2.

In Marakwet East Sub County, Kapyego ward has the largest area of 308.6 Km^2 while Sambirir has the least area of 145.3 Km^2.

Table 2: County's Electoral Wards

Constituency	Number of Wards	Wards		Area (Km^2)
		Name	Area (Km^2)	
Keiyo North	4	Emsoo	152.3	541.0
		Tambach	176.1	
		Kamariny	101.1	
		Kapchemutwa	111.5	
Keiyo South	6	Kapatarakwa	153.6	899.7
		Kabiemit	132.8	
		Chepkorio	93.7	
		Metkei	69.8	
		Soy South	234.6	
		Soy North	215.2	
Marakwet West	6	Sengwer	161.5	804.6
		Lelan	198.4	
		Cherangany/Chebororwa	95.2	
		Arror	78.6	
		Kapsowar	123.9	
		Moiben/Kuserwo	147.0	
Marakwet East	4	Kapyego	308.6	784.3
		Embobut/Embolot	151.8	
		Endo	178.6	
		Sambirir	145.3	
Total	**20**	**20**	**3029.6**	**3029.6**

(Source: KNBS (2009) National Population and Housing Census, and IEBC Reports)

1.3 Demographic Features

1.3.1 Population Size and Composition

The county's total population was 369,998 according to the 2009 National Population and Housing Census. Based on this, 2018 population projection was 502,412 of which 248,880 were male, and 253,532 were female depicting a male and female ratio of about 1:1.

Table 3 indicates the population projections by gender and age cohorts respectively for the county.

The population of the county has been grouped into three broad age groups: 0-14 years constituting children, 15-64 years the working or economically active group and the 65 years old and above constituting the aged. In the county, there is a high concentration of the population in the age group 0-14. However, the greater proportion of the population falls within the working age group indicating a high potential for labour force and a low dependency ratio.

Population Projections by Urban Centres

Urbanization is inevitable and managing its emerging trends and patterns constitutes a challenge. Rural to urban migration is the main source of increasing urbanization in the county. The main urban areas in the county are Iten, Kapsowar, Kapcherop, Chepkorio, Flax, Chebiemit, Cheptongei, Bugar, Kamwosor, Tot and Arror with a combined 2018 projected population of 56,583 as shown in table 4. These urban centres have a huge potential for growth if proper planning and investments strategies are adopted. These urban areas are anticipated to have a growth of about 64,817 by 2022 given that rural-urban migration continues to be the main cause for growth and potential areas for business and employment opportunities.

Table 3: Population Projections by Gender and Age Cohort

Age Cohort	2009 (Census)			2018 (Projections)			2020 (Projections)			2022 (Projections)		
	Male	Female	Total	Male	Female	Total	Male	Female	Total	Male	Female	Total
0-4	30,727	30,270	60,997	41,621	41,203	82,824	44,354	43,951	88,305	47,326	46,971	94,297
5-9	29,147	28,614	57,761	39,481	38,949	78,429	42,073	41,546	83,620	44,892	44,401	89,294
10-14	26,643	26,282	52,925	36,089	35,774	71,863	38,459	38,160	76,619	41,035	40,783	81,818
15-19	21,080	20,388	41,468	28,554	27,752	56,305	30,429	29,603	60,031	32,467	31,637	64,104
20-24	15,828	17,487	33,315	21,440	23,803	45,242	22,847	25,390	48,238	24,378	27,135	51,514
25-29	12,765	13,853	26,618	17,291	18,856	36,147	18,426	20,114	38,540	19,661	21,496	41,157
30-34	10,277	10,516	20,793	13,921	14,314	28,235	14,835	15,269	30,104	15,829	16,318	32,147
35-39	8,377	8,296	16,673	11,347	11,292	22,639	12,092	12,045	24,138	12,902	12,873	25,775
40-44	5,875	5,927	11,802	7,958	8,068	16,026	8,480	8,606	17,086	9,049	9,197	18,246
45-49	5,573	5,928	11,501	7,549	8,069	15,618	8,045	8,607	16,652	8,584	9,199	17,782
50-54	4,413	4,333	8,746	5,978	5,898	11,876	6,370	6,291	12,661	6,797	6,724	13,521
55-59	3,506	3,275	6,781	4,749	4,458	9,207	5,061	4,755	9,816	5,400	5,082	10,482
60-64	2,933	2,955	5,888	3,973	4,022	7,995	4,234	4,291	8,524	4,517	4,585	9,103
65-69	2,007	2,367	4,374	2,719	3,222	5,940	2,897	3,437	6,334	3,091	3,673	6,764
70-74	1,632	1,851	3,483	2,211	2,520	4,730	2,356	2,688	5,043	2,514	2,872	5,386
75-79	1,059	1,189	2,248	1,434	1,618	3,053	1,529	1,726	3,255	1,631	1,845	3,476
80+	1,848	2,681	4,529	2,503	3,649	6,152	2,668	3,893	6,560	2,846	4,160	7,006
NS	48	48	96	65	65	130	69	70	139	74	74	148
TOTAL	**183,738**	**186,260**	**369,998**	**248,880**	**253,532**	**502,412**	**265,223**	**270,442**	**535,665**	**282,993**	**289,027**	**572,020**

(Source: KNBS (2009) National Population and Housing Census)

Table 4: Population Projections by Urban Centres

Urban centres	2009 Census (Census)			2018 (Projections)			2020 (Projections)			2022 (Projections)		
	Male	Female	Total	Male	Female	Total	Male	Female	Total	Male	Female	Total
Iten	3,444	3,530	6,974	4,676	4,792	9,468	5,004	5,129	10,133	5,356	5,490	10,846
Kapsowar	3,226	3,401	6,627	4,380	4,617	8,997	4,687	4,942	9,629	5,017	5,289	10,306
Kapcherop	2,676	2,710	5,386	3,633	3,679	7,312	3,888	3,938	7,826	4,162	4,214	8,376
Chepkorio	1,446	1,547	2,993	1,963	2,100	4,063	2,101	2,248	4,349	2,249	2,406	4,655
Flax	1,853	1,726	3,579	2,516	2,343	4,859	2,692	2,508	5,200	2,882	2,684	5,566
Chebiemit	1,586	1,615	3,201	2,153	2,192	4,346	2,304	2,347	4,651	2,466	2,512	4,978
Cheptongei	1,902	1,948	3,850	2,582	2,645	5,227	2,764	2,830	5,594	2,958	3,029	5,987
Bugar	1,157	1,110	2,267	1,571	1,507	3,078	1,681	1,613	3,294	1,799	1,726	3,526
Kamwosor	1,242	1,235	2,477	1,686	1,677	3,363	1,805	1,794	3,599	1,931	1,921	3,852
Tot	1,238	1,215	2,453	1,681	1,649	3,330	1,799	1,765	3,564	1,925	1,890	3,815
Arror	901	971	1,872	1,223	1,318	2,541	1,309	1,411	2,720	1,401	1,510	2,911
Total	**20,671**	**21,008**	**41,679**	**28,063**	**28,520**	**56,583**	**30,035**	**30,525**	**60,560**	**32,146**	**32,671**	**64,817**

(Source: KNBS (2009) National Population and Housing Census)

1.3.2 Population Density and Distribution

The county has four constituencies as shown in Table 5. According to the table, Keiyo South has the highest population of 148,193 while Keiyo North has the lowest population of 100,074. On the other hand, Marakwet West has a population of 147,126 while Marakwet East has 106,908 according to 2018 population projections. With population growth rate of approximately 3.3 percent, the ratio of male to female in each sub-county is 1:1 and it is expected to remain so as per the above projections.

There are variations in population distributions and densities within the county with the average density being 166 persons per km². Keiyo North has the highest population density of 185 persons per km² while Marakwet East has the lowest with 136 persons per km². The high density in Keiyo North could be attributed to it being largely on the Highlands geographic area thus having favourable climatic conditions and fairly developed infrastructure, given that the county headquarters is situated in this sub-county, whereas Marakwet East's low density could be attributed to the poor infrastructural facilities, insecurity with bordering Counties and unfavorable climatic conditions in the Sub-county.

Table 5: Population distribution, density and trend per Sub –County

Constituency /Sub-county	Area (Km²)	2009 (Census)		2018 (Projections)		2020 (Projections)		2022 (Projections)	
		Population	Density (Km²)	Population	Density (Km²)	Population	Density (Km²)	Population	Density (Km²)
Marakwet East	784.3	78,749	100	106,908	136	114,423	146	160,705	205
Marakwet West	804.6	108,374	135	147,126	183	157,468	196	221,162	275
Keiyo North	541	73,715	136	100,074	185	107,109	198	150,432	278
Keiyo South	899.7	109,160	121	148,193	165	158,611	176	222,766	248
Total	**3029.6**	**369,998**	**122**	**502,302**	**166**	**537,611**	**177**	**755,066**	**249**

(Source: KNBS (2009) National Population and Housing Census and KNBS Projections)

1.3.3 Population Projection for Special Age Groups

The various age cohorts are as shown in table 6.

Table 6: Population Projection by Special Age Groups

Age groups	2009			2018 (Projections)				2020 (Projections)			2022 (Projections)		
	Male	Female	Total	Male	Female	Total	Percentage	Male	Female	Total	Male	Female	Total
Under 1	6,931	6,658	13,589	9,388	9,063	18,451	4%	10,005	9,667	19,672	10,675	10,331	21,007
Under 5	30,727	30,270	60,997	41,621	41,203	82,824	16%	44,354	43,951	88,305	47,326	46,971	94,297
Primary school age (6-13)	44,489	44,004	88,493	60,262	59,897	120,159	24%	64,219	63,892	128,111	68,522	68,283	136,805
Secondary School age (14-17)	18,480	18,235	36,715	25,032	24,821	49,853	10%	26,676	26,476	53,152	28,463	28,296	56,759
Young adults (15-29)	49,673	51,728	101,401	67,284	70,411	137,695	27%	71,702	75,107	146,809	76,506	80,268	156,774
Youth (18-35)	49,709	51,817	101,526	67,333	70,532	137,865	27%	71,754	75,236	146,990	76,562	80,406	156,968
Females of Reproductive age (15-49)	0	82,395	82,395	0	112,154	112,154	22%	0	119,634	119,634	0	127,856	127,856
Labor force (15-64)	90,627	92,958	183,585	122,758	126,532	249,289	50%	130,819	134,971	265,790	139,583	144,247	283,830
Elderly (65+)	6,594	8,136	14,730	8,932	11,074	20,006	4%	9,518	11,813	21,331	10,156	12,625	22,781

(Source: KNBS (2009) National Population and Housing Census and KNBS Projections)

Under 1 year: 2018 projected population is 18,451 which comprise 4.0 percent of the total population of the county. This population is expected to increase to 21,007 in 2022. This, therefore, calls for identification of strategies to improve on ante-natal and post-natal services to reduce infant mortality and ensure that expectant mothers give birth at health facilities.

Under 5 years: 2018 projected population is 82,824, constituting children going to Pre-School Education. This comprises 16 percent of the entire population. Hence, there is need to prioritize construction of more classrooms, expansion and of Pre- School Education centres and employ additional Pre- School Education teachers. There is also a greater need to prioritize feeding programs to enhance access, retention and transition.

Primary school-going age (6-13): A total population of 120,159 is of school-going age which constitutes 24 percent of the entire population. Therefore, although there have been several programs targeting this cohort such as Free Primary Education, the county still lags in terms of school infrastructural facilities.

Secondary School Age group (14-17): This cohort has a total population of 49,853 which comprises 10 percent of the population. Programs such as Free Day Secondary Education, bursaries and free sanitary towels for female students are in place targeting this age cohort although other programs and full implementation of these programs are required for enhancing quality education.

Young adults (19-29): This group make up 27 percent of the entire population with 137,695 people according to 2018 projected population. This cohort majorly comprises of unemployed persons. Programs such as the provision of higher education loans, internship opportunities need to be enhanced to increase their competitiveness and employability in the job market.

Youthful Population (Age 18-35): This group makes up 27 percent of the population with a population of 137,865. As this is the productive segment of the population in terms of the provision of human labor, its enhancement in terms of human capital is vital to realize the full potential of other sectors of the county economy such as sports and ICT.

Females of Reproductive age (15-49): The group constitutes 22 percent of the total population as depicted in the above table. The projections help in streamlining family planning interventions which impact on the general living standards.

Labour force (15-64): This group represents 50 percent of the total 2018 projections with a population of 249,289. It comprises of all persons who are eligible to work including employed and unemployed People in the county.

The Aged population 65+: This group represents 4 percent of the total population and faces several old age related challenges. With the provision of medical covers (NHIF) and cash transfer programs, the county still needs to register all the elderly who will benefit with provided programs to enhance healthy living.

1.3.4 Population of Persons with Disabilities

The Persons with Disability Act, 2003, defines disability in terms of physical, sensory, mental and other forms of impairment including visual, hearing or physical disability. These forms of disability have a substantial long-term adverse effect on a person's ability to carry out usual day to day activities. Furthermore, disability can be measured in terms of nature of the interaction of a person with all aspects of his or her environment, given the person's level of physical, mental or emotional functioning. This interacting can affect the level of social participation the person experiences, thus determining someone's level of disability.

According to 2009 Population and Housing Census on Disability, the common forms of disability in the county are visual impairment at 24.8 percent of total persons with disability followed by physical disability at 24.2 percent and hearing impairment at 17.3 percent. The results also depict that the least common form of disability is mental disabilities at 9.1 percent. The other forms of disability include epilepsy, cerebral palsy, total blindness, use of sign language and autism. This totals 4.9 percent of the total disabilities as shown in table 7.

Currently, the county has registered 4,876 persons with disabilities of which 470 are visually impaired, 237 have a hearing impairment, and 517 are mentally challenged. Physical disability is the most common form of disability with 3,351 registered persons. Registered people with epilepsy is 92, use of sign language 136, the blind being 43 and cerebral palsy being 30 persons. The data on hearing impairment, self-care difficulties and autism have not yet been established. This calls for sensitization of communities on the importance of the process and having measures in place for reduced stigmatization.

However, the number of registered persons with disability is lower than the 2009 population census on disability. This has been attributed to inadequate sensitization on disability and stigmatization by communities among other social and cultural norms.

1.3.5 Demographic Dividend

The 2018 population projection is 502,412, with fertility rate being 4.1%. The share of population below 15 years is 43%. This age-cohort is hugely dependent on the population group between 15 and 65 years which constitutes 53% of the population.

Table 7: People Living with Disabilities

Disability Type	2009 population census on Disability			% of total disability	Registered forms of disability in the county
	Male	Female	Total		
Visual	1,303	1,251	**2,554**	24.8	470
Hearing	907	870	**1,777**	17.3	237
Speech	524	504	**1,028**	10.0	-
Physical	1,270	1,219	**2,489**	24.2	3,351
Mental	480	461	**941**	9.1	517
Self-care	510	489	**999**	9.7	-
Other forms	257	246	**503**	4.9	-
	Epilepsy				92
	Use of sign language				136
	Total blindness				43
	Cerebral palsy				30
Total	**5,250**	**5,041**	**10,291**		**4,876**

(Kenya 2009 population and Housing census, Analytical Report on Disability, Volume XIII, March 2012)

Table 8: Demographic Dividend Potential

Category	2009*	2016	2018	2022
Population Size	369,998	468,835	502,412	572,020
Population below 15 years (%)	46.4	43.7	43.3	42.4
Population 15-64 years (%)	49.6	52.7	53.1	54
Population above 65 years (%)	4	3.6	3.6	3.6
Working Population (%)	68			
Dependency ratio	1.02	0.90	0.88	0.85
Unemployment rate %	5.00			
Fertility rate	4.70	4.70	4.10	3.90

(Source: 2009 KNBS Population and Housing census)

1.4 Human Development Approach

Kenya National Human Development Report 2013 provides a composite measure of three basic dimensions of human development: health, education, and income.

1.4.1 Human Development Index (HDI)

The Human Development Index (HDI) estimate for Kenya in 2012 was estimated at 0.520. Of the 47 counties in Kenya, 20 (43%) of them have HDI estimates above the national estimate, while 27 (57%) have measures lower than the national average, indicating a disparity of human development within the country. Counties that fall under Arid and Semi-Arid lands exhibit low HDI values. Kenya's HDI is lower than the global average but higher than Sub-Saharan Africa. Elgeyo Marakwets' HDI stands at 0.53 which is lower than the national HDI of 0.520. This can be partly attributed to the ecological zones of the county with Kerio Valley region recording high poverty index.

1.4.2 Inequality Human Development Index (IHDI)

Inequality Human Development Index (IHDI) takes into account not only the average achievements of a country with respect to health, education, and income, but also how those achievements are distributed among its citizens by "discounting" each dimension's average value according to its level of inequality. The IHDI value for Kenya in 2012 was 0.344, compared to an HDI of 0.519 (UNDP, 2013). Ideally, the IHDI equals the HDI when there is no inequality across people but is less than the HDI as inequality rises. In this sense, the IHDI is the actual level of human development (accounting for this inequality), while the HDI can be viewed as an index of "potential" human development (or the maximum level of HDI) that could be achieved if there was no inequality. Explanations to poor IHDI performance in Kenya include inequalities in human development, life expectancy, education attainment, income per capita, and gender, among others. The county's IHDI stands at

0.43 against national IHDI of 0.385 which implies that the county has a higher level of inequality above the national average.

1.4.3 Gender Inequality Index (GII)

The county's gender inequality index (GII) stands at 0.62 against the national average of 0.55 implying that the county has a higher level of gender inequality above the national average. This, therefore, calls for strategies and interventions in the plan period to address and mainstream gender issues.

1.4.4 Gini coefficient

According to Kenya National Bureau of Statistics (KNBS) abridged report "Exploring Kenya's Inequality Pulling Apart or Pooling Together?" the Gini coefficient which compares the distribution of incomes across the entire population of an area indicates that the national Gini coefficient is estimated at 0.445 which reflects a high level of income inequality. The county's Gini coefficient stands at between 0.35 - 0.38 which is lower than the national average thus it reflects the comparatively lower level of income inequality in the county compared to the national average.

1.5 Infrastructure Development

1.5.1 Roads and Rail Network

A good infrastructural base is essential to the development of the county's economy. It is a necessity in improving the living conditions of communities, improving security and reducing the cost of doing business. The county has three major transport infrastructures, namely: road network, railway line and airstrips. Road network is dominant infrastructure followed by railway and airstrips.

Road Network

The county has a total road network of 2,060.64 Km of which 196.84 Km (9.5 %) is Bitumen, 178 Km (8.6 %) is under upgrading to bitumen standards, 1,121. Km is gravel surface (54.4 %), and 564.4 Km is earth surface (27.4 %). All-weather roads enhance accessibility and thus facilitate mobility of people, goods and services. This consequently promotes trade, investment, agribusiness and dissemination of information. It also enhances delivery of health care services, education and other government services.

Currently, tarmac road surface is less than 10 percent of the total road network, which is an indicator of the poor all-weather road network in the county. Tarmac road coverage is expected to increase by 8 % with the completion of the roads currently undergoing an upgrade to bitumen status.

The roads are;

1. Tirap-Maron-Sambalat road – 27 Km.
2. Nyaru-Kaptarakwa-Iten road – 72 Km.
3. Kapcherop - Makutano road- 18 Km.
4. Cheptongei-Makutano road- 40 Km.
5. Kapcherop-Chebai-Chebororwa road- 21 Km.

The 1,121.4 Km of gravel-surfaced roads are crucial in accessing major agriculture and settlement areas of the county and need to be upgraded to bitumen standards. This includes Kipsaos-Kocholwo-Kimwarer-Emsea-Biretwo-Tot-Liter Road with a total length of 181 Km and connects four counties namely; Uasin Gishu, Baringo, Elgeyo Marakwet and West Pokot.

The earth-surfaced roads cover a total of 564.4 Km, of which 258.4 Km was roads newly opened by County Government. These roads link urban centres and main roads to most remote parts that were inaccessible in the past. However, the roads are difficult to navigate especially during rainy seasons and therefore need to be gravelled.

Railways

The metre gauge railway (Mombasa-Nairobi-Nakuru-Eldoret-Malaba-Tororo Railway line) crosses the county at Kapchorwa-Flax covering a total of 24 KM. It has a terminus at Tumeiyo Centre. The same line has not been fully exploited due to change of farming preferences from tea farming to other activities that rendered the line redundant.

Airstrips

There are two airstrips in the county; one at Tot in Marakwet East and another at Chepsirei in Keiyo South. Though these airstrips have not been utilized optimally due to insecurity and their deplorable state as a result of irregular maintenance, it is anticipated that the two will be revamped to optimal operation status.

1.5.2 Information and Communication Technology

The ICT sub-sector has experienced tremendous growth in the recent past. Mobile telephony coverage grew significantly from 51 % in 2009 (Kenya National Bureau of Statistics Census, 2009) to more than 70% as at 2017 following the expansion of the mobile network in the county by service providers including Safaricom, Orange and Airtel. Households with radio and television sets stand at 72.63 % and 23 % respectively. Currently, the county has one Huduma Centre at Iten headquarters, and plans are underway to establish three other centres at the remaining three sub-county headquarters.

Mailing services in the county are done by Kenya Postal Corporation with 20 post office branches, Group 4 Securities (G4S), Direct Handling Limited (DHL), and Wells Fargo Ltd among others.

1.5.3 Energy access

The main sources of household cooking energy in the county are firewood, charcoal and paraffin. This has however contributed to vegetation degradation and increase in related health complications amongst the population. The number of households with electricity coverage in the county stands at 25,419 households representing 30.38 % distributed as follows; 51.94% access in Keiyo North, 37.79% in Keiyo South, 26.85% in Marakwet West and 4.8% access rate in Marakwet East.

The Renewable energy share in the total energy consumption is quite negligible: the population with primary reliance on clean fuels, such as solar energy and biogas, is less than 1%. Energy intensity measured in terms of primary energy and GDP is also low as the county utilizes only 4 Kilowatts which is below 1% of the current countrywide usage. Currently, there are two hydroelectric dams under construction by Kerio Valley Development Authority (KVDA) at Arror and Kimwarer, which are projected to generate 45 and 20 Megawatts respectively to the National grid.

1.5.4 Housing

A large percentage of the housing units in the county are in a poor state. Only 2.5 % is considered good while 26 % and 71.5 % are considered moderate and poor-quality respectively. Availability of materials, building costs, land tenure, weather conditions and cultural aspects have a major influence on the type of materials used in different localities. Over 90 % of houses are either mud, iron sheets or timber walled while Bricks, Stone and concrete block walling cover only 10 % although mostly the method is found in urban centres. Recently, there has been an improvement in housing status through iron sheet roofing, making it the major roofing material in the county although grass-thatched housing method still constitutes a quarter of the roofing.

1.6 Land and Land Use

1.6.1 Land ownership categories/ classification

There are three major land ownership categories within the county namely Private, Public and Community land. Private land ownership is majorly in the agriculturally rich highlands and parts of the escarpment that have fair terrain that supports agricultural activities. Public land entails most gazette forests within the county, public institutional lands and urban areas scattered all over the county. Community land is majorly in the Kerio Valley where adjudication has not taken place.

1.6.2 Mean Holding Size

The average holding size for land in the highlands is approximately 0.4 Ha per household whereas in the escarpment is about 0.2 Ha and in the Kerio Valley, it is about 2.0 Ha due to population distribution and climatic conditions.

1.6.3 Percentage of Land with Title Deeds

Most parts of the highlands have been adjudicated and titles issued. The escarpment, due to its fragile nature has most of the parts differed for adjudication for environmental conservation purposes. Areas of the escarpment with fairly gentle topography have been issued with title deeds. Most of the Kerio Valley has not been adjudicated due to incidences of insecurity and intra and extra clan issues. On average, the percentage of farmers holding titles stand at around 50 percent.

1.6.4 Incidence of Landlessness

Cases of landlessness in the county are limited to forest areas with Embobut having around 500 households squatting within the forest. Other 15 households are squatting in Kapkore forest. Other families that were displaced by major infrastructural facilities, e.g. Chebara dam are also settled in the forest though de-gazettement has not been done. In Kipkabus forest, families who were moved from the environmentally fragile ecosystem in Tingwa hills were settled and not yet formalized.

1.6.5 Settlement Patterns

There is a denser settlement on the agriculturally rich highlands and arable parts of the escarpment with most patterns concentrating on major facilities like roads, urban centers and schools. The lowlands/valley majorly exhibit sparse settlement pattern. Lack of proper urban spatial plans has led to uncontrolled development within the urban centers thus leading to informal settlements.

1.7 Employment

1.7.1 Wage earners

According to 2009 Kenya Population and Housing Census report, 54.4 percent of the population were engaged in wage employment, of this 1.8 percent are in formal employment while the rest are mainly engaged in modern self-employment, informal sector, and agricultural activities including small-scale agriculture and pastoralism.

1.7.2 Self-employed

From the County 2009 Kenya Population and Housing Census (KPHC, 2009), 6.3 percent of the population are in informal self-employment (Jua Kali), 16.2 percent are in other self-employment, 17.8 percent are in Agriculture, and 2.3 percent are in the private sector.

1.7.3 Labour force by sector

The 2018 projected county's labour force stood at 249,289 persons, representing 49.6 percent of the total 2018 projected population. This category consists of persons between the ages of 15 and 64 who are now deemed fit enough to work. Of this population, 5 percent are unemployed and are actively seeking work. The county labour force is projected to increase to 283,830 by 2022.

1.7.4 Unemployment

The county unemployment rate stood at 5 percent as per the 2009 KNBS labour force analytical report. This is the proportion of individuals who fall within 15-64 age brackets who are seeking work but cannot find anything to do to sustain themselves and their families.

1.8 Irrigation Infrastructure and Schemes

1.8.1 Irrigation potential

The County has a huge irrigation potential covering the entire Kerio Valley and some sections of the escarpment and highland zones. Based on existing water resources, the potential area for irrigation is estimated at 40,000 hectares in the Kerio valley. However, this area can be increased to 100,000 hectares through investment in water storage and adoption of modern irrigation technologies. In the highlands, there is potential for supplementary irrigation which can cover over 30,000 hectares.

1.8.2 Irrigation Schemes

There are five irrigation schemes in the County with a capacity to irrigate 1,120 hectares. However, only two are operational currently irrigating about 680 hectares. Other irrigation development initiatives include farmer and community-based irrigation systems. These are mainly traditional furrows which irrigate about 3,000 hectares in the valley and 1,200 hectares in the escarpment and highland zones. Most of the irrigation projects are gravity-fed except for a few group/individual based projects that use portable pumping systems.

1.9 Crop, Livestock, Fish Production and Value Addition

Elgeyo Marakwet is agricultural-based with more than 80% of the households deriving their livelihood from the sector. About 25% of the population experience seasonal food insecurity caused by over-reliance on rain-fed agricultural production coupled with poor storage and distribution systems.

1.9.1 Main Crops Produced

The County produces both food and cash crops that vary with the agro-ecological zones. The major food crops include maize, beans, wheat, bananas, green grams, groundnuts, sorghum, millet and cowpeas. Horticultural and industrial crops which are mostly grown for sale include Irish potatoes, avocado, passion, mangoes, tea, coffee and pyrethrum.

1.9.2 Acreage under Food and Cash Crops

Total acreage under crop production by 2017 was 64,100 hectares with yields of about 1,288 tons. Of the 64,100 hectares, food crops accounted for 48,490 hectares while cash crops accounted for 15,610 hectares with the produce of 1,059 tons and 229 tons respectively.

1.9.3 Average Farm Sizes

Average farm size is determined by household farm size with the overall farm size averaging 2.08 hectares. There are two categories of farming in the county, i.e. small-scale and large-scale farmers. The small-scale farmers own an average of 1.36 ha while the large-scale farmers own 17.3 ha.

1.9.4 Main Storage Facilities

Granaries and traditional stores are the main storage facilities. NCPB has a sub-depot store at Kapsowar with other satellite stores in Kapcherop and Chepkorio used for aggregation of cereals and sale of subsidized fertilizer. Marakwet Highland CBO has constructed two modern stores for storage of cereals and potatoes at Koisungur in Lelan Ward. There are four other cold stores constructed by National Government Afirmative Action Fund (NGAAF). In total, there are about 14 stores spread across the county.

1.9.5 Agricultural Extension, Training, Research and Information Services

Extension services are provided by the County Government in collaboration with other state and non-state actors. These include Agriculture Sector Development Support Programme (ASDSP), Egerton University, International Crop Research in Semi-Tropics (ICRISAT), Kenya Agriculture and Livestock Research Organization (KALRO), International Centre for Insect Physiology and Ecology (ICIPE), Heifer International, International Potato Centre

(CIP), Kenya Climate Smart Agriculture Project (KCSAP0, and East Africa Agriculture Productivity Project (EAPP) among others. The County has five training and demonstration farms where agricultural technologies are offered for adoption and upscaling. The farms also serve as multiplication sites. Three of these are public facilities (Chebara Agriculture Training Centre, Labot wool sheep and Chesongoch livestock multiplication centres). The other two are community-based (Kabonon/Kapkamak Irrigation Scheme) and privately owned (Cheptebo Rural Training Centre).

1.9.6 Research and Information Services

KALRO provides research services to the County through their specialized research Institutes. Kitale Institute focuses on cereal pasture crops. Marigat Institute focuses on dual-purpose livestock breeding. Research on tea is handled by Tea Research Institute while Coffee Research Institute handles coffee issues. ICRISAT and Egerton University are also engaged in on-farm trials for dryland crops, including sorghum, groundnuts, green grams and cowpeas in Kerio Valley.

1.9.7 Main Livestock Breeds and Facilities

The varied agro-ecological zones in the county influence livestock breeds reared by farmers. Cattle rearing (both dairy and beef) are the main livestock found in the County. Main cattle breeds include ayrshire, friesian, dairy crosses, zebu and sahiwals. Goat breeds in the county include Small East African goats, toggenburgs and alpine dairy goats. Main sheep breeds are hair and wool sheep. Poultry breeds are indigenous, broilers and layers.

Potential area for dairy farming is 94,123 hectares. The average dairy farm size is about 1.7 hectares with average milk production per cow per day of 4 litres. Functional livestock facilities include 188 dips, 6 milk dispensers, 15 sale yards, 5 egg incubators, 15 slaughter slabs, 10 milk coolers and 1 milk processor.

1.9.8 Ranching

The county does not have any ranches.

1.9.9 Apiculture (Bee Keeping)

The county has a high potential for beekeeping. There are about 53,000 indigenous log hives, 1,000 KTBHs and 950 langstroth hives. The average yield is 20kg, 10kg and 5 kg of raw honey per year per hive for langstroth, KTB and indigenous respectively.

1.10 Oil and Other Mineral Resources

1.10.1 Mineral and Oil potential

There are several mineral deposits found within the county. Notably are fluoride deposits in Kimwarer whose availability is termed huge. Tullow Oil Company has conducted several surveys and feasibility tests in Kerio Valley for oil prospecting. Scanty gold deposits are available along river Arror and Embobut. Kerio Valley Development Authority has been mining Marble stones in Arror area for their own local construction requirements. The full potential of mineral resources will require further exploration.

1.10.2 Ongoing Mining and Extraction Activities

The county's southern region has great quarrying potential for beautiful building stones, in areas of Kipsaos, Kamwosor and Kimwarer. Sand harvesting is carried out along river Kerio and a major source of county revenue. Large deposits of Murram are found in the areas of Sergoit, Kimnai and their adjacent areas, while stone crushing quarries are being constructed in Rokocho to serve the upcoming construction industry within the county. Oil drilling is currently ongoing, and already one borehole has been drilled in Chepsigot. More pilot drilling has been planned to commence later in the year. Mining of fluoride in Kimwarer by Flourspar Company has stalled because of inadequate market targets locally and internationally.

1.11 Tourism and Wildlife

1.11.1 Main Tourist Attractions and Activities

The main tourist attraction in the County is Rimoi game reserve which is richly endowed with diverse flora and fauna. For wildlife, the elephant provides a unique characteristic: the largest herd of elephants found in one location in Central and East Africa. Other wildlife found in the game reserve are giraffes, waterbucks, antelopes, warthogs, crocodiles, snakes and the pangolin which is a highly endangered species. Also, a variety of bird species is found in the reserve and nearby forests.

The national game reserve has also been opened for tourists after the construction of the main gate, erection of watch tower, opening up of roads, development of a camping site and the provision of energy and water utilities.

Other niches include: sports tourism (high altitude training area), Kamariny stadium (heritage and history), Irrigation furrows (UNESCO cites), natural caves (Kiplachoch), hot springs (Kureswo), cultural heritage (Tot), international migratory routes (Tugumoi), community conservancies (Koisungur), Gorges (Cheploch gorge), extreme sporting and adventure activities (paragliding, roller skating, cycling and Ziplining), viewpoints and cultural museums.

1.11.2 Classified /Major Hotels

Two hotels in the county have a three-star standard. These are classified as lodges by Tourism Regulatory

Authority (TRA), i.e. Kerio view hotel and Samich hotel. In addition, there are other unclassified hotel facilities namely-: Lelin Campsite, AIC Cheptebo Rural Development and Training Centre, Sego Hotel, Keellu Hotel, Elgon Valley Hotel, Kilima Resort among others. The total bed capacity currently stands at about 300 which are still insufficient to meet the demand at peak seasons. The county has done a feasibility study for the construction of an ecolodge in Rimoi Game Reserve to provide hotel and conferencing facilities and to serve as a model for other upcoming facilities to meet sustainable tourism global criteria acceptable for ecologies.

1.11.3 Main wildlife

The County has a variety of wildlife animals, but the main ones include elephants, birds, pangolin, giraffes, water bucks, antelopes and warthogs.

1.11.4 Wildlife Conservation Areas

There are three major conservation areas in the county, namely game reserves, conservancies and natural forests. They include Rimoi national game reserve, Koisungur conservancy and indigenous forests spread across the county.

1.11.5 Total Number of Tourists

About 23,650 tourists visit various tourist sites in the County annually with Rimoi having 3,150 and other areas attracting 20,500 persons.

1.12 Industry and Trade

1.12.1 Markets

There are four major markets in the county namely Iten, Kapsowar, Kapcherop and Kamwosor. However, there are various small markets dealing in fresh farm produce and livestock spanning the county.

1.12.2 Industrial Parks

There are no industrial parks in the County. However, Jua Kali shed is operational in Iten town although its output is not at optimum level.

1.12.3 Major Industries

There are no major industries in the County, but cottage industries are coming up. They include timber lumbering, coffee, groundnut, green grams, mango, milk and honey value addition cottage enterprises.

1.12.4 Types and Number of Businesses

The county has about 1,073 business entities spread across different sectors.

1.12.5 Micro, Small and Medium Enterprise (MSME)

There are a few MSMEs dealing mainly in agro-inputs and retail businesses.

1.13 The Blue Economy

1.13.1 Main Fishing Activities

Fish farming is being promoted in the county as a commercial enterprise. Out of 179 fish ponds constructed through the county and national government initiatives, 154 ponds are operational covering 46,200 square metres. Annual estimated yield realized is 5.6 tons valued at Kshs 3.7 million. The main fish types reared are tilapia, mudfish and trout.

1.14 Forestry, Agro Forestry and Value Addition

1.14.1 Main Forest types and Sizes

Natural and plantation are the main forest types in the County occupying a total area of 93,691.28Ha as summarized in Table 9.

Table 9: Gazetted Forests Coverage

Forest Station	Plantation Area(Ha)	Natural Forest Area (Ha)	Total Forest Area (Ha)
Elgeyo	2504.6	3906.2	6410.56
Kesup	643.3	1703.92	2347.22
Sabor	3384.7	662.3	4047.0
Penon	1647.2	1572.8	3220.0
Kaptagat	1799.7	3863.86	5663.56
Kipkabus	1714.0	4789.6	6503.6
Cheptongei	18.0	23335.5	23352.5
Cherangany	442.7	19920.2	20362.9
Chesoi (Embobut forest)	106.0	21676.7	21782.7
Total	**12611.5**	**78185.08**	**93691.28**

(Source: County Department of Lands, Water, Environment and Climate Change Management and KFS Reports)

The gazetted forest areas particularly Embobut, Kipkabus and Chebara are occupied by squatters and have not been degazetted for settlement. Various environmental challenges which form the main drivers of forest degradation in the county include overgrazing, deforestation, illegal logging, forest encroachment, forest fires, charcoal burning along the escarpment and Kerio valley. This has led to the destruction of water catchment areas hence leading to reduced water flow and escalating resource-based conflicts among the downstream communities.

1.14.2 Main Forest products

The main products from forests in the county include timber, tree-nursery soils, honey, firewood, building materials, herbal medicine, pottery clay, grass, pine gum. The beneficiaries of these forest products are not only the locals who live along the forests but also multi-national companies who depend on forest produce for the manufacture of various wood products including paper, furniture, boards, mattresses, matchsticks among others. The farmers who practice agro-forestry, although not fully developed in the county, sell timber to companies for further processing into power poles and fencing materials. Apart from the direct products harvested from the forests, livelihoods are also supported through the water catchment areas rehabilitation, environmental conservation and other income generating activities undertaken by the county government since its inception in 2013.

1.14.3 Agroforestry

Agroforestry has been practised across the four sub-counties particularly in the highlands. Although agroforestry is practised in Kerio Valley, it is done on small scale levels due to drought and termite challenge, particularly during dry seasons. The only successful tree species in such climatic conditions is Gmelina arborea and Mangoes. Planting configuration adopted by farmers include boundary planting, woodlot establishment, roadside planting, and plantation establishment.

1.14.4 Value Chain Development of Forestry Products

In the county, farmers practice farm forestry so as to increase the percentage of forest cover on their land and also for commercial purposes. The types of trees planted include Eucalyptus, Gravellia, Nandi Flame, Mexican green ash, Pinus, Hekea saligna, d. caffra, acrocarpus fraxinfolia, cupressus lustanica and cypress. Eucalyptus is used as a source of energy by the tea factories and as a source of electric poles while a cypress has varied usage which includes construction, furniture making among others. The indigenous species are dombeya geotzenii, olea africana, sizygium spp, croton spp, and markhamia lutea and prunus africana. Other uses of tree products include medicinal herbs, handcraft, construction of traditional homes and furniture.

1.15 Financial services

1.15.1 Financial Institutions

Financial services are provided by commercial banks, i.e. Kenya Commercial Bank (KCB), Equity Bank Ltd, Agricultural Finance Corporation (AFC) and Trans National bank. Microfinance institutions include KWFT, Faulu Kenya. Imara and Juhudi Kilimo. There are two major SACCOs in the county regulated by SASRA, i.e. Smartlife SACCO in Marakwet and Primetime SACCO in Keiyo. Other SACCOs not regulated include Metkei Rural, Sochem, Chepkorio, Koilem Women, Mutei Women, Iten Women, Elgeyo Marakwet Youth Bunge, Testai Women, Ong'etie Kapsowar and Kiptany Rural.

1.15.2 Financial services Distribution

Formal financial services are concentrated in major town and trading centres, i.e. Iten, Kapsowar, Kapcherop and Chepkorio. Mobile financial services are available across the whole County which facilitates business transactions in rural areas.

1.16 Environment and Climate Change

1.16.1 Major degraded areas/Hotspots and Causes

High population growth has exerted pressure on land and eventually led to encroachment into the forest, riparian reserve and fragile ecosystem. Farmers, in search of fertile land, have encroached into wetlands and practised farming in riparian reserves. This is as a result of water shortage and arable land is scarce. This has resulted in serious environmental degradation. The major degraded areas include water catchment areas such as Embobut, Embo mon, Arror, Moiben, Chepkaitit, Embolot, Enou, Emsoo, Kessup, Torok, Sabor and Kimarer and wetlands which include Kaptalamwa in Lelan Ward, Kararia in Kapyego Ward, chesawa and Katepseron in Embobut-Embolot Ward.

Deforestation, overgrazing and charcoal burning has led to soil erosion, landslides, mudslides and rock fall. Areas that have been most affected by these calamities include; Kaben in Endo Ward, Mukeno, Tipcheri, Kamoi in Embobut Ward; Kamagirich in Sambirir Ward; Kawatia, Koiwa, Rokor, Korongoi and Kipsero in Sengwer Ward; Lochin in Cherangany-Chebororwa; Siroch, Kapchepkoima and Kolol in Tambach Ward; Kaptere, Chekobei, Kaptarkok and Toroplongon in Soy North Ward; Kocholwa, Kabawa and Simit in Soy South Ward.

1.16.2 Environmental Threats

Deforestation mainly affects Cherangany and Kaptagat ecosystems among other forests. This is caused by commercial and illegal logging and forest encroachment.

Also, overgrazing has led to the destruction of natural vegetation, which has further contributed to soil erosion especially in the rainy season. In the rainy season, floods are common, mostly occurring during between April to August affecting the escarpment and the low Lands of Kerio Valley. During the rainy season also, landslides are experienced along the escarpment causing property damages and loss of lives. Drought is commonly experienced along the Kerio Valley in the dry months of January to March. Forest/bushfires occur in these dry months. These fires are caused by Arsonists and farmers during bush clearance and incidental fires.

1.16.3 High Spatial and Temporal Variability of Rainfall

Between the period (1980 - 2005), average long rainy season temperatures showed an increasing trend while temperatures during the short rainy season remained relatively constant. Between the period (1980 - 2015), rainfall in the county showed an increasing trend by almost 50 mm especially the long rainy season. Despite this, temporal and spatial variability also increased.

Looking ahead to 2021 – 2065, climate projections based on two Representative Concentration Pathways (RCPs10) model indicate that there is a possibility of a significant increase in the drought stress. There is also the expectation of a reduction in the number of rainy days during the long rains season. The RCP 8.5 model also gives climate projection that indicates the likelihood of further decreases in rainfall. In both cases, the trends point to increasing climate risks for livelihoods in the county.

1.16.4 Change in Water Levels or Glacier

Over the recent years, rainfall patterns have continuously declined globally, and Elgeyo Marakwet has also witnessed a general reduction in water levels in all the county rivers and water storage bodies. Lake Kapnarok in the Kerio Valley has silted, and the lake waters have significantly reduced. All rivers in the county have had reduced flows over the years, especially during the dry season of January to March. It has also emerged that during these dry periods, horticultural farmers use large quantities of water from these water sources to irrigate their agricultural produce and further reducing normal flows.

1.16.5 Solid Waste Management Facilities

The county collects an average of 30 tonnes of solid waste per day in major urban centres. This represents 30 percent of the waste that is generated. Waste that is generated in the County is not segregated at the source, neither is it recycled. Household waste generated at the household level is managed at the household level through refuse pits. Both at the household level and the dumping sites the waste disposal system adopted is crude dumping and burning. The county does not have a gazetted dumping site. Hazardous medical waste from health facilities is disposed off in the institutions by use of incinerators.

1.17 Water and Sanitation

1.17.1 Water Resources

The county water resources are classified as surface water (rivers, streams, dams and pans), groundwater, sub-surface and surface runoff. The County has three major geological areas of volcanic rocks, Pre-Cambrian (both metamorphic basement rock and intrusive rock) and with varying availability of Sedimentary rock, which influences the water retention and permeability.

The average groundwater potential varies significantly in the highlands, escarpment and the low lands. Whereas the lower areas of Kerio Valley have boreholes with average yields of between 5m^3/hour to 20m^3/hour and depths of 50-120 meters, the escarpment has even lower yields of water of between 1m^3/hour to 7m^3/hour with average depths of 110-200 meters and the highlands have the highest yields of up to 22m^3/hour with average depths of between 80-220 meters, according to records derived from existing boreholes.

The County is a source of two major water basins namely; Lake Turkana and Lake Victoria. There are no permanent gauging stations on the rivers though temporary ones do exist at designated sites, installed and maintained by the Water Resources Authority (WRA).

1.17.2 Water Supply Schemes

The county has four gazetted water supply systems namely: Kaptarakwa, Kapkoi, Chepkorio, and Chepsigot. Others are community managed and include Ainabyat in Kamwosor, Talal in Kabiemit, Emsoo in Emsoo ward, Mukurugoin in Kapchemutwa, Koiman-Tuiyobei in Cherangany/Chebororwa, Tirich in Embobut among others.

1.17.3 Water Sources and Access

The main water sources within the county are rivers, shallow wells, piped water system from constructed water supplies, roof catchment, pans, dams, protected catchment areas and boreholes. The average walking distance to the nearest water points vary considerably across the county but the average is 2.5 kilometres.

1.17.4 Water Management Mechanisms

The County has two water services providers; Iten-Tambach water and Sanitation Company (ITWASCO) currently serving Iten and Tambach areas and Cherangany-Marakwet Water and Sanitation Company (CHEMAWASCO) which serves Kapsowar and

Kapcherop Towns. Their mandate is to to undertake water provision to consumers commercially. For the rural population, water supply systems are run and operated by Water Users through Project Management Committees (PMCs). PMCs are mandated to levy charges for the operation and maintenance of the supply systems. Water Resource User's Associations ensure control of water abstractions and catchment conservation.

1.17.5 Sanitation

Current latrine coverage in the County stands at 87.4% as compared to the national average of 91.1% (KIHBS, 2016). Various wards within the county have different latrine coverage with the lowest ward being Arror, having 42% and Endo having 43%. The wards with the highest coverage are Chepkorio being 92% and Kapsowar being 90%, (Sanitation Reports, 2017). Hand washing, on the other hand, is practiced by 9.9% of the population (KIHBS, 2016). There are no sewerage systems in the county, but septic tanks are commonly used for disposal of liquid wastes in town centres and institutions and comprise 0.8% as compared to the national average of 4.6% (KIHBS, 2016).

1.18 Health Access and Nutrition

1.18.1 Health Access

Health Facilities

Iten County Referral Hospital is the main referral facility for the county. There are also six sub-county hospitals, one mission hospital, 28 health centres, 92 dispensaries and 22 private clinics in the County. The average distance to a health facility is 3.7 Km as compared to the national average which stands at 5 Km and can be attributed to the construction of new facilities. The County has a wide range of health facilities distributed all over the county and provided by the Government, Faith-based Organizations (FBOs), Non-Governmental Organizations (NGOs) and private institutions as shown in Table 10.

Table 10: Health facilities

Facility Type	GOK	FBOs	Private	Totals
Hospitals	7	2	0	9
Health Centres	22	5	1	28
Dispensaries	89	3	0	92
Clinics	0	0	22	22
Chemists	0	0	24	24
Community Units (Gazetted)	85	0	0	85

(Source: County Health and Sanitation Department 2018)

Health Personnel Distribution

The doctor to patient ratio in the county currently stands at 1:8000 as compared to 2013 which was 1:15,548 whereas that of the nurse to patient ratio stands at 1:1000 as compared to 1: 2,241 in 2013. This marks a significant improvement attributed to the recruitment of additional health personnel during this period. The public health workforce comprises mainly nurses, clinical officers and public health officers as summarized in table 11.

Comparatively, amongst all the Sub-counties, Keiyo has the highest concentration of most of the health staff cadres because of Iten County Referral Hospital (ICRH) status.

1.18.2 Morbidity

The top five reported diseases according to Demographic Health Information System, (DHIS, 2017) report were; diseases of the respiratory system, diseases of the skin, diarrhoea, pneumonia and malaria. These diseases contributed to more than 77% of the disease burden recorded in the outpatient health facilities in the county. The percentages of diseases are as shown in table 12.

1.18.3 Nutritional Status

According to the Demographic Health Survey 2014, Elgeyo Marakwet County's stunting rate is at 29.9% which is higher than the national rate of 26% (KDHS 2014). The stunting rates in the hanging and the lower valley are highest at 40% according to the Enhancing Nutrition Services to Improve Maternal and Child Health (ENRICH) baseline assessment report, 2016. This is attributed to poor maternal nutrition during pregnancy and at postpartum, mothers not practising exclusive breastfeeding and early introduction of complementary feeds at 2-3 months of a baby. The rate of Exclusive Breastfeeding in Elgeyo Marakwet County is also low at 35% compared to the national rate of 60% (ENRICH Baseline Report 2016). Wasting stands at 4.3% and children who are underweight at 12.6% (KDHS, 2014).

Table 11: Health Personnel

Cadre	Keiyo North	Keiyo South	Marakwet East	Marakwet West	TOTAL
Clinical Officers	40	25	17	17	**99**
Dental Officers	2	0	0	0	**2**
Dentists	3	0	0	0	**3**
Medical Officers	21	6	4	6	**37**
Laboratory Officers	25	6	7	10	**48**
Mortuary Attendants	1	0	0	0	**1**
Nurses	160	91	48	88	**387**
Occupational Therapy	3	0	0	2	**5**
Community Oral Health Officers	2	0	0	0	**2**
Pharmacists	5	2	0	2	**9**
Pharmaceutical Technologists	8	7	4	3	**22**
Physiotherapists	4	0	0	2	**6**
Plaster Technicians	5	0	0	2	**7**
Radiographers	4	0	0	1	**5**
Executive Administration	5	0	0	2	**7**
Clerical Officers	5	1	1	5	**12**
Drivers	8	6	2	5	**21**
Medical Engineers	4	6	1	1	**12**
Health Administrators	0	3	0	1	**4**
Supply Chain Officers	3	0	0	1	**4**
Health Records	11	6	4	4	**25**
Secretaries	4	0	1	1	**6**
Support Staff	23	1	4	7	**35**
Nutrition Officers	6	6	2	4	**18**
Public Health Officers	45	29	21	25	**120**
Social Workers	5	0	4	1	**10**
TOTALS	**402**	**195**	**120**	**190**	**907**

(Source: County Department of Health and Sanitation, 2018 Reports)

Table 12: Diseases

New Cases	% Contribution
1. Upper respiratory tract infections	36.2
2. Skin diseases	12.7
3. Diarrhoea	8.5
4. Other diseases of the respiratory system	7.5
5. Pneumonia	5.3
6. Typhoid fever	3.8
7. Confirmed Malaria	2.4
8. Road traffic injuries	2.7
9. Ear infection conditions	1.6
10. Eye infections	0.4
11. Arthritis, joint pains etc.	0.1

(Source: County Department of Health and Sanitation ,2018 Reports)

1.18.4 Immunization Coverage

Currently, the immunization coverage for children under one year stands at 66.3% which is lower than the recommended World Health Organization (WHO) standard which is above 80%.

1.18.5 Maternal Health Care

Deliveries by skilled attendants stand at 41.8 percent while mothers completing 4+ Antenatal Care (ANC) visits were 17.3 percent which is below the national estimates of 60 percent for skilled delivery and 40 percent for ANC visits.

1.18.6 Family planning services/Contraceptive prevalence Access

Contraceptive prevalence among women in the reproductive age group in the County stands at 48% percent. In Kenya, Elgeyo Marakwet County leads in use of traditional family planning methods (Kenya Demographic and Health Survey, KDHS 2014).

1.18.7 HIV and AIDS Prevalence

The county is rated among the 29 medium HIV incidence counties and contributes 15% of all the HIV infections in Kenya (National Aids Control Council, NACC, 2012). With an HIV prevalence of 2.5 %, the county is rated 22nd out of the 47 counties in Kenya (KASF, 2014). The Number of Adults living with HIV in the county is 5,200, and the Number of Children Living with HIV is 765 (EMCASP, 2017). Women receiving an HIV test and receiving test results in the last 12 months is at 51.3% while Men receiving an HIV test and receiving test results in the last 12 months is at 34.4%. Knowledge of HIV/AIDS for men is at 80.5% and 64.8% for women (KDHS, 2014).

1.19 Education, Skills, Literacy and Infrastructure

1.19.1 Pre- School Education (Early Childhood Development Education)

There are 615 pre-primary centres in the county, 470 public and 145 private cantres. Enrollment in public pre-primary centres was at 34,120 learners of which 15,517 are boys representing 45.4% while girls are 16,603 representing 54.6% in 2017. Gross Enrolment Rate (GER) increased marginally from 70.4% in 2013 to 74.6% in 2017 though slightly below the national average of 76%. This increase in GER is attributable to employment of more Pre- School Education teachers and improvement of infrastructure by the county government. However, this rate is still below the national average due to lack of robust nutritional support in some regions and child-conducive learning infrastructure. In 2017, transition rate from pre-primary to grade one was at 80%. The pupil-teacher ratio (PTR) stood at 44:1 compared to the national average of 29:1 while pupil classroom-ratio (PCR) was 94:1 in 2017, compared to the recommended 25:1. The transition rate from pre-primary to grade 1 was 80% in 2017 though the target was 100%. This situation reveals significant gap in access, retention and transition rates in pre-primary education.

Primary Education

The county has 459 primary schools; 405 are public while 54 are private. The current enrollment in primary school is 116,464 pupils with the population of boys being 58,607 while that of girls is 57,857. The pupil-teacher ratio stands at 31:1. The transition rate to secondary schools is 76 percent while the retention rate is 90 percent.

1.19.2 Non-Formal Education

Currently, there is no non-formal education within the county. But there is enormous need to adopt them so as to cater for children with disabilities and young mothers who miss out of school in early ages.

1.19.3 Secondary Education

There are 114 secondary schools in the county with a total enrollment of 34,306 students of which 16,067 are boys, and 18,234 are girls with student-teacher ratio of 30:1.

1.19.4 Tertiary Education

The county has one Teacher Training College (TTC) in Tambach, two medical training colleges in Iten County Referral Hospital (ICRH), and one African inland church (AIC) Kapsowar mission hospital. There is no university in the county although there are proposals to establish one at Tambach TTC and Endo.

1.19.5 Adult and Continuing Education

There are 70 adult education centres in the county with an enrollment of 5,437. Of this, 1,799 are male, and 3,638 female. The student-teacher ratio stands at 72:1.

1.19.6 Technical, Vocational Education and Training, TVET

The youth still face significant challenges in terms of access to employment opportunities mainly due to lack of requisite skills set relevant to the job market. Skill development for the youth has been identified as one of the intervention by the county government to address the above challenges. This intervention involves training in TVET institutions.

Formal TVET programme in the county is institution-based and are offered both at public Vocational Training

Centres (VTCs) and Technical Training Institutes (TTIs). Informal skill development, mainly on-job training (apprenticeship) also takes place in the informal Jua-kali sector (Small and Medium Enterprises).

Currently, there are eleven operational VTCs with a total enrolment of 1,422 students compared to 925 total students enrolled in 2013 representing 34.9% increase in overall enrolment. Of the current enrolment, 830 (58.4%) are male, and 592 (41.6%) are female. This increase in enrolment is mainly attributable to the introduction of VTCs rebranding strategies and capitation grant. The trainee instructor ratio for the VTCs in the county stands at 24:1. However, the GER of 12.7% in TVET within the county is still below the national MTP II projection of 20 percent.

Four technical training institutes (TTIs) are currently under construction in each of the four sub-counties of Keiyo South, Keiyo North, Marakwet East and Marakwet West. The TTIs are yet to register enrollment of students. The VTCs offers training on a range of occupational trades including building technology, electrical/electronics, carpentry and joinery, food processing technology, clothing technology, hairdressing and beauty therapy, agri-business, plumbing and pipe fitting technology, motor vehicle technology and metal processing technology. The TVET sub-sector still experience challenges in terms of job placement of TVET graduates, low enrolment rates in VTCs and inadequate infrastructure.

1.20 Sports, Culture and Creative Arts

1.20.1 Museums, Heritage and Cultural sites

There are three major museums namely; Biretwo, Sambirir and Tambach. Sambirir Cultural Museum is under Construction whileBiretwo and Tambach Museums are to be operationalized. Arror Irrigation Furrows and Kamariny stadium are major heritage sites to be listed. In addition, there are numerous cultural sites and shrines across the county.

1.20.2 Sports Talent Development

The County is renown worldwide for athletics talent prowess with World Record Holders in the marathon, World Championships, Olympics, Diamond League among others. Because of the ideal training conditions for athletics developments, 70% of medalists in Kenya have a connection with Elgeyo Marakwet.

There are elaborate annual talent development programs, apart from the normal school co-curriculum calendar. These programs include; Athletics Kenya (AK) track and field championships, Meets, annual third Premier AK cross-country series, Annual 10KM road race, Iten Marathon and annual tournaments in soccer and volleyball. There are no teams representing the county in the National Leagues. The County has potential in chess, martial arts, soccer, volleyball, handball, basketball, rugby and hockey. Another category of special sports activities is extreme sports which includes and not limited to the following; paragliding, roller skating, cycling and motorsports. The unique terrain makes it possible to participate in such sports.

The County has no talent academy but has five training camps where athletes converge under the guided training program. Also, there are four training centres with residential facilities for local and international athletes and three athletics holiday camps that target talent development.

1.20.3 Sports Facilities

The County has one stadium which is currently under Construction. Also, there are 12 standard fields and 51 fields which are being upgraded to a standard level. This requires more investments.

In addition, there are two swimming pools, two gymnasiums and one paragliding launch pad in the county. Other facilities include basketball and lawn tennis courts, which are found in schools participating in the respective sports. The major athletics training programs (Fartlek, Long run and endurance training) are held in various forest training trails and the surrounding training routes with appropriate/ ideal terrains scattered across the county.

1.20.4 Libraries /Information Documentation Centres/ Citizen Service Centres

Currently, there is County Information and Documentation Centre (CIDC) within the County Planning office that is not fully equipped with modern and automated systems. The CIDP strives to provide for the establishment of a County Headquarters Complex with Information and Documentation Centre that will enhance wider access to information to the citizens.

The county in its aspirations for CIDP 2018-2022 is planning to fully digitalize government services and seek collaboration and partnership with other internet service providers to have free Wi-Fi coverage in Iten and Kapsowar urban centres.

1.20.5 Cultural heritage

Cultural heritage represents history and identity of people; bond to the past, present, and the future. It implies a shared bond and belonging to a community. In Elgeyo Marakwet County, Cultural heritage includes artefacts, traditional attire, historical monuments and traditional cultural practices. Natural environments are also considered part of cultural heritage since communities identify themselves with the natural landscape.

Moreover, the people also consider non-tangible elements such as traditions, oral history, performing arts, social practices, traditional craftsmanship, representations, rituals, indigenous knowledge, herbal treatment, preservation of herbal treatment knowledge and traditional weather forecasting. These are passed on from generation to generation as part of the culture.

1.21 Community Organizations/Non-State Actors

1.21.1 Cooperative Societies

The county has over 70 active cooperatives spanning different sectors. They include 45 Savings and Credit Cooperative Organization (SACCOs) classified as Rural SACCOs, Youth SACCOs, Matatu SACCOs, Urban SACCOs and Housing SACCOs. Similarly, there are 32 agro-based Cooperative Societies, i.e., Dairy Cooperatives, Coffee Marketing Cooperatives, Horticulture Cooperatives, Wool Marketing Cooperatives and Tea Marketing Cooperatives.

1.21.2 Public Benefits Organizations (PBOs)

Infrastructure Sector

PBOs in this sector include the National Chamber of Commerce and Industry (NCCI).

Social Protection and Empowerment sector

Organizations in this sector include Sports Federations and Associations, Empowering Lives International, World Vision Kenya, Child Welfare Society, CRECO and Elgeyo Marakwet Girls Foundation.

Health, Water and Sanitation

Health Rights International, Nutrition International, Water Services Trust Fund, NCCK, Water Services Regulatory Board and Kenya Red Cross are the organisations found in this sector.

Productive and Economic Sector

PBOs found here are CSOs Network, National Chamber of Commerce and Industry (NCCI) Rimoi community conservancy organisation, KENAFF, AIC Cheptebo, Community Forest Organizations (CFAs), Iten Integrated Organization, Marakwet Highlands Organization and EMCODAFF.

Public Administration and Governance

Organizations in the sector include; Human Rights Network, National Budget Network, Uraia, EMC County CSOs Network, Open Institute, Development Initiatives (DI), Center for innovation in Open Governance (CIOG), Open Government Partnership (OGP).

1.21.3 Development Partners

The county has partnered with various development partners to complement government initiatives in various Sectors: -

Infrastructure Sector

For infrastructure sector, development partners are Kenya National Highways Authority (KeNHA), Kenya Urban Roads Authority (KURA), Kenya Rural Roads Authority(KeRRA), Kenya roads board (KRB), Kenya forest service (KFS), Kenya Power & Lighting Company(KPLC), National youth service(NYS) and Kenya Electricity Transmission Company Limited (Ketraco).

Social Protection and Empowerment Sector

The partners in this sector include;Sports Kenya, Kenya Sports Academy, ADAK, World Vision, Child Fund, Kenya Commercial Bank, Anti-FGM Board, National Commission of Person Living with Disabilities, Child Welfare Society, Youth Enterprises Fund, UNDP, Women Enterprises Fund, Uwezo Fund, Technoserve and AFAS Van Doorn Foundation (Netherlands).

Health, Water and Sanitation Sector

Development partners in this sector include; World Vision (WV), Academic Model Providing Access to Healthcare (AMPATH), African Medical and Research Foundation (AMREF), Palladium Group, Health Rights International, Nutrition International, Stichting Nederlandse Vrijwilligers (SNV), World Bank Result Based Finance, Transforming Health Services-Universal Care (RBF, THS-UC project), Danish International Development Agency (DANIDA), Lake Victoria North Water Services Board, Rift Valley Water Services, Water Resources Management Authority, Kenya Urban Support Program, European Union, National Water and pipeline cooperation, National Environmental Management Authority (NEMA), Water Services Trust Fund, National Council of Churches of Kenya (NCCK), Water Services Regulatory Board, Tullow Oil and Kenya Red Cross.

Productive and Economic Sector

This sector has the following development partners; Kenya Dairy Board (KDB), Kenya Plant Health Inspectorate Service (KEPHIS), KALRO, Agriculture and Food Authority (AFA), National Irrigation Board (NIB), Egerton University, University of Eldoret, Kerio Valley Development Authority, Kenya Industrial Research Development Institute (KIRDI), Kenya Wildlife Services (KWS), Kenya Tourism Board (KTB), Tourism Fund (TF) Kenya Investment Authority (KenInvest), Kenya National Chamber of Commerce and Industry (KNCCI), Export Processing Zone (KPZ), Export Promotion Council (EPC), Tourism Regulatory Authority (TRA) among others. International Partners

are ICRISAT, Japan International Corporation Agency (JICA), United States Agency for International Development-Kenya Agricultural Value Chain Enterprises (USAID KAVES), TECHNOSERVE, CIP, Netherlands Development Organization (SNV), International Livestock Research Institute (ILRI), ICIPE, World Vision (WV), Heifer International, Red Cross, Tullow Oil, Kenya Cooperative Creameries (KCC) and Kenya Seed Company.

Public Administration and Governance

In this sector, development partners are; GIZ Kenya, Kenya School of Government(KSG), National Industrial Training Authority (NITA), Child Fund, NACADA, NEMA, Communication Authority(CA), Public Service Commission(PSC), Salaries and Remuneration Commission(SRC) among other partners.

1.21.4 Youth Empowerment and Social Inclusion

Youth Empowerment and Social inclusion is meant to ensure that issues that directly affect Youths, Women and PWDs are adequately addressed by policies and legal frameworks, programs and projects. The focus will be on Implementation of Affirmative Action Policy on Youth, Women and PWDs, the establishment of Gender Working groups in all departments and wards, establishing social empowerment and protection programs to address gender needs, and Youth and PWDs issues.

Youth

The Youth are experiencing high unemployment rates. Further, there is a mismatch between youth skills training and industry requirements. This is made worse by the fact that youths have low access to credit/capital hence they may not be able to invest. Another challenge facing the youth is vulnerability to HIV/AIDS and high prevalence of drugs and substance abuse.

Women

The women, who constitute 44.98% of the County labour force, have challenges that have affected their ability to adequately participate in development. These are; low levels of implementation of gender-related policies and laws, fear in taking up loan, lack of collateral, marginalization on ownership of property and leadership. In addition, they are also exposed to harmful social cultural and religious factors, e.g. female genital mutilation which is at a prevalence rate of 30%, forced early marriages, low levels of awareness on gender needs and roles, and women empowerment. Other issues which affect the participation of women in productive ventures are high incidences of gender-based violence and discriminatory traditions, policies and laws which violate women's rights.

Vulnerable Groups (Elderly and Children)

The Elderly, Children and the orphans have inadequate information on human rights. These groups also lack knowledge of the different programs that are available for them. There is a need for proper co-ordination mechanisms and consolidation of the social protection programs, policy, legal and institutional framework.

There is an increase in the number of children in need of special protection that requires concerted efforts to address.

1.22 Security, Law and Order

This section provides information on the infrastructure related to administrative issues including the police stations in the county, prosecution offices, courts, corrective and probation services. It also outlines percentage of crimes and community policing activities in order to mainstream insecurity issues in the county.

1.22.1 Number of police stations and posts by Sub County

The number of police stations and posts is 21 while Administration Police lines are 27. From table 13, it can be seen that crime-prone areas, such as Endo, Sambirir and Arror have a higher number of police and administration police posts, as compared to other areas of the county. More security personnel are needed in crime-prone areas indeed.

Table 13: Distribution of security stations

Ward	Administration Police	Kenya Police	General Service Unit	Kenya Forest Service	Prison	Kenya Wildlife Service	National Youth Service
Metkei	1						
Kabiemit		1		1			
Soy South	1	1					1
Soy North	1						
Chepkorio	1	1					
Kaptarakwa	3			3			
Kamariny			1				
Tambach	1	1	1		1	1	
Kapchemutwa	2	1		3			
Emsoo	1	1					
Moiben / Kuserwo	2	1		2			
Cherangany/ chebororwa	1			1			
Lelan	3						
Sengwer	1	2	1				
Kapyego	1	1		3			
Sambirir	1	3		1			
Endo	2	4	1			1	
Embobut/ Embolot	2	1		1			
Arror	2	2					
Kapsowar	1	1		1			

(Source: County Commissioner's Office, Elgeyo Marakwet County, 2018)

1.22.2 Types, trends and crime prone areas

Thehighest crime rateis theft as observed in the table below. This is followed by commodity stock frauds, rape and brewing. The county government has since 2013 implemented a rehabilitation programme for women brewers to tamealcohol brewing and consequently improve economic livelihoods of residents.

Table 14: Crime rates

1.22.3 Types and number of courts

There are 2 courts in Elgeyo Marakwet County. These are;

- Senior resident Magistrate.
- Resident magistrate.

More courts are needed so that administration of cases is made easy.

Table 14: Crime rates

Crime name	County percentage	National percentage
Abortion	8.9	3.7
Bigamy	0	1.3
Brew	36.6	33.3
Burglary	4	27.5
Child	8.9	5
Corruption	1	3.2
Cyber	-	1
Damage	6.9	2.4
Defilement	15.8	17.3
Disorderly	15.8	10.1
Disturbance	3	4.7
Domestic	15.8	8.4
Forgery	2	6.4
Gambling	2	2.6
Grabbing	5.9	4.4
Harm	31.7	30.3
Hate	3	2.8
Hijacking	1	4.5
Homosexuality	0	1.2
Human	0	1.8
Immigrant	0	1.7
Indecent	0	1.1
Infanticide	0	1.1
Kidnapping	4	2.3
Logging	4	2.4
Manslaughter	2	2
Murder	27.7	26
Mutilation	4	8.5
Ordering	13	24
Poaching	5.9	3.1
Pollution	0	2.3
Possession	0	5
Prostitution	1	7.6
Rape	37.6	24.6
Robbery	15.8	23.3
Smuggling	4	9.8
Stealing	59.4	53.4
Stock fraud	41.6	21.7
Suicide	2	2
Terrorism	0	7.1
Traffic	4	1.7
Violence	10.9	18.6

(Source: National Crime research Centre January, 2018)

1.22.4 Correctional and probation services

There is one correctional facility at Tambach. The probation department offers probation services in the county.

1.22.5 Number of public prosecution offices

There is one public prosecution office at County Headquarters at Iten.

1.22.6 Number of prosecutions over the years

Prosecutions have been declining over time. The criminal cases were highest in 2014, and this declined to 692 in 2017. It is the aim of the county to reduce crime levels to lower levels and ensure socio-economic welfare of citizens. More details are provided in Table 15.

Table 15: Number of Prosecutions by Type of Cases

Year	Criminal cases	Traffic cases	Mobile court (Tot) cases	Total Cases
2013	1409	1132	-	2541
2014	1711	1510	-	3221
2015	1537	1200	45	2737
2016	1305	426	171	1902
2017	692	78	127	897
Grand total				**11298**

(Source: Office of Director of Public Prosecution, 2018)

1.22.7 Community policing activities

Community policing activities are being undertaken through the Office of the County Commissioner and supervised by Chiefs through Nyumba Kumi Initiatives. The National Police Reservists (NPR) have been deployed to enhance security along the conflict-prone areas. These community policing initiatives have improved cooperation between the members of the community and security agencies in combating crime.

1.22.8 Immigration facilities

Currently there are no immigration facilities in the County.

1.23 Social Protection

1.23.1 Number of Orphans and Vulnerable children (OVCs)

The County survey of the existing Orphans and Vulnerable Children (OVC) is yet to be done. However, 4,012 households are currently benefitting from the OVCs Cash Transfer programme, and are distributed as shown in Table 16. The number of beneficiaries has been estimated to be 50% of the target population in this category.

Table 16: Number of Households Benefitting from OVC-CT Programme

No	Sub County	No. of Households
1	Keiyo North	943
2	Keiyo South	859
3	Marakwet West	933
4	Marakwet East	1277

(Source: National Government Department of Children)

1.23.2 Cases of Street Children

There is an emerging threat of street Children in the County due to rapid urbanization. Support programs should be established so as to control this growth.

1.23.3 Child care Facilities and Institutions

There are four sub county Children offices and one Church-based Children Institution (CCI) at AIC Kapchesewes-Kapsowar.

1.23.4 Social Net Programmes

There are several programs being undertaken across the County. They include;

i. Medical cover for the Elderly.
ii. IGAs Program for Youths, Women and PWDS.
iii. Youth Skill Development Program.
iv. Cash -Transfers Programs for the Vulnerable.
v. Youth Enterprises Development Fund.
vi. Uwezo Fund.
vii. Women Enterprises Fund.
viii. Anti-FGM advocacy.
ix. Rehabilitation of Brewers.

Medical cover for the Elderly

In aspiration of attaining universal healthcare, 2,262 elderly persons of the 65 years and above have been enrolled into NHIF medical scheme.

IGAs Program for Youths, Women and PWDS

The County has initiated Income generating programs whereby 57 youth groups, 106 women groups and 58 PWD groups have beeb funded to enable them establish income generating projects.

Youth Skill Development Program

This is skill enhancement program targeting youths. 624 youths have been trained on various skills including driving and athletics in addition to sensitization on Access to Government Procurement Opportunities (AGPO), life skills and life style management, HIV/AIDS, Environmental conservation, Investment and financial management among other thematic areas.

Cash -Transfers Programs for the Vulnerable

1. **CT-OVC**

Cash Transfer -Orphans and Vulnerable Children- Cash transfers program targeting households with orphans and vulnerable children. Currently, 4,012 households are benefiting.

2. **CT-OP**

Older Persons Cash Transfer program is a Cash transfer program targeting underprivileged persons, from the age of 65 years and above. 4,710 elderly persons have been enrolled as at 2017.

3. **Disability Fund**

Disability Fund is meant for severely disabled persons. Currently, 522 severely disabled persons are benefiting.

Youth Enterprises Development Fund

The Youth Enterprises Development Fund was started in 2007 and it has been ongoing in the four sub counties since inception. A total of 642 groups have benefitted.

Uwezo Fund

Uwezo fund was administered at constituency level in all the four sub Counties. A total of 655 groups have already benefited.

Women Enterprises Fund (WEF)

The women enterprise fund has the main objective of empowering women through access to credit facility for business startup capital or expansion of existing business. Since its establishment in 2013, the fund has benefited women across the four sub-counties. WEF has dispersed loans to 585 groups since inception.

Anti-FGM (Female Genital Mutilation) advocacy

Campaign, advocacy and training on alternative rites of passage are being conducted at the county in conjunction with Ministry of Labor and Public Service, Anti-FGM Board, World Vision and other partners.

Rehabilitation of Brewers

Alternative income generating, and Behavior change program targeting brewers was rolled out by the county. 800 women had been trained as at 2017.

Improved living standards and wellbeing of citizens as a result of prudent project implementation and management.

2 LINKAGES WITH VISION 2030 AND OTHER PLANS

2.1 Overview

The chapter indicates the linkages of the CIDP with Vision 2030, Medium-Term Plan, the Constitution of Kenya (2010) and other sectoral plans within the county. It also enumerates the linkage of the plan with Sustainable Development Goals (SDGs) and gives the status of implementation of Sustainable Development Goals at the county.

2.2 CIDP Linkage with Vision 2030, The Big Four Agenda& MTP 3

The Kenya Vision 2030, the country's development blueprint covering the period 2008 to 2030, aims to transform Kenya into a newly industrializing, "middle-income country providing a high-quality life to all its citizens by the year 2030.The Vision is based on three "pillars": economic, social and political. The three pillars' visions are linked to the county sector visions and strategies as expounded below.

2.2.1 Infrastructure Sector

The infrastructure sector plays a significant role as a foundation for the socio-economic transformation envisioned by Kenya Vision 2030 through the three pillars.

The Vision 2030 aspires for a country firmly interconnected through a network of roads, railways, ports, airports, water and sanitation facilities and telecommunications. Infrastructure sector facilitates all other sectors and thus to ensure easy mobility of people, goods and services, investments in infrastructure will be given the highest priority. Development projects recommended under Vision 2030 and overall economic growth, will increase demand on Kenya's energy supply. Therefore, there is need to generate more energy and increase efficiency in energy consumption. The county will achieve this with the ongoing construction of Hydro-electric power generation at Arror and Kimwarer Dams.

Elgeyo Marakwet CIDP aspires the county to have a good road network coverage to ensure easy access to agricultural markets and convenient mobility of people, goods and services so as to open up the county for investments and optimally tap from the county's resource potential. Consequently, this CIDP envisages an increase in the proportion of all-weather road network by 20% to be achieved by working with national roads institutions including Kenya National Highway Authority (KeNHA), Kenya Roads Board (KRB), Kenya Urban Roads Authority (KURA), Kenya Rural Roads Authority (KeRRA), Kenya forest service (KFS), Kenya Wildlife Service (KWS), Mechanical Transport Fund (MTF) and other development partners. The plan also envisages rehabilitation of the two airstrips at Tot and Chepsirei to optimal operational.

Under energy development, the plan will focus on feasibility studies to determine potential and get data for renewable energy that include hydro, solar and wind energy.

2.2.2 Social Protection and Empowerment Sector

The aspirations of the Kenya's Vision 2030 in the social pillar are to improve quality of life by investing in education, training and promoting the social welfare. The 2018-2022 CIDP has elaborate programs for improving access to affordable quality education and training across all levels and development of sports infrastructure to support its abundant talent. Similarly, it has planned to empower special interest groups (Youth Women, PWDs and other vulnerable persons). The County has also prioritized the integration of information and communication technology in the implementation of its programs. These will be achieved through the following interventions.

Raising transition rates: The current transition rates in the county from pre-primary to grade one is 80% against the recommended national average of 90%. In the CIDP, the department intends to improve transition rates to 90% through the introduction of capitation grant in pre-primary, sensitization of parents/caregivers, school feeding program and employment of more pre-primary school teachers.

Raising the quality of education: One of the major challenges facing the pre-primary and Vocational Training Centers is the high teacher to learner ratio, which is currently one to forty-four (1:44) against the recommended one to twenty-five (1:25) for pre-primary. For vocational training centres the current ratio is one to twenty-four against the recommended one to fifteen (1:15). In addressing these high ratios, the county intends to employ more instructors and pre-primary school teachers to comply with the recommended standards. The county also plans to recruit quality assurance officers at the ward level to provide support to the teachers and ensure proper implementation of the

curriculum. The second approach will be constructing and equipping of pre-primary learning centres and provision of learning materials.

Meeting human resource needs: Through the provision of Technical and Vocational Education and Training (TVET), the county focuses on training that prepares the youth for gainful self-employment. In the CIDP of 2018 to 2022, the county will ensure that there is an investment in the TVET sector to improve Gross Enrolment Rate (GER) to 20% by 2022 to equip the youth with industry-driven skills sets. Further investment will be made in the development of business/ innovation incubation hubs to provide linkage with the industry and job market. The investment will be through the construction and equipping of workshops, capitation programme, and integration of information and communication technology (ICT) in vocational training.

Talent Development: To enhance talent development, the County will invest in the development of sports infrastructure; stadium, academy, standard fields and talent identification, nurturing (Talent Centres and Sports Holiday camps) and promotion events (Marathons, Meets, Championships, Leagues and team sponsorship).

Social Empowerment: The CIDP has included programs that are geared towards enhanced participation in productive socio-economic ventures by empowering youth, women and PWDs groups through establishing county affirmative action fund, income generating activities support, youth skill development, internship and mentorship programs thus providing equal opportunities to special interest groups.

Social protection: The programs are geared towards enhancing the social welfare of the vulnerable within the county through the provision of medical cover for elderly and the vulnerable, Orphans and Vulnerable Funds, gender mainstreaming, anti-FGM & GBV advocacy.

Information Communication Technology (ICT): The county programs will enhance efficiency and access to government services by automating major county operations and the establishment of communication and interactive platforms.

2.2.3 Health, Water and Sanitation Sector

Captured under the social pillar of Kenya Vision 2030, Flagship projects for Health include; rehabilitation of health facilities, development of equitable financing mechanism, Community Based Information Systems, rehabilitation of Rural Health Facilities to Offer Integrated and Comprehensive Healthcare, fast-tracking of implementation of the Community Strategy by training Community Health Workers (CHWs), channeling funds directly to health facilities, implementing Environment and Hygiene Policy and Strategy and implement Output Based Approach (OBA) in Reproductive Health.

The county intends to scale up community health high impact interventions. The priority focus areas will be achieved through the following strategies: Provision of level 1 MNCH high impact interventions services for all cohorts and socioeconomic groups; strengthening MNCH high impact interventions health facility-community linkages through effective decentralization and partnership for the implementation of level one MNCH high impact interventions services and accelerating initiatives targeting nutrition services, family planning, immunization, sanitation and safe motherhood.

Over the next five years, the county targets 100 percent Universal Health Coverage (UHC) for all households in line with the "Big Four Agenda". This will guarantee access to quality and affordable health care to all residents. To drive up NHIF uptake, the county will enlist 1000 community health volunteers to each recruit 20 households and assist in healthcare service provision at the grassroots. The county will further scale up the provision of specialized medical equipment in county hospitals and increase the number of health facilities at the community level including mobile health services through the Beyond Zero clinic and integrated outreaches in order to increase the number of Kenyans who access specialized healthcare.

Rehabilitation, conservation and protection of Cherangany hills and Kaptagat ecosystems in the plan period will contribute to the attainment of 10% forest cover. Climate change impacts will be mitigated.

2.2.4 Productive and Economic Sector

The Productive and Economic Sector provides strategic interventions geared towards attainment of the Economic Pillar of Vision 2030. It is also aligned to Vision 2030 and MTP3 objectives of enhancing food security, provision of requisite inputs for manufacturing and ensuring a healthier nation through improved nutrition. The flagship projects earmarked for implementation to fulfil the objectives of Vision 2030 include; Arror Multi-Purpose dam, Kimwarer Multi-Purpose dam and creation of livestock disease free zones. There is also the development of a county cable car system and championing the adoption of premium park initiatives to promote tourism.

2.2.5 Public Administration and Governance Sector

The social pillar of the vision seeks to build a just and cohesive society with social equity in a clean and secure environment.

The political pillar seeks to realize a democratic political system founded on issue-based politics that respect the

rule of law and protects the rights and freedoms of every individual in the Kenyan society.

Implementation of the CIDP intends to enhance cohesion and integration by eliminating ethnic discrimination and promoting harmonious relations between different ethnic communities as it aligns with the vision 2030. This will be enhanced by holding peacebuilding meetings in insecurity prone areas.

2.3 Cross-cutting Projects and Programmes

There are cross-cutting projects and programmes involving the County and neighbouring counties. These include Tot/Kolowa irrigation scheme in Endo Ward which stretches to Baringo County, livestock disease control and surveillance which serve NOREB Counties and Seed potato multiplication programme covering Elgeyo Marakwet, Nandi, Uasin Gishu and West Pokot counties. Rimoi game reserve and Lake Kamnarok game reserve is one ecosystem serving Elgeyo Marakwet and Baringo counties. They are jointly gazetted as Kerio Valley National Game Reserve.

In water, current projects which are implemented within the county and benefit all neighbouring counties include the following;

1. Chebara Dam water project for Eldoret town which is designed to provide water to Eldoret and its environs.
2. Murkoin water project which is a joint water project between Uasin Gishu county and Elgeyo Marakwet County.
3. Mosongo water project is a crossborder project between Elgeyo Marakwet County, Uasin Gishu County and Trans Zoia County.
4. Conservation of Kapterit River Catchment between Elgeyo Marakwet County and West Pokot County.

Since Kaptagat and Cherangany ecosystems are a source of water to both Lake Victoria and Lake Turkana Basins, conservation initiatives are done jointly by the counties forming these basins.

The North rift region is known for its prowess in athletics worldwide. The region, therefore, endeavors to leverage on this to address some of its perennial challenges such as insecurity incidences through championing for joint sports and other cultural events in enhancing peace and cohesion.

2.4 Linkage with Sectoral Plans, Urban and City Plans

The infrastructure sector facilitates other sectors in terms of accessibility and mobility of people, goods and services. Consequently, this plan is adequately linked to national roads 2000 strategy, county urban areas spatial plans including, Iten & Kapsowar as well as the strategic plans of other sectors at the county level. Also, it ensures synergy in accessibility with the neighbouring counties as envisaged in the NOREB policy.

The productive and economic sector plans are in line with existing policy documents. The main guiding policy document is the Agriculture Sector Development Strategy whose strategic thrust of increasing productivity, commercialization and competitiveness of agricultural commodities will enable the sector to export more outputs, earn the country foreign exchange and create employment. The Sector aspires to achieve the Comprehensive Africa Agriculture Development Program (CAADP) and Malabo Declaration by promoting sustainable development of agricultural land, promotion of public-private investment in rural infrastructure (transport, storage, processing and market facilities) and promoting delivery and adoption of climate-smart technologies.

The national education sector plan provides for expanding basic education and training opportunity for all as set out in The Kenya Constitution 2010 Bill of Rights. To align the county education sub-sector programmes to this national plan, strategies such as targeted bursaries, grants and scholarships will be prioritized with focus on achieving 20% TVET participation and 90% Gross Enrolment Rate (GER) in pre-primary education national targets.

The National Sector Plan for Gender, Youth and Vulnerable groups provides for equity in access, control and participation in resource distribution for the improved livelihood of women, youth and vulnerable groups. The Sub Sector program aspires to attain the objectives through socio-economic empowerment, social protection, and talent development programs. Additionally, the National ICT Master Plan 'aims to ensure the provision of e-Government information and services which are key to improving productivity, efficiency, effectiveness and governance in all key sectors of the economy. To achieve this, CIDP plans for automation of County operations and services and the establishment of digital platforms for effective communication.

In thriving to meet the national agenda of "Big Four", the sector will promote socio-economic empowerment of vulnerable groups through targeted IGA support in agricultural activities, promotion of ST&I in agribusiness skills transfer in VTCs, Repositioning VTC programs to equip youth with industry demand-driven skills set. Establish business/technology incubation hub and enrolling elderly and vulnerable to medical cover to attain the universal health care.

Urban Areas and Cities Act N0 13 of 2011 provides a platform where the citizens, civic society and

government agencies effectively participate in urban planning. Programs such as Civic Society Urban Development Program (CSUDP) are envisaged to enable citizens to understand how their urban areas and towns will be classified, governed, and managed; and what role the ordinary citizen will play in this newly anticipated future. It is also to operationalize Article 184 of the Constitution; to provide for the classification, governance and management of urban areas and cities.

2.5 Integration of the Sustainable Development Goals (SDGs)

Relevant Sustainable Development Goals (SDGs) are integrated into the CIDP through various strategies. Improved agricultural productivity will enhance wealth creation thereby increasing farmer earnings, thus reducing poverty level which is SDG 1. Additionally, this intervention will target attainment of SDGs 2, 8 and 15. Gender empowerment through targeted agricultural interventions will help to attain SDG 10. Promotion of climate-smart agricultural interventions will contribute to the attainment of SDGs 13, 14 and 15. Relevant SDGs will be integrated into all County policies and plans. Preparation of routine County reports will include the status of implementation of the SDGs targets. Table 17 shows a summary of integration of the sustainable development goals.

Table 17: Summary of Integration of the Sustainable Development Goals (SDGs)

SDG	Goal	Aligned Programs Interventions
1	End poverty in all its forms everywhere	• Enhanced agricultural productivity to increase household incomes thus enhancing purchasing power of these households. • Socio-Economic Empowerment for Youths, Women and PWDs. And Internship and Apprenticeship program.
2	End hunger, achieve food security and improved nutrition and promote sustainable agriculture	• Increase area under agricultural production through mechanization and irrigation • Reduce prevalence of underweight and stunting among children aged less than 5 years • Increase uptake of micronutrients among children aged 6-59 months
3	Ensure healthy lives and promote well-being for all at all ages	• Promote the cultivation of high nutritional value crops • Elderly and Vulnerable NHIF Medical Cover • Scale up elimination of Mother to Child Transmission of HIV/AIDS (eMTCT) services • All HIV positive clients are enrolled into the Anti-Retroviral Therapy (ART) programme • All individuals know their HIV status through HIV Counseling and Testing (HTC) services • Expectant mothers are kept healthy and receive assisted skilled delivery • Increase Family Planning uptake among women of reproductive age (WRA) • Increase access to health services through community strategy • Detection and accurate diagnosis of TB cases • All TB patients on treatment successfully complete treatment regimen • Screening for Non-communicable diseases • Promote neonatal and child survival • Construction, equipping and operationalization of Rehabilitation Centre at Iten
4	Ensure inclusive and equitable quality education and promote lifelong learning opportunities for all	• Sports Talent Academy program and Youth Technical Skills program and Enhanced ICT Services • Pre-primary education for all children
5	Achieve gender equality and empower all women and girls	• Gender mainstreaming, Socio-Economic empowerment program, Psycho Socio/behavior change programs, Anti-FGM and GBV programs

SDG	Goal	Aligned Programs Interventions
6	Ensure availability and sustainable management of water and sanitation for all	• Strengthen Water Sanitation Providers (WSP) • Establishment of Sewerage systems • Spring protection
7	Ensure access to affordable reliable, sustainable and modern energy for all while increasing the share of renewable energy in the global energy mix	• CIDP aspires to increase the proportion of population with access to electricity to 80 percent at the same time embark on sensitization to create awareness on alternative and renewable energy sources. This will ensure that more sources of energy are tapped hence the opening up the county for investors
8	Promote sustained, inclusive and sustainable economic growth, full and productive employment and decent work for all	• Socio-Economic Empowerment programs, County OVC Fund, sports talent academy and Internship and Apprenticeship programs
9	Development of quality, reliable, sustainable and resilient infrastructure, to support economic development and human well-being, with a focus on affordable and equitable access for all.	• Roads Improvement. The 2018-2022 CIDP strives to increase the proportion of all-weather road network by 20 percent
11	Make cities and human settlements inclusive, safe, resilient and sustainable	• County spatial plan development • Fast tracking land adjudication • Establishment of solid waste management systems in urban centres • Develop a disaster management legal and coordination framework and establishment of disaster management unit
12	Ensure sustainable consumption and production patterns	• Promoting climate smart production and disposal practices • Operationalization of e-procurement system
15	Protect, restore and promote sustainable use of terrestrial ecosystems, sustainably manage forests, combat desertification and halt and reverse land degradation and halt biodiversity loss	• Supporting the development of conservancies around protected areas as alternative land use practice. • Promotion of agroforestry • Development of greening as a means of increasing tree cover and other climate smart production strategies • Protection and rehabilitation of wetlands • Tree planting • Rehabilitation of degraded sites
16	Promote peaceful and inclusive societies for sustainable development, provide access to justice for all and build effective, accountable and inclusive institutions at all levels	• Community conservation awareness meetings to improve co-existence among people living around conservation areas. • Carrying out wildlife compensation as per law established • Sensitization, Awareness, Campaigns programs and Sports for peace programs
17	Global partnership for sustainable development.	• Infrastructure sector has been and will continue partnering with other stakeholders and development agencies in the same sector such as KeRRA, KeNHA, KURA, KRB, KWS, KFS,KPLC etc. to mobilize resources, capacity build, formulate policies exchange programmes etc. all aimed at achieving safe, durable and sustainable infrastructure.

2.6 Linkages with Sendai Framework of Action

The Sendai Framework for Disaster Risk Reduction 2015-2030 was adopted at the Third United Nations World Conference on Disaster Risk Reduction, held from 14th to 18th March 2015 in Sendai, Miyagi, Japan, which represented a unique opportunity for countries. It has four key priorities. The county shall align its programmes and sub programmes through interventions in line with the four priority areas as highlighted in table 18.

The county government will endeavor to achieve development of county human resource database and Occupational Safety and Health Policy in order to improve productivity by creating an enabling a conducive working environment.

Table 18: Linkages with Sendai Framework of Action

Priority	Cross Sector Interventions
Priority 1: Understanding disaster risk	1. Recording and sharing disaster losses and relevant disaggregated data and statistics, 2. Strengthening disaster risk modelling, assessment, mapping, monitoring and multi-hazard early warning systems 3. Developing effective campaigns as instruments for public awareness and education on disaster risk reduction 4. Provision of technical advice on appropriate location of projects such as tanks and intakes in order to mitigate impact of flooding and also to sensitize the public on domestic roof water harvesting technique that reduces soil erosion.
Priority 2: Strengthening disaster risk governance to manage disaster risk	1. Mainstreaming and integrating disaster risk reduction within and across all sectors 2. Encouraging the establishment of necessary mechanisms and incentives to ensure high levels of compliance with existing safety-enhancing provisions of sectoral laws and regulations, including those addressing land use and urban planning, building codes, environmental and resource management and health and safety standards, and update them, where needed, to ensure an adequate focus on disaster risk management 3. Fostering collaboration across national and regional mechanisms and institutions for the implementation and coherence of instruments and tools relevant to disaster risk reduction, such as for climate change, biodiversity, sustainable development, poverty eradication, environment, agriculture, health, food and nutrition and others, as appropriate 4. Promoting transboundary cooperation to enable policy and planning for the implementation of ecosystem-based approaches, to build resilience and reduce disaster risk, including epidemic risk.
Priority 3: Investing in disaster risk reduction for resilience	1. Building better institutions i.e. schools and hospitals from the start able to withstand hazards through proper design and construction, including the use of the principles of universal design and the standardization of building materials; retrofitting and rebuilding; nurturing a culture of maintenance; and considering economic, social, structural, technological and environmental impact assessments. 2. Developing the capacity of health workers in understanding disaster risk and applying and implementing disaster risk reduction approaches in health work; 3. Supporting and training community health volunteers and groups in disaster risk reduction approaches in health programmes 4. Strengthening the design and implementation of inclusive policies and social safety net mechanisms, including through community involvement, integrated with livelihood enhancement programmes, and access to basic health care services to find durable solutions in the post disaster phase and to empower and assist people disproportionally affected by disasters

Priority	Cross Sector Interventions
	5. Inclusion of people with life threatening and chronic diseases in the design of policies and plans to manage their risks before, during and after disasters, including having access to life-having services especially people on anti-retroviral Regimens. 6. Strengthening the sustainable use and management of ecosystems and implement integrated environmental and natural resource management approaches that incorporate disaster risk reduction 7. Strengthening the protection of livelihoods and productive assets, including livestock, working animals, tools and seeds 8. Enhancing cooperation between health authorities and other relevant stakeholders to strengthen country capacity for disaster risk management for health 9. Approval of construction plans/drawings in align to preventive measures for disaster such as incorporation of lighting arrestors to projects implemented at lightning prone areas and Relocating those who have encroached riparian lands and clearing of dam's spillway. 10. Promoting the mainstreaming of disaster risk assessment, mapping and management into rural development planning and management of, inter alia, mountains, rivers, coastal flood plain areas, drylands, wetlands and all other areas prone to droughts and flooding, including through the identification of areas that are safe for human settlement, and at the same time preserving ecosystem functions that help to reduce risks.
Priority 4: Enhancing disaster preparedness for effective response and to "build back better" in recovery, rehabilitation and reconstruction	1. Investing in, developing, maintaining and strengthening people-centred multi-hazard, multisectoral forecasting and early warning systems, disaster risk and emergency communications mechanisms, social technologies and hazard-monitoring telecommunications systems. 2. Promoting the resilience of new and existing critical infrastructure, including hospitals and other health facilities, to ensure that they remain safe, effective and operational during and after disaster in order to provide live-saving and essential services. 3. Establishing community centres for the promotion of public awareness and the stockpiling of necessary materials to implement rescue and relief activities. 4. Training existing workforce and voluntary workers in disaster response and strengthen technical and logistical capacities to ensure better response in emergencies. 5. Establishing a mechanism of case registry and a database of mortality caused by disaster in order to improve the prevention of morbidity and mortality. 6. Enhancing recovery schemes to provide psychosocial support and mental health services for all people in need. 7. Development of water pans to enhance water harvesting before rain, clearing and reinforcement of water intake structures and planning for desilting water intakes and pans after rain 8. Development of irrigation infrastructure, promotion of drought tolerant crops, pest and disease surveillance and promotion of smart agriculture. 9. Strengthening disaster preparedness mechanism for effective response at community level including but not limited to establishing strategic stockpiles, contingency planning, search and rescue, first aid, disaster recovery planning among others

2.7 Linkage with African Union Agenda 2063

The AU Agenda 2063 aims at re-dedicating the African Continent to the attainment of long-term socio-economic and integrative transformation for shared prosperity and peace. This will be achieved through the following aspirations;

Aspiration 3: Africa shall have a universal culture of good governance, democratic values, gender equality, and respect for human rights, justice and the rule of law. The county government will embrace open governance, transparency and accountability through partnerships such as OGP, county open day forums, complaints and compliments handling mechanism.

Aspiration 4: A peaceful and secure Africa; enhancing peace and cohesion among communities within and beyond the county will be key in the implementation of projects and programs as planned in the CIDP. The county government will promote peace activities through joint community peace forums in the conflict-prone areas of Kerio Valley. The CG will also promote the establishment and sustained use of Alternative Dispute Resolution Mechanism (ADRM) to enhance community integration and reduce the number of court cases.

Aspiration 6: Africa whose development is people-driven, relying on the potential of African People. The county government will strive to ensure that all residents are involved in county's decision-making processes irrespective of their gender, age, disability and ethnic background. Public participation and citizens' engagement forums will be key in the implementation of planned activities in the CIDP.

The county agriculture sub-sector will also contribute to Agenda 2063 by promoting modernization of agriculture through the application of science, technology, innovation and indigenous knowledge.

2.8 Linkage with Regional Blocs (North Rift Economic Bloc Policy - NOREB)

The County government will endeavor to enhance trade and investment opportunities in collaboration with NOREB partners to enhance competitiveness of the individual county economies through leveraging on their comparative advantages, enhancing entrepreneurship culture, promoting integration and regional cohesion, enhancing food security, promoting resource mobilization, developing regional infrastructure to support desired developments and championing for good governance and social development within the community.

2.9 CIDP Linkage with National Climate Change Action Plan (NAP 2015-2030) and National Climate Change Response Strategy (NCCRS 2010-2030)

The National Adaptation Plan (NAP 2015-2030) is a critical response to the climate change challenge facing the country. The NAP sets out current circumstances, focusing on current and future climate trends, and describes the country's vulnerability to climate change. The NAP also elaborates institutional arrangements, including monitoring and evaluation processes. Priority actions are identified in different sub-sectors for the short, medium and long term. This builds on the premise that all our socioeconomic sectors are vulnerable to climate change impacts, although the manifestation of these impacts may vary from one sector to the other as shown in Table 19.

Table 19: Impacts of Climate Change

No.	Sub-Sector	Action	Sector Interventions
Health Water and Sanitation Sector			
1	Health	Strengthen integration of climate change adaptation into the Health sector	• Heighten surveillance of new disease outbreaks with subsequent rapid responses. • Health education campaigns • Tree planting in health facilities
2	Environment	Mainstream climate change adaptation in the environment sector.	• Promote environmental awareness on climate change impacts. • Enhance integration of local/indigenous knowledge into early warning systems. • Strengthen tree-planting and conservation initiatives. • Provide guidance and improve access to climate resilient tree species and cultivars. • Rehabilitation of water catchment areas in order to provide sustainable ecosystem services.
	Water and Sanitation	Mainstreaming of climate change adaptation in the water sector	• Promote awareness on climate change impacts in the water sector including promoting public awareness on water conservation (recycling, waste water management) and efficient water use. • Construction of dams and water pans. • De-silting of dams.
Productive and Economic Sector			
	Agriculture and Irrigation	Enhance the resilience of the agricultural value chain.	• Provision of downscaled farm inputs • Soil and water conservation measures. • Promotion of economic livelihood diversification (cultivation of drought tolerant food crops such as millet) • Tree based inter cropping (mangoes and avocados)
	Livestock Production and Cooperative Development	Enhance the resilience of the livestock value chain.	• Regular vaccination campaign • Beekeeping for honey production. • Awareness campaign among pastoral communities to underscore the importance of balancing stock rates with available land resources as a way of ensuring sustainable pastoralism • Proper management of agricultural waste (using manure to produce biogas)
	Tourism, Culture, Wildlife, Trade and Industry.	Mainstreaming of climate change adaptation in the sector	• Development and enforcement of green strategy and branding of the county as a green destination. • Arid and semi-arid areas have long hours of sunshine, throughout the year, making them conducive for solar energy capture and utilization • Promote conservation activities (RIMOI)
Infrastructure Sector			
	Roads Transport	Enhance climate proofing of infrastructure.	• Factoring in maintenances component in all infrastructural funds • Planting trees on exhausted quarries and embankments prone to land slides along the roads • Encouraging non-motorized modes of transport by creating bike ways and pedestrian walk ways.
	Public Works and Energy	Enhance climate proofing of infrastructure	• Designing infrastructure that withstands the prevailing climatic conditions

Increased mobility and accessibility through opening up of new roads and maintenance of the existing roads has a trigger effect on investments

3 REVIEW OF IMPLEMENTATION OF THE PREVIOUS CIDP

3.1 Overview

This chapter provides summary of key achievements and the challenges faced on process of implementation of first generation CIDP. It further outlines the lessons learned that will guide areas for improvement of the development and implementation of the second generation CIDP. It also provides an analysis of revenue streams over the last 5 years.

3.2 Status of Implementation of the Previous CIDP

3.2.1 County Revenue Streams

Table 20 provides revenue streams for the last 5 years.

The distribution of the revenue source cumulatively shows that Commission on Revenue Allocation (CRA) share allocation was the highest with Ksh 15,660,535,000 cumulatively at 89.3 %. Donor funding followed with Ksh 911,398,973 forming 5.2 % of the total revenue received by the county, own source revenue was Ksh 525,445,145 which is 3.0 % while local authority/Balance brought down was the least with Ksh 419,435,585 which is 2.4 % of total amount received so far by the county as illustrated in Figure 1.

Table 20: County Revenue Streams

ELGEYO MARAKWET COUNTY RESOURCE ENVELOPE						
REVENUE SOURCE	**13-14**	**14-15**	**15-16**	**16-17**	**17-18**	**TOTAL**
Own Source Revenue	85,023,379	112,851,887	128,055,734	97,323,973	102,190,172	**525,445,145**
CRA Share	2,392,011,591	2,845,235,405	3,270,440,729	3,528,847,275	3,624,000,000	**15,660,535,000**
BALANCE B/D	126,635,585	292,800,000				**419,435,585**
National Treasury Reimbursements for Health service allowance					79,812,000	**79,812,000**
World Bank - Dev. Of Youth Polytechnics	-	-	-	-	37,641,245	**37,641,245**
DANIDA - Universal Health Care	-	18,420,000	20,800,000	10,400,000	9,442,456	**59,062,456**
Free Maternal Care	-	-	43,409,840	43,430,000	-	**86,839,840**
WORLD BANK RBF	-	-	20,179,116	56,932,570	47,990,000	**125,101,686**
Medical Equipment	-	-		-	95,744,681	**95,744,681**
Other Loans and Grants	-	-	-	-	18,956,694	**18,956,694**
World Bank – Transforming Health Systems	-	-	-	-	30,279,354	**30,279,354**
Support to Abolishment of User Fees in H/C & Dispensaries	-	-	8,624,640	8,624,640	8,788,919	**26,038,199**
RMFLF	-	-	41,545,473	54,220,715	139,343,420	**235,109,608**
World Bank KDSP	-	-	-	23,875,566	36,005,074	**59,880,640**
World Bank loan to supplement financing of County Health Facilities FY 16/17					56,932,570	**56,932,570**
TOTAL REVENUE	**2,603,670,555**	**3,269,307,292**	**3,533,055,532**	**3,823,654,739**	**4,287,126,585**	**17,516,814,703**

(Source: County Department of Finance and Economic Planning Reports)

Figure 1: Summary of Revenue Sources

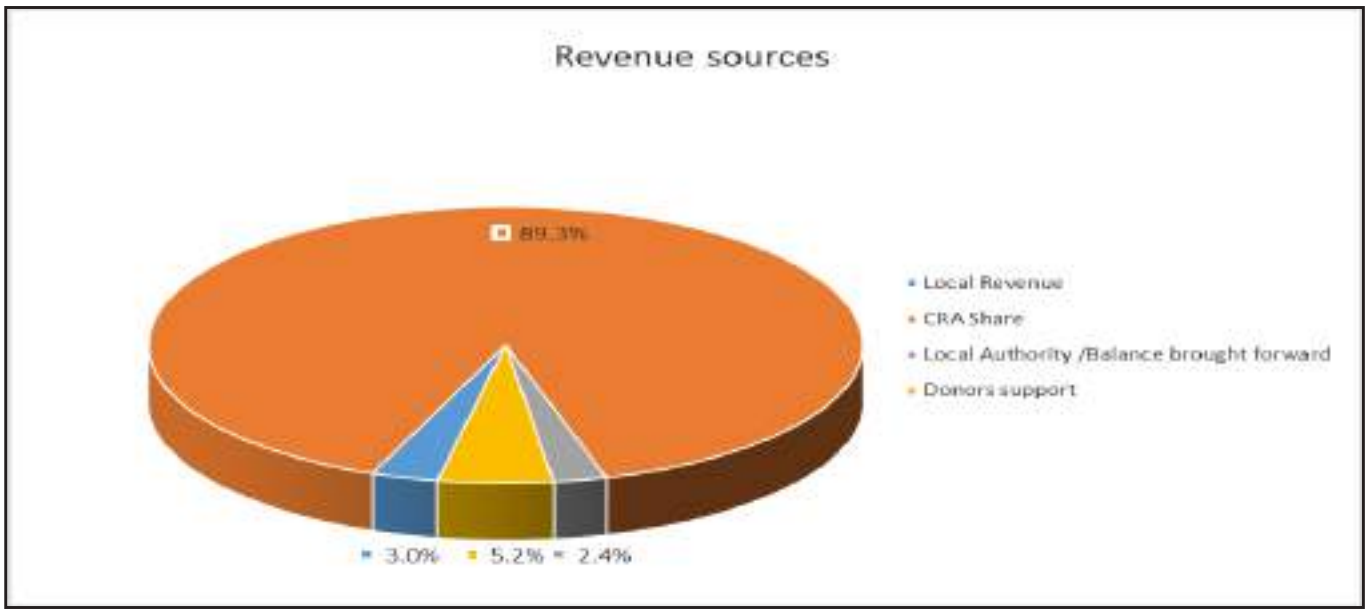

3.2.2 County Expenditure Analysis by Sector/ subsector (Budgeted vs Actual)

Table 21 provides the analysis of the expenditure over the last five years.

There was a slight variance between the departmental budget allocationin table 21 and the actual expenditure in table 20. This was due to underperformance in local revenue.

Table 21: County Expenditure Analysis by Sector/ subsector

SECTOR		2013-2014	2014-2015	2015-2016	2016-2017	2017-2018	TOTAL
Infrustructure	CIDP1 Budget	2,422,000,000	4,422,000,000	4,391,000,000	4,250,000,000	2,780,000,000	**18,265,000,000**
	Allocated	269,109,918	390,414,143	343,974,818	337,789,030	367,156,315	**1,708,444,225**
	Deviation	**(2,152,890,082)**	**(4,031,585,857)**	**(4,047,025,182)**	**(3,912,210,970)**	**(2,412,843,685)**	**(16,556,555,775)**
Social protection and empowerment	CIDP1 Budget	547,900,000	659,900,000	690,400,000	583,400,000	506,900,000	**2,988,500,000**
	Allocated	198,182,027	417,633,175	384,846,609	426,138,326	533,757,648	**1,960,557,784**
	Deviation	**(349,717,973)**	**(242,266,825)**	**(305,553,391)**	**(157,261,674)**	**26,857,648**	**(1,027,942,216)**
Health,Water and Sanitation	CIDP1 Budget	3,360,000,000	2,500,000,000	2,931,500,000	2,956,000,000	3,137,000,000	**14,884,500,000**
	Allocated	941,434,269	1,175,337,064	1,516,825,878	1,634,947,057	2,007,935,684	**7,276,479,952**
	Deviation	**(2,418,565,731)**	**(1,324,662,936)**	**(1,414,674,122)**	**(1,321,052,943)**	**(1,129,064,316)**	**(7,608,020,048)**
Production and Economic	CIDP1 Budget	1,362,500,000	1,469,000,000	1,389,500,000	1,316,000,000	1,278,000,000	**6,815,000,000**
	Allocated	267,248,130	410,691,455	394,683,747	433,346,462	355,287,863	**1,861,257,657**
	Deviation	**(1,095,251,870)**	**(1,058,308,545)**	**(994,816,253)**	**(882,653,538)**	**(922,712,137)**	**(4,953,742,343)**
Public Adminstration and Governace	CIDP1 Budget	252,000,000	380,000,000	350,000,000	343,000,000	328,000,000	**1,653,000,000**
	Allocated	927,696,211	894,402,947	914,648,746	1,068,918,344	1,051,954,771	**4,857,621,019**
	Deviation	**675,696,211**	**514,402,947**	**564,648,746**	**725,918,344**	**723,954,771**	**3,204,621,019**
Total	**CIDP1 Budget**	**7,944,400,000**	**9,430,900,000**	**9,752,400,000**	**9,448,400,000**	**8,029,900,000**	**44,606,000,000**
	Allocated	**2,603,670,555**	**3,288,478,784**	**3,554,979,798**	**3,901,139,218**	**4,316,092,281**	**17,664,360,637**
	Deviation	**(5,340,729,445)**	**(6,142,421,216)**	**(6,197,420,202)**	**(5,547,260,782)**	**(3,713,807,719)**	**(26,941,639,363)**

(Source: County Department of Finance and Economic Planning reports and CIDP I analysis)

Analysis of CIDP I Budget in comparison with Allocated Amount

The amount that was budgeted for in CIDP I was approximately 44.6 Billion, while the actual allocated amount from the CRA and Donor support was approximately 17.5 Billion. The huge budget deficit greatly affected the implementation of programmes. Figure 2 shows the comparisons of the CIDP I Budget and the actual allocated amount for all the financial years. Figure 2 shows the CIDP 2013/17 Budget Analysis

Figure 2: CIDP 2013/17 Budget Analysis

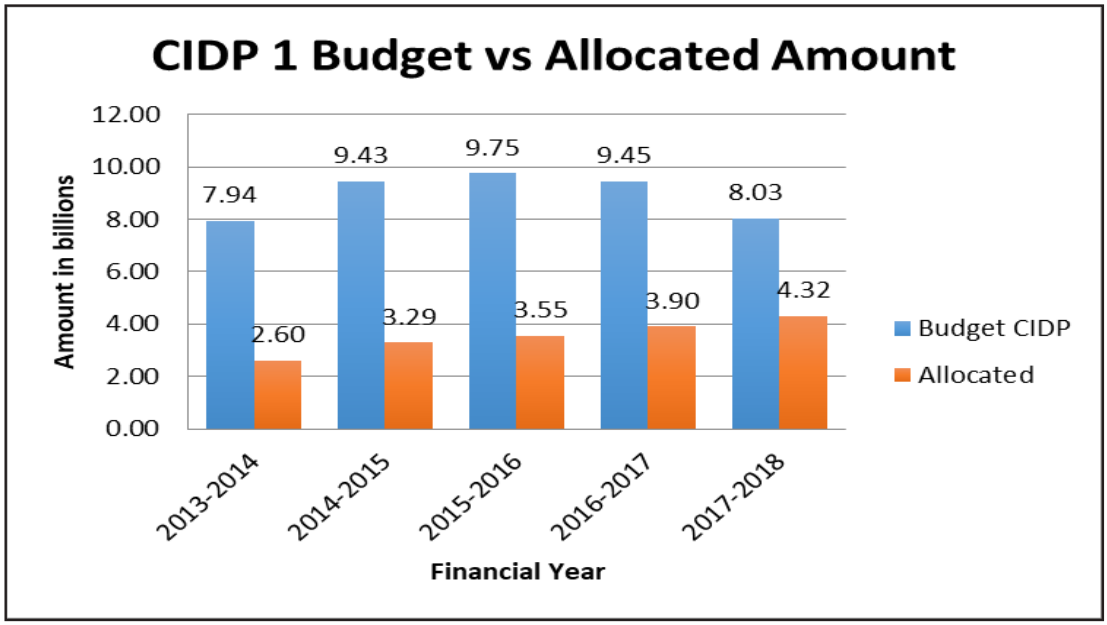

3.2.3 Key Achievements versus planned targets focusing on outcomes

3.2.3.1 Infrastructure Sector

For the period under review, the priority for infrastructure sector was design, survey and construction of road infrastructure with a view of increasing the total network especially to inaccessible areas.

The specific outcome target of the first CIDP was to increase proportion of all-weather road network by upgrading existing roads and opening up of new roads. For the plan period, the all-weather road network increased from 1,148.2 to 1,496.2 Km representing 30% increase, of this 44 Km of road network was tarmacked, 178 Km is under construction to bitumen standards and expected to be completed by 2020 while 125.31 Km was graveled to motorable status.

The county government was also able to construct 4 new bridges and open up 258.4 Km of new road network increasing the total road network from 1,579.4 to 2,060.64Km. These newly opened roads include access roads linking the Rimoi national reserve to the main road, athletic lanes for sports training and roads linking the Kerio valley (irrigation schemes) to the highlands and other agricultural markets. In the planning period, it is expected that legislations on infrastructure and Mechanical and Transport Fund will have been enacted. These legislations will help to curb encroachment into road reserves and ensure adherence to traffic rules and streamline maintenance of county equipment.

Under energy, there are two multipurpose dams under construction namely: Arror and Kimwarer (Talal). The two dams are projected to generate 45 and 20 MW respectively besides providing water for domestic consumption and irrigation. The electricity coverage increased from 11 to 30 percent. The significant increase is attributed to the last mile connectivity project funded by the national government. The project also involved installation of 650 electricity powered street lights in 13 urban areas. Table 22 and table 23 show a summary of the sector 2013-2017 Outcome/Output Performance and a Summary of Roads Infrastructure Investments respectively.

Table 22: Summary of 2013-2017 Outcome/Output Performance

Outcome /Output	2013	Targets	2017	Achievement
Total road network	1,579.4	2,049.4	2,060.64	481.24
KM of tarmac road	152	200	374.84	222.84
KMs of graveled roads (annually)	996.2	1,500	1,121.4	1121.4
KM of earth roads	431.2	270	564.4	133.2
Electricity access coverage	11%	40	30.38%	19.4 %
All Weather road network	1,148.2	1,700	1,496.2	348.0
Bridges constructed	0	20	4	4
Foot bridges constructed	0	60	14	14

(Source: County Department of Roads, Transport, Public Works and Energy Reports)

Table 23: Summary of Roads Infrastructure Investments

Ward	Tarmacked (KM)	Gravel (KM)	KM of Newly Opened Roads (Earth Roads)	Bridge (No)	Drifts(No)	Footbridge (No)	Box culvert(No)
County Wide	222						
Arror		21	19		8		
Chepkorio		86.1					1
Cherangany		67	7.1				
Embobut		29.5	18			3	
Emsoo		39.1		1	8		
Endo		30	7.8		3	1	
Kabiemit		63.9					
Kamariny		98.9	2.2				
Kapatarakwa		49.3	3.2				
Kapchemutwa		96.3	9.4				
Kapsowar		35.7	21			1	
Kapyego		43.4	7	1		1	
Lelan		46	12				
Metkei		41.3	5				
Moiben/Kuserwo		39	15	1		1	
Sambirir		54.4	12				
Sengwer		52	25			1	
Soy North		66	69.1		4		
Soy South		85.3	22	1	3	1	
Tambach	0.84	77.2	3.6		1		
Total	**222.84**	**1121.40**	**258.4**	**4**	**27**	**9**	**1**

(Source: County Department of Roads,Transport, Public Works and Energy Reports)

3.2.3.2 Social and Empowerment Sector

During the period under review, key achievements in the education and technical training sub- sector included increased enrollment from 31,110 in 2013 to 34,464 in 2017 for pre-primary education representing a marginal increase in GER from 70.4% to 74.6%. VTC enrolment rose from 925 in 2013 to 1422 in 2017. These were as a result of the county government investment in the following interventions; employment of ECD teachers, construction and equipping of pre-primary school classrooms, construction and equipping of VTCs workshops, provision of VTC capitation and bursary for post-primary and tertiary education and training. These have been made possible through the adoption of Technical and Vocational Education and Training Act, 2013 and Basic Education Act, 2013 that regulate the education and training sub-sector. Also, the county has been able to enact the Elgeyo Marakwet County Education Fund Act, 2017 to operationalize disbursement of bursary, Elgeyo Marakwet county Vocational Training Act, 2016 to operationalize VTCs and Elgeyo Marakwet county Early Childhood Development Act, 2017 to operationalize pre-primary education centres. Table 24 provides summary of key achievement of 2013-2017 CIDP for Education sub-sector.

Table 24: Summary of 2013-2017 Outcome/Output Performance

Outcome/Output	2013	Target	2017
Pre-Primary classrooms Constructed	-	200	180
Pre-Primary school teachers employed	0	350	778
ECD centres equipped	-	200	170
VTC workshops constructed	3	16	4
Dormitories constructed	5	7	9
VTC instructors employed	38	-	60
VTC trainee beneficiaries of Capitation grant.	0	1,422	1,422
Students benefiting from County bursary scheme.	0	-	13,780

(Source: County Department of Education and Technical Training Reports)

Sports, Youth Affairs, Ict and Social Services

The county strived to achieve the targets of the CIDP 1 despite the various challenges experienced. Among the Key achievements are;

Sports & Talent Development

In the period under review, the county improved access to playable Sports facilities by upgrading 51 Playing fields through leveling works and enhanced talent development and promotion by supporting, 80 sport events including athletics Championships and meets, trained 20 coaches and supported 8 athletes on scholarship.

Social empowerment

The county also initiated Social empowerment programs through, Income Generating Activities support to; 106 women groups, 57 Youth groups and 58 PWDs groups and training of 624 youths on various skills to improve participation on productive ventures and promote access to equal opportunity.

Social protection

To enhance access to universal medical care, the county government supported 2262 Elderly persons of 65 years and above with NHIF medical cover. It also purposed to protect the vulnerable and improved child welfare by supporting Kapchesewes children home.

Information and Communication Technology

The county boosted efficiency of services and operation by automating revenue collection, adopting IFMIS and IPPD, establishing; VOIP network at the county Headquarters, county website and social media tools to improve on access to information and accountability. In addition, 3 ICT centres were constructed and operationalized.

In the planning period, policies and legislations on ICT, Youth, Sports development and county Affirmative Action Fund shall be enacted to streamline the subsector's operations. Table 25 shows a summary of the sector Summary of 2013-2017 Outcome/Output Performance, while table 26 shows summary of Sector Investments (2013-2017).

Table 25: Summary of 2013-2017 Outcome/Output Performance

Outcome/Output	2013	Target	2017
Stadiums developed to International standards	0	1	1
Ward Fields Upgraded	-	20	51
Sports events organized	20	60	80
Athletes and Coaches trained on capacity development	-	60	20
Youth trained on skills development	-	0	624
Youth groups supported through Socio-Economic Empowerment (IGAs)	-	0	57
Youth Empowerment Centres equipped	2	2	2
Women groups supported through Socio-Economic Empowerment (IGAs)	-	-	106
Women Brewers rehabilitated	0	-	800
Sensitizations and mobilization on Anti-FGM and GBV held	2	-	4
Elderly citizens benefited through the Elderly NHIF Medical Cover	-	-	2262
No. of PWDs groups supported through Socio-Economic Empowerment (IGAs)	0	0	58
Small Homes supported	9	9	9
Children homes supported	1	1	1
Automated county operations	0	-	4
ICT centers Integrated and operationalized	0	25	3
ICT platforms maintained	0	-	3

(Source: County Department of Sports, Youth, ICT and Social Services Reports)

Table 26: Summary of Sector Investments (2013-2017)

Ward	ICT Centres	Ward Fields	ECD classroom	VTC Workshops	VTC Dormitory	VT Centers
Arror	1	3	8			1
Chepkorio	1*	3	9	1	2	2
Cherangany/Chebororwa	1	1	10			1
Embobut/Embobut	1	2	9			
Emsoo	1	3	6			1
Endo	1	3	10	1	1	1
Kabiemit	1	1	9			
Kamariny	1	5	9		1	1
Kapatarakwa	1	1	8		1	1
Kapchemutwo		5	11	1	1	1
Kapsowar	1*	2	9		1	1
Kapyego	1	2	8			
Lelan	1	2	7		1	1
Metkei	1	2	10			1
Moiben/ kuserwo	1	3	9			1
Sambirir	1	1	8			
Sengwer	1*	3	10	1	1	1
Soy north	1	3	10			1
Soy south	1	3	9			
Tambach	1	3	11			
Total	**22**	**51**	**180**	**4**	**9**	**15**

(Source: County Sports, Youth, ICT and Social Services Department and County Education and Technical Training Reports)

3.2.3.3 Health, Water and Sanitation Sector

Health and Sanitation

All the health impact indicators ranging from maternal mortality ratio to infant mortality rates have improved as per the Kenya Demographic Health Survey (KDHS, 2016) as shown in Table 27. This could be attributed to the county's investment in health areas ranging from health workforce to health infrastructure and equipment's. A client satisfaction survey conducted in 2014/2015 noted that 66.9% of the clients were satisfied with the services that were offered in the county Health facilities. This figure is higher than the national estimate of 65%. The county also has the highest proportion (88.9 %) of those with illness/injury visiting public health facilities (KIHBS, 2016) owing to public confidence in the quality of services provided.

Communicable diseases continue to exert pressure on all health facilities in the county. The leading condition being upper respiratory track conditions contributing to more than 40% of the outpatient attendance. Others include HIV/AIDS and Tuberculosis, Malaria, Diarrhea, skin infections and pneumonia as shown in Table 28.

Table 27: Health Impact Indicators

Impact indicators	2016
Maternal mortality ratio (MMR) per 100,000 live births	187
Neonatal mortality rate (NMR) per 1,000 live births	0.8
Infant mortality rate (IMR) per 1,000 live births	52
Under 5 mortality rate (U5MR) per 1,000 live births	43
Life expectancy at birth (Female)	68 Years
Life expectancy at birth (Male)	63.2 Years
Client satisfaction index	66.8%

(Source: Kenya Demographic Health Survey (KDHS, 2016) Report)

Table 28: Trends in top ten Causes of Outpatient Morbidity in for All Ages

New Cases	2013/14 % Contribution	2014/15 % Contribution	2015/16 % Contribution	2016/17 % Contribution
Upper respiratory tract infections	0	0.01	8.5	36.2
Skin diseases	10.6	14.8	13.4	12.7
Diarrhoea	7	9.1	9.6	8.5
Other diseases of respiratory system	55.9	44	35.1	7.5
Pneumonia	4.6	6.1	6.19	5.3
Typhoid fever	2.7	3.5	3.5	3.8
Confirmed Malaria	1.5	2.3	4.02	2.4
Road traffic injuries	1.4	2.9	2.8	2.7
Ear infections conditions	1.4	1.8	1.8	1.6
Eye infections	3.12	4	2.6	0.4

(Source: County Government Department of Health and Sanitation Reports)

The major risk factors associated with the mortality and morbidity in the population are the low-income type of housing with poor ventilation in the unfavorable climatic conditions; poor hygiene and sanitation, alcohol consumption, unsafe sex and sedentary lifestyle. Injuries have also increased hospital admissions and mortality. The leading causes of injury in the county include assault, road traffic crashes, unspecified soft tissue injury, cut-wounds and dog-bites, falls, burns and poisoning. There has also been a notable epidemiological transition in the disease burden from infectious to Non-Communicable Diseases mainly diabetes and hypertension, which has resulted in the double burden of disease caused by unhealthy lifestyles arising from consumption of unhealthy diets, physical inactivity and excessive consumption of alcohol.

The skilled attendant coverage increased from 24 to 34.5 percent. The percentage of pregnant women attending at least 4 ANC sessions increased only slightly from 12 to 14.6 percent. The Contraceptive Prevalence Rate of improved from 22 to 39 percent which is low as compared to the national target. Table 29 shows a Summary of Health and Sanitation Access.

Table 29: Summary of Health and Sanitation Access by Ward

Ward	Facility Skilled Delivery (%)	FP Attendance (%)	4+ ANC attendance coverage	% of stunting	% of underweight	Latrine Coverage (%)	% of <5 Years affected with Diarrhoea	Fully Immunized Children (FIC) under 1 year (%)
Arror	38.0	38.7	13.9	14.6	11.8	42	28.3	81
Chepkorio	43.5	83.1	57.2	0.0	0.2	92	16.1	85
Cherangany/ Chebororwa	72.9	63.3	41.7	0.1	1.5	70	16.8	74
Embobut/ Embolot	28.4	11.1	9.8	0.0	0.2	60	18.2	42
Emsoo	54.2	71.0	40.9	1.1	9.1	66	17.9	85
Endo	44.9	18.3	11.3	0.1	0.2	43	30.2	62
Kabiemit	0.3	27.5	5.1	0.0	1.2	89	4.5	18
Kamariny	31.1	37.2	28.5	1.2	4.4	82	7.9	43
Kapchemutwa	205.2	53.2	73.6	1.8	4.1	80	6.7	87
Kapsowar	81.5	31.6	25.9	0.9	3.8	90	11.7	52
Kaptarakwa	14.7	35.4	9.2	0.0	2.2	82	5.4	23
Kapyego	29.3	66.7	8.6	0.0	0.1	64	13.5	55
Lelan	13.0	22.4	25.5	0.0	0.9	85	7.3	34
Metkei	73.8	37.8	34.8	28.5	6.0	84	8.8	67
Moiben/ Kuserwo	83.8	58.7	30.1	3.0	1.1	86	14.8	83
Sambirir	24.1	24.1	6.5	0.1	0.3	63	14.2	47
Sengwer	74.8	45.2	27.2	11.1	5.9	78	13.5	90
Soy North	36.7	58.6	42.8	0.1	10.3	58	14.2	84
Soy South	28.3	33.3	16.1	0.0	6.4	65	9.2	36
Tambach	37.0	43.4	11.1	7.0	8.6	79	7.6	40

(Source: County Government Department of Health and Sanitation Reports)

During the period under review, there was gradual improvement in the level of investments into the health sector. The number of approved posts filled by health workers increased slightly from 805 in 2013 to 907 in 2017. The improved staffing level was attributed to the recruitment of 135 new health staff. The doctor to patient ratio is1:8000 and nurse to patient ratio is 1:1000 as compared to the WHO requirements of 1:400 for doctors and 1:300 for nurses. This indicates that the county has not met the required health worker ratios.

Significant progress has been made in the rehabilitation of infrastructure and supply of new equipment in the sector at various levels and has resulted in increasing access to health services with the average distance to a health facility improving from 8 Km to 3.7 Km. Work was done to improve infrastructure in hospitals, health centers and dispensaries through expansion of wards, construction of maternity units and staff housing. This included: Renovation of walkways at Iten county Referral Hospitals; Kitchen blocks at Tot and Tambach sub county hospitals; Construction and renovation of theatres at Tot, Kaptarakwa, Kamwosor and Iten county Hospitals; Construction of incinerators at Chebiemit, Tambach, Tot and Chepkorio sub county hospitals, Construction and equipping of 16 new maternity wings at Kaplawat Dispensary, Nyaru Dispensary, Kaptiony H/C, Kaptum Dispensary, Malkich Dispensary, Kipsoen Dispensary, Matira Dispensary, Kararia Dispensary, Kokwongoi Dispensary, Kamwosor SCH, Chesiyo Dispensary, Chesetan Dispensary, Korongoi Dispensary, Epke Dispensary, Emsea Dispensary.

Further infrastructural upgradesto existing facilities such asconstruction of perimeter fences and gates, MCH Clinics, OPD sections, Septic tanks and Incinerators improved access to healthcare. Despite this, the health infrastructure inherited from the national government and CDF are deficient as they do not meet current health care standards with regard to design, space and capacity. This has greatly affected the quality of services offered in county health facilities.

During this period the county has enacted legislation governing the health sector namely the county Public Health Act, 2017 which is intended to promote, protect and improve public health through the control of risks and infectious diseases. This is in line with the fourth schedule of the constitution. A summary of 2013-2017 Outcome/Output Performance for Health and Sanitation Sub-sector is shown in table 30.

The county has significantly improved supplies of medicines to all health facilities thus increasing the demand for facility-provided health services. However, facilities located along borders shared with other neighboring counties which include Baringo, Uasin Gishu, West Pokot and Tranzoia have experienced stock outs caused by an influx of clients seeking quality services. The county has also supported the establishment of community health units in all wards and enhanced food safety and water quality through acquisition of assorted sampling kits.

Water, Lands, Environment and Climate Change Management

During the period under review (2013-2017), conscious of the environmental challenges in the Cheragany hills, escarpments and the Kerio Valley, the county government planted 1,100,000 assorted exotic tree seedlings on farmlands and institutions. Further, 6,000 Bamboo seedlings were planted in wetlands, springs and water catchment areas that include: Lelan Wetland, Emsoo Dam Wetland, Kap Ali Spring in Iten

Table 30: Summary of 2013-2017 Outcome/Output Performance for Health and Sanitation Sub-sector

Health Infrastructure	2013	2017	Achievements
OPD Block	2	5	3
MCH/FP unit	80	85	5
Maternity units	48	63	15
Emergency Delivery Rooms	0	22	22
Theatre	2	9	7
Laboratory units	50	57	7
Inpatient Wards	22	28	6
Mortuary	2	6	4
Staff Houses (Rural Facilities)	22	40	18
Imaging units	2	5	3
Ambulances	10	18	8
Motorbikes	52	66	14

(Source: County Government Department of Health and Sanitation Reports)

Town and Lolgarini Dam in Kabiemit. Deforestation, forest encroachment, charcoal burning, soil erosion, forest fires, illegal logging are the main causes of environmental degradation in the county. The County has put in place measures to curb the menace through enacting the Elgeyo Marakwet Charcoal Act, 2017 which is intended to regulate production of charcoal and enhance environmental conservation.

The county in collaboration with the ministry of lands and physical planning and the National Land Commission has been able to fast track land adjudication in eight sections resulting in issuance of title deeds enhancing secure land tenure. The Iten Town Spatial Plan was completed, and as of 2017, four other development plans are ongoing for other urban areas namely; Kapsowar, Sokobora, Flax and Kamwosor. The county Spatial Plan was not done during the period under review.

In the water services, water coverage has improved in rural areas from 32% to 40% through community-based projects and 47% to 55% in urban areas through water service providers. 355.785 km of pipeline was extended increasing the number of households with access to piped water by 9,119 households.

Management of domestic waste is an important aspect in keeping a clean environment. The county collects 1.5% of the solid generated from households. Other Methods of waste disposal which account for 98.5% include use of compost pits and open burning. Table 31 shows a Summary of 2013-2017 Outcome/Output Performance while table 32 summarizes investments.

Table 31: Summary of 2013-2017 Outcome/Output Performance

Water Access	2017
Proportion of households with access to piped water	33.2%
Proportion of households accessing water from protected wells / boreholes	10.1%
Proportion of households accessing water from rain water	0.5%
Proportion of households accessing water from unimproved water sources i.e. surface water, unprotected sources and water vendors	53.4%
Households that boil water to make it safer for drinking	30%
Households that add bleach/Chlorine to make it safer for drinking	2.2%
Households that do not use any method to make water safe for drinking	68.4%
Households that spent thirty minutes or more to fetch water	2.4%
Solid waste management collected by county government	1.5%
Solid waste disposal by dumping into compound, burnt in open and buried	98.5

(Source: County Department of Lands, Water, Environment & Climate Change Management and 2016 KIHBS Reports)

Table 32: Summary of 2013-17 Investments

Activity	2013	2017	Achievements
Pipeline laid (KM)	200	555.74	355.74
Water dams / pans constructed	70	73	3
Intake/weir constructed	60	135	75
Boreholes drilled and equipped	12	32	20
Masonry water storage tanks and cattle trough (tanks capacity of 25m3,30m3,50m3 and 100m3)	110	238	128
Plastic tanks acquired (5m3 and 10m3)	80	120	40
Hydraulic and pumping systems i.e. solar, electric and diesel engines Installed	20	86	66
Assorted trees planted (bamboo trees and others)	500,000	2,200,000	1,700,000
Lands adjudicated, and Title deeds issued (Sections)	80	84	4
Spatial plans developed	1	2	1
GPS equipment procured	3	13	10

(Source: County Department of Lands, Water, Environment & Climate Change Management Reports)

3.2.3.4 Productive and Economic Sector

The sector programmes and project interventions targeted in the plan period were largely achieved. The notable outputs/outcomes under cash crop promotion include establishment of 35 tea nurseries, development of 1,200 ha of tea plantations and farms and 142 ha of coffee. In readiness for establishment of fruit processing plant, the county promoted mango farming along the Kerio valley totaling 827 Ha.

Under irrigated agriculture, the county has made tremendous strides by increasing the area under irrigation to 6,960Ha. This was achieved through the rehabilitation of 20 existing furrows, expansion of Kabanon/Kapkamak scheme, construction of Kipchukukuu irrigation scheme and promotion of individual and group irrigation activities. Agricultural productivity enhancement through mechanization was achieved in the plan period. 2 tractors, plough and trailers were purchased.

Animal breed improvement has been successfully implemented with artificial inseminations and livestock breed improvement being enhanced. A total of 17,000 artificial inseminations were done and 540 improved animals acquired to enhance productivity. To improve on egg production, 12,000 improved kienyeji chicks were bought and distributed.

Value addition strategies including establishing milk cooling plants and Metkei processing plant were some of the milestones achieved in the plan period.

Disease control and surveillance was a joint vaccination strategy by NOREB counties and is a key achievement in reducingthe spread of trans-boundary animal diseases.

Under tourism, opening of Rimoi game reserve and restocking of the park is among the major achievements. Additionally, protection of Rimoi game reserve through fencing of 32km stretch of the reserve to reduce human wildlife conflict was achieved.

Reviving and supporting Cooperativeshas been one of the major achievements in CIDP I implementation with Metkei farmers' cooperative society being supported and upgraded to a milk processing plant with a capacity of processing 500 litres per hour. Prefeasibility study for the development of a cable car having been done, strategies to actualize its realization will be done in CIDP 2.

In the planning period, the county Government plans to enact policies and legislations to regulate and guide performance of sector interventions. These include policies and regulations on Agriculture and Land Management, Artificial Insemination, Crop and Livestock Subsidy, Irrigation and Potato Seed Subsidy.

Table 33 shows a summary of 2013-2017 Outcome/ Output Performance.

Table 33: Summary of 2013-2017 Outcome/Output Performance

Projects/ programs	Outcome/Output	2013	2017	Achievements
Cash crops	Tea nurseries established (No.)	-	35	35
	Area under Tea (Ha)	1,128	1,200	72
	Area under Coffee (Ha)	98	142	44
	Area under mango (Ha)	552	827	275
	Area under avocado (Ha)	160	509	349
Irrigation	Area under irrigation (Ha)	6000	6,960	960
Enhance agricultural productivity	Mechanization machinery – tractors, ploughs and trailers (No.)	0	6	6
	Dairy cows served AI (No.)	12,000	29,000	12,000
	Animal breeds - Small stock (No)	0	540	540
	Animal breeds – Cattle (No)	0	360	360
	Small stock multiplication centres (No)	0	2	2
	Extension services visits (No)	18,000	60, 000	42,000
	On-farm adaptation trials (No.)	0	1	1
	Soil conservation (No. of farms)	0	244	244
Value addition strategies	Wool cleaning Equipment (No.)	0	1	1
	Milk cooling plant (No.)	6	9	3
	Milk dispensers (No.)	1	5	4
	Milk processing plant (No.)	1	2	1
	Coffee pulping machines (No.)	0	18	18
	Green grams value addition machines (No.)	0	1	1

Projects/ programs	Outcome/Output	2013	2017	Achievements
	Potato cooling plant (No.)	0	4	4
	Ground nut milling plant (No.)	0	1	1
	Cereal stores (No.)	1	7	6
	Tea factory (No.)	0	1	1
	Abattoirs (No.)	0	2	2
Disease and tick control	Cattle dips rehabilitation and construction (No.)	4	72	68
	Livestock vaccinated (No.)	12,500	125,000	112,500
Fish enterprises	Fish ponds (No.)	30	176	146
	Feeds mixing machines (No.)	0	1	1
Community sensitization programs on tourism and wildlife conservation awareness	Community sensitization meetings (No.)	0	15	15
Rimoi national reserve	Length of roads opened (Km)	0	60	60
	Length of fencing of Rimoi Game Reserve (Km)	0	32	32
	Wardens and Rangers hired and trained (No.)	0	11	11
	Length of roads graveled (Km)	0	20	20
	Gate and watch tower constructed (No.)	0	2	2
	Campsite facilities developed (No.)	0	1	1
	Wildlife watering points developed (No.)	0	1	1
	Wildlife trans-located to the game reserve (No.)	0	96	96
Tourism Development	Signages for tourist sites (No.)	0	42	42
	Museum and snake park (No.)	0	2	2
	Campsite facilities (No.)	0	8	8
	Tourism promotion materials developed – Brochures, Maps (No.)	0	7000	70000
	Miss tourism events (No.)	0	2	2
Culture	Cultural facilities (No.)	0	2	2
Trade Development	Business training meetings (No.)	0	2	2

(Source: County Departments of Agriculture, Livestock and Trade 2013-2017 Annual Reports)

3.2.3.5 Public Administration and Governance Sector

The county through the CIDP 2013-2017 had aspired to undertake a number of programs and projects to enhance governance in the public service. In this period under review, the county intended to construct and operationalize the county headquarters complex and offices at the sub county and ward levels. However, ward level offices have been constructed in 17 out of the 20 Wards and two sub county offices are currently under construction. The head office complex and the remaining administration offices will be constructed in the next CIDP period.

Secondly, the county envisaged to automate its Human Resource and Revenue collection systems during the period. IFMIS modules have been operationalized, however; automation of revenue collection is at the piloting stage thus local revenue collected has not substantially improved.

In addition, during the plan period, the county aspired to enhance citizens' access to government information and involvement in decision making. The county has been able to hold an average of 160 public participation and citizen engagement fora at the ward levels. Over 36,000 county bulletins were published and distributed in all wards in the period under review.

In achieving its aspiration for good governance through transparent and accountable leadership, though not in the CIDP 2013-2017 priorities, the county partnered with Open Government Partnership (OGP), and committed to a robust representative and effective public participation processes, transparent and accountable budgets, open procurement processes and budget implementation reporting, and improve the accountability of public services by developing channels for real time citizen engagement and rapid government response. In this regard, the county has established a complaints and compliments committee, a dedicated telephone line for real time citizen engagement, held accountability week in all the wards, developed a Monitoring and Evaluation Bill and operationalize the Equitable Development Act, 2015.

Another key achievement during the period under review was the construction of a rehabilitation centre in partnership with NACADA. In the CIDP 2, this centre will be equipped in order to carry out rehabilitation services to persons suffering from alcohol and drug abuse addiction.

Challenges in the implementation of 2013-17 CIDP

- Inadequate synergy by development actors because of a lack of an inclusive county Development Forum and thus inadequate coordinated development interventions for all actors in all sectors.
- Inadequate intergovernmental relations framework and coordination resulted in programmes/projects under the National Government Ministries and Agencies not being well coordinated and implemented.
- Citizen priorities were mainly physical infrastructure in nature yet for development harmony other technical and capacity related needs are equally important for the realization of the desired goals.
- Lack of a complete county spatial plan has hampered location of facilities such as sewerage treatment plants, environmental conservation areas, planning of towns, cemeteries, and industrial parks among other facilities. This has posed challenges to implement projects due to land ownership issues.
- Inadequate data management framework which is necessary for a good data/indicator baseline appropriate projects targeting, reporting and decision making.
- Low county revenue base. Equitable share allocation by Commission on Revenue Allocation (CRA) sharing formula is not reflective of the county resource needs. In addition, the county does not benefit from CRA Equalization Fund.
- Notwithstanding the great impact of the enacted county Equitable Development Act (EDA) 2015 in terms of equitable allocation of resources and citizens identification and prioritization of projects to the tune of 70% of the total development budget, other development priorities which require substantial allocations became difficult to fund.
- Inadequate resources for the provision of technical equipment, capacity building of staff and program implementation and supervision has adversely affected the implementation rate of projects and programs. Lack of adequate public land has also impacted negatively on development.
- Insecurity in the Kerio Valley parts has hampered development implementation, market access by farmers and revenue management interventions.
- High county wage bill (52% of total budget as of 2017/18 FY). Since the PFM Act 2012 puts development allocation at not less than 30% of the annual budget, the remaining 9% of the budget to be utilized for operations and maintenance is not sufficient to implement some non-development priorities such as extension services, medical and veterinary drugs, bursaries and heavy equipment maintenance (graders, dozers etc.). The high wage bill in the county was occasioned by the high number of staff (devolved & Local Authority staff) at the time of devolution in 2013 compared to other counties given the size of the county.
- The cost per unit of undertaking infrastructural

developments such as roads are comparatively higher in the county compared to other counties because of the nature of our county terrain. Resource allocations to counties are not considerate of such county specific challenges.

- Operationalization of Urban Management Boards has been slow because of unclear provisions in the Urban and Cities Act 2012 regarding the definition of urban areas and towns. This led to inadequate management practices in urban areas and towns and in some cases, this has led to the encroachment of urban road reserves and service lines impacting on the provision of basic services and enforcement of development plans.

- Related to agricultural development there has been inadequate training and technological support to cope up with current agricultural practices, low uptake of technology by farmers, climate change affecting agricultural productivity, and disease resistance, uncoordinated response to emergencies such as disease control interventions and lack of synergy and integration for cross cutting programs/ projects.

- Lack of adequate public land caused the land tenure system in place within the county. This limited project implementation in areas where there are conflicts. Most of the projects such as water supplies, water pans and dams among other project are located on private lands or lands not adjudicated. Further most health facilities have not acquired land titles with most situated in community land. Thus, complicating implementation of projects within such areas where public land is not available.

- Inadequate public land for strategic investments and government establishments such as those related to cottage industries, value addition developments and other development interventions.

- Stringent government guidelines on Public Private Partnership (PPP) arrangement.

- Inefficient irrigation technologies and clan conflicts on utilization of water for irrigation.

- Inadequate innovation and creativity on potential Income Generating Activities (IGAs) proposals by potential beneficiary groups including youth, women and PWDs groups.

- A Monitoring and Evaluation policy and/or related legal framework has not been operationalized and thus there exist sub-optimal project management practices including reporting and impact assessment.

- Incomplete automation of county services roll-out intended to enhance efficiency and effectiveness of services delivery.

- Inadequate requisite infrastructure to offer comprehensive basic health care caused by existing dispensaries and health centres which typically lack sufficient facilities because they were planned and sized for the design capacity of small populations of the time they were constructed. Additionally, the evolution of medical treatment, the increasing medical needs of the population, along with improved diagnostic and treatment technologies has increased the space required for the delivery of medical care. This is further worsened by lack of designs to guide construction of health facilities that meet current health care standards, public health requirements, and current building codes.

- Imbalances in service structures and staff mix at certain health facilities, for example in health centres and dispensaries within the rural areas there is a shortage of staff nurses. The regular loss of health professionals due to attrition creates a challenge for maintaining the continuity of services with an extra burden on on-going training to rebuild capacity. The recruitment of qualified and competent health professionals also poses a challenge due to the scarcity of skills in specialist areas.

3.2.4 Effects of Insecurity in Implementation of Projects and Programs

Over the last few years, lower parts of the county have experienced rising cases of insecurity which have negatively affected implementation of programs and projects in these areas. The most common cases are cattle rustling, banditry and inter clan conflicts arising from scarcity of water, land and pasture disputes. These conflicts, in some cases, have resulted in loss of lives, property and livelihoods.

The government in its aspirations for equitable development has programs and projects under implementation in the conflict prone areas. The contractors and/or suppliers contracted to carry out works in these areas have faced challenges and in most cases delays in project implementation has occurred and others have abandoned the works. These delays have led to project costs rising, thus the public don't get value for money. In addition, the partners who undertake development activities in these areas have withdrawn their support for the safety of their staff and properties.

In some cases, projects that have been completed have remained unutilized since the intended users have run away for fear of attacks from the bandits.

To mitigate against these conflicts, the government has been engaging the communities through integrative bargaining strategies. The county government in collaboration with the neighboring counties and national government agencies, has been supporting

peace building initiatives along the cattle rustling prone areas and promoting the use of ADR mechanisms. In addition, the county government will continue, in partnership with state and non-state actors, to improve road and telecommunication networks in an effort to open up the area and improve accessibility.

3.2.5 Lessons learnt

- Need to fully involve government and non-state stakeholders both in CIDP management at preparation, implementation, evaluation and reporting stages.
- Need to establish a development forum at the county level for all stakeholders for appropriate coordination and synergy.
- Sector Working Groups are key in supplementing citizens' priorities with technical guidance and thus their establishment, operationalization and sustaining them is very important.
- Need to guide citizens to appreciate the linkage between physical infrastructure and the 'software' requirements in forms of technical and capacities considerations.
- Need to classify projects into three categories; Ward level. County level and Flagship/transformative for ease of attaching funding responsibilities and resource mobilization strategies.
- Need to establish a data management and Monitoring and Evaluation framework to establish and update baselines, project management practices and citizen information and feedback mechanisms.
- Need to reform county public participation approaches to make them more representative in terms of regions and demography. These reforms may be in form of delegates who add up to the citizens who attend public participation forums on their own volition.
- Need to mainstream cross-cutting issues such as environment, youth, women, PWDs, DRR and HIV/AIDS.
- Need to operationalize automated systems in service delivery including activating and applying all the IFMIS modules.
- Need to be setting aside funds annually to acquire land for strategic investments and government establishments such as those related to cottage industries, value addition developments and other development interventions.



An appropriate utilization of various ICT platforms to facilitate and harness skills, innovations and business investments is vital for fast and efficient development.

4 COUNTY DEVELOPMENT PRIORITIES AND STRATEGIES

4.1 Introduction

This chapter highlights the possible potential growth areas, existing and proposed projects, strategies on enhancing county competitiveness and maps out strategic geographical locations. It also states the sectors' mission, vision and the sub-sector goals that guide the overall achievement of the sector's programmes and related activities. Furthermore, the chapter provides the budget in line with the programmes proposed for the 5-year plan. It also outlines the cross-cutting issues that affect all sectors in the county.

4.2 Spatial Development Framework

4.2.1 Identifying resource potential areas

The county has a lot of untapped resources and resource potential growth areas. These include natural resources mainly minerals such as fluorspar, the Cherangany Hills Ecosystem; a major water catchment area able to support agricultural activities, human settlement, and tourism activities. The topography of the county creates a potential for hydropower generation, provision of gravity water for domestic, livestock use and irrigation along the hanging valley and Kerio valley. The county's agro-ecological zones are also suitable for various agricultural activities including animal rearing, crop farming and irrigated agriculture.

4.2.2 Enhancing County Competitiveness

The county is renowned worldwide in sports for producing world record holders and champions, diamond league winners and winners of World major marathons and other athletic competitions. In addition, the high altitude areas are ideal for mild, long distance and marathon athletics training. These have endeared professional, elite and recreational athletes to pitch camp in the county for training in preparation for national and international events. To harness this unique potential, the CIDP 2018-2022 has planned for national and international mass sports and competitive sports events that will be implemented through collaborative approaches, adequate marketing and events packaging to leverage on sports tourism. In addition, extreme sports (Paragliding and Roller skating), adventure and recreation sports potentials will be exploited to enhance County competitiveness.

4.2.3 Modernizing Agriculture

This entails transforming agriculture from subsistence level to commercial enterprises through mechanization, promotion of irrigation, livestock breed improvement, value addition, enhancing market access and financial services. This will require major infrastructural investments including wool cleaning machines, honey processing machines, coffee pulping machines, potato and mango processing, milk cooling and processing plants and support to industrial park development. Other mechanisms include the provision of abattoirs, slaughterhouses, sale yards and multiplication centres to support the livestock production and improvement. The Agroecological Zones and Subzones are illustrated in Map 4.

4.2.4 Diversifying tourism.

Currently, the County is utilizing existing national game reserve as a major tourist attraction. However, there is potential to exploit other tourism niches including extreme sports, rich culture and sports tourism as well as supporting the development of curio shops, museums and snake parks. Map 5 shows the Guide for travellers.

4.2.5 Managing Human Settlements

The Kenya Vision 2030 projects that more than half of our nation's population will be residing in urban areas following the current population trends. Thus, the county will need to plan for decent and high-quality urban livelihoods for her residents. The National Spatial Plan creates a hierarchy of urban areas as national, regional and urban growth areas and anticipates the emerging metropolitan areas. This CIDP acknowledges the importance of managing human settlements in actualizing the county's development strategies. The county has 4 major urban areas namely: Iten, Kapsowar, Kapcherop and Kamwosor. The population in these urban centres is generally high during the day and has also been affected by rural-urban migration.

Upcoming urban areas such as Tambach, Tot, Chebiemit, Arror, Emsea and HZ will be developed and supported to promote balanced regional development and spur growth in other parts of the county. Rural growth centres will be rationalized and supported to act as central places and settlements clustered to free the rich agricultural land for irrigation in areas such as Arror and Endo. Further, human settlements will be developed in

Map 4: Agroecological Zones and Subzones

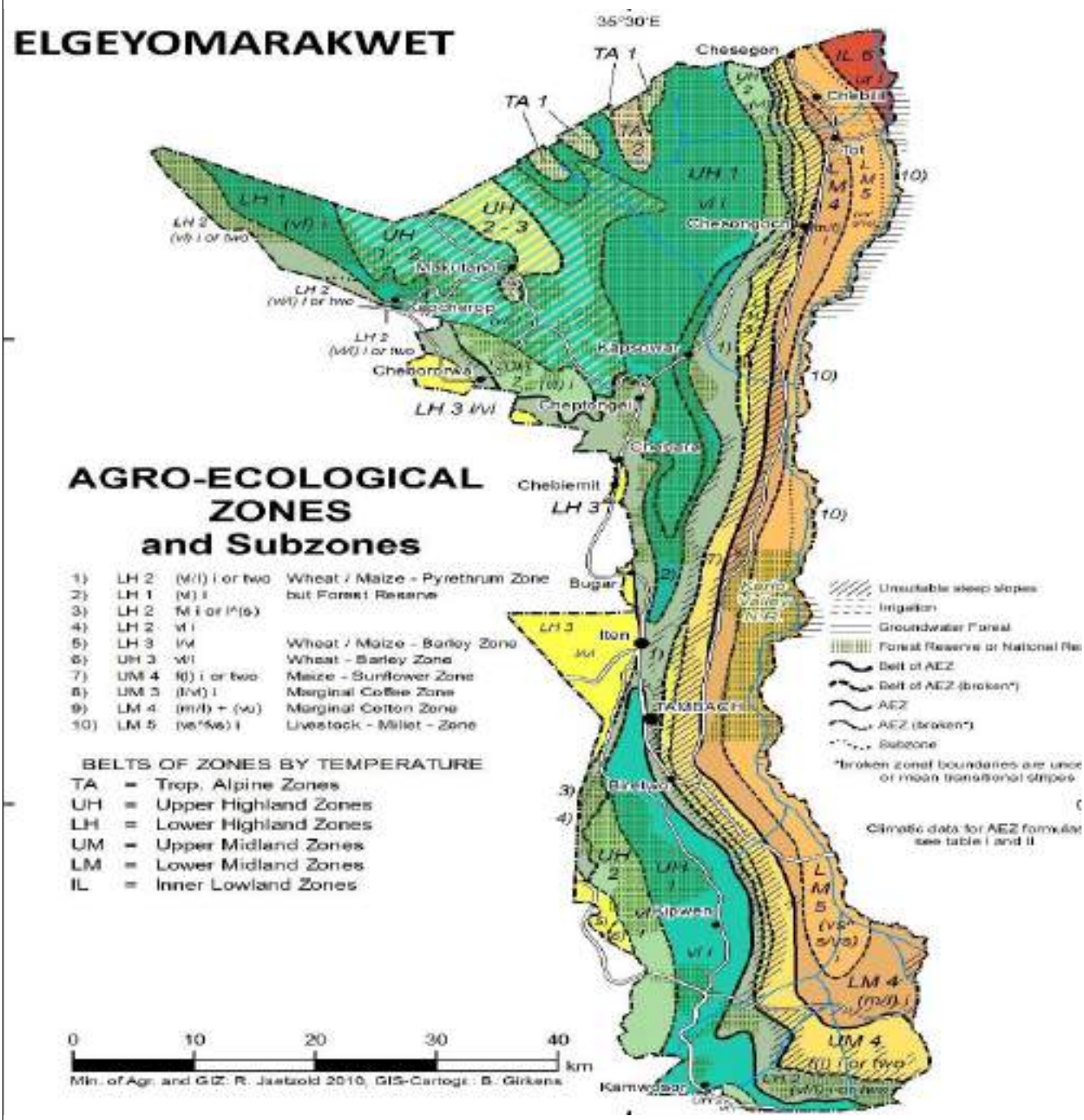

(Source: County Department of Agriculture and Irrigation,Elgeyo Marakwet County)

Map 5: Map of Tourist Attraction Site

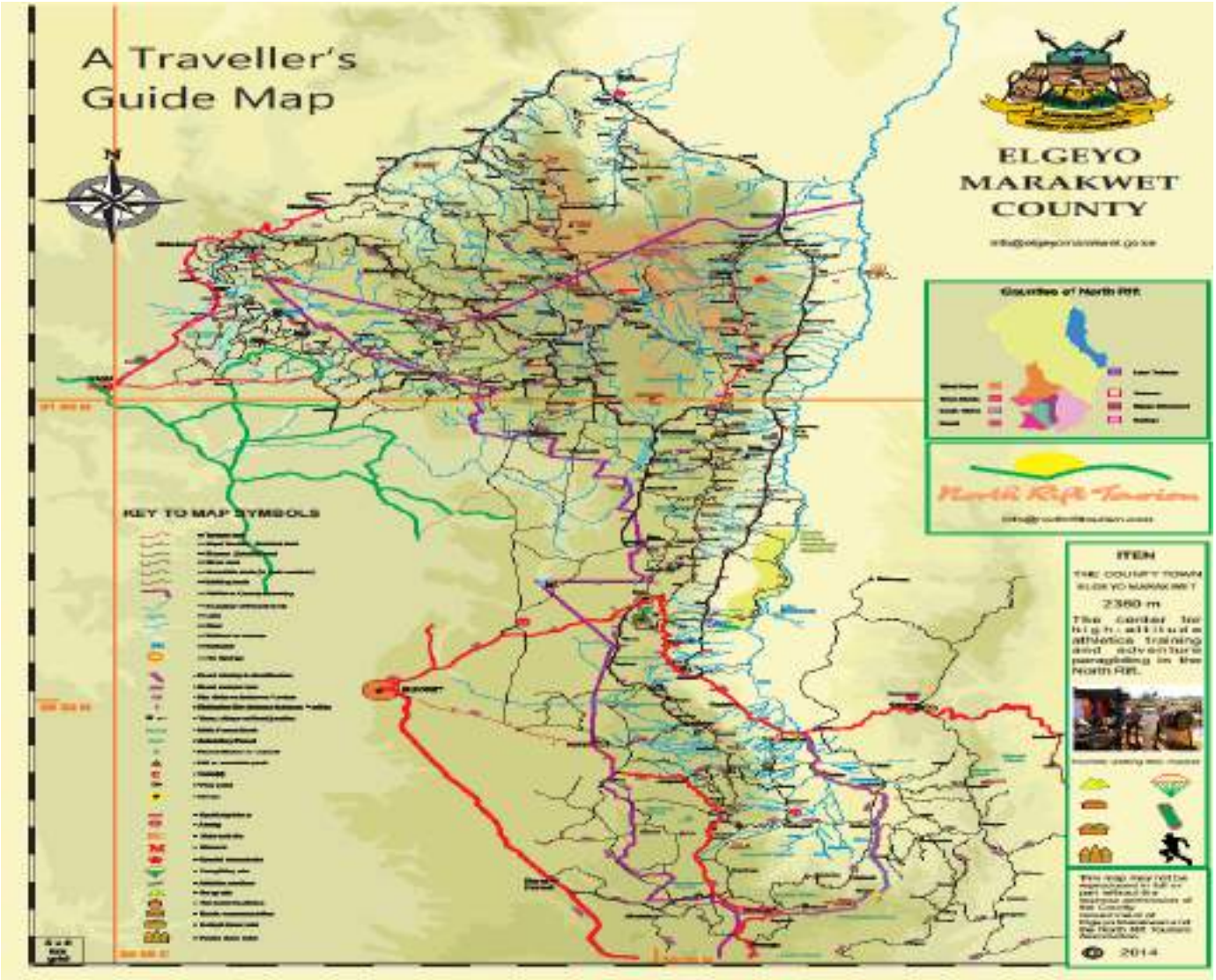

(Source: County Department of Tourism,Culture,Trade ,Wildlife and Industry)

consideration to environmental and natural resources to improve living conditions of residents. The management and governance of human settlements particularly in urban areas will be improved through the establishment of town committees to oversee their management. Existing informal settlements that have emerged around Iten town will be upgraded, and a mechanism put in place to prevent other unplanned settlements from emerging. This will be further bolstered through management of peri-urban development to control and contain urban growth within its limits and protect rural land uses.

4.2.6 Protecting the Natural Environment

The county will strive to enforce existing legal directives geared towards protection of the natural environment for the benefit of present and future generations. Further, the county government will establish systems of environmental impact assessment, environmental audit and monitoring of the environment; eliminate processes and activities that are likely to endanger the environment including charcoal burning, farming on fragile zones and forest encroachment. Alongside the legal framework, all environmentally sensitive areas will be protected and utilized in a sustainable manner through annual tree planting program on Wetlands, Forest Ecosystems and escarpment. The proposed county Spatial plan will control land uses and locate all the county's environmentally fragile zones and prioritize protection and conservation of the environmentally sensitive areas.

4.2.7 Transportation Network

An effective transportation network is essential for the improvement of county's economy. Transport plays a great role in all key sectors of the economy through the flow of goods and human capital, it also links urban areas spurring urbanization. Unfortunately, the transport network is highly inadequate for the

county's mobility needs and competitiveness. This CIDP acknowledges the importance of an integrated transport network in actualizing the development strategies. As at 2017, the county had a total road network of 2,060.64 KM of which 374.84 KM is Bitumen (178 KM is under construction and is expected to be complete by 2020), 1,121.4 KM is gravel surface, and 564.4 KM is earth surface.

The county is naturally divided into three geographical areas with different economic potential namely:

- The agriculturally rich highlands- This area produces dairy milk, potatoes, horticultural produce and cash crops such as tea.
- The hanging valley- This area hosts the Paragliding tourism and honey harvesting.
- The Kerio valley- This area has a high potential for irrigated agriculture (Kabonon-Kapkamak, Kipchukuku and Tot-Kolowa irrigation schemes), Mango, honey production and hosts Rimoi national game reserve.

The realization of an adequate spatial transport network that interconnects above potential areas to markets is of great importance to ensure economic activities in those areas are fully tapped to improve the livelihoods of the people and economic base of the county. Roads within irrigated agricultural areas need to be in all-weather status to enable farmers transport farm inputs and produce throughout the year. Roads connecting tourism sites and within Rimoi national game reserve also need to be all weather to allow tourists access all attractive scenic areas conveniently.

Challenges facing transportation network in the county include; inadequate funding yet the sector requires heavy capital investment for the development of effective transportation systems; difficult terrain connecting the three-topographical zones and frequent landslides during the rainy season that render most roads impassable. To enhance transportation network, the county government will; increase funding for road construction and maintenance; construct new roads; expand and maintain existing roads; liaise with other government organizations including KeNHA, KeRRA, KURA, KRB,KFS, development partners and private investors to contribute towards road infrastructure development; construct non-motorized transport facilities, improve drainage along the roads and allocate funds for emergency redress mechanisms. Map 6 shows the county's major road network.

Map 6: Major Road Network the County

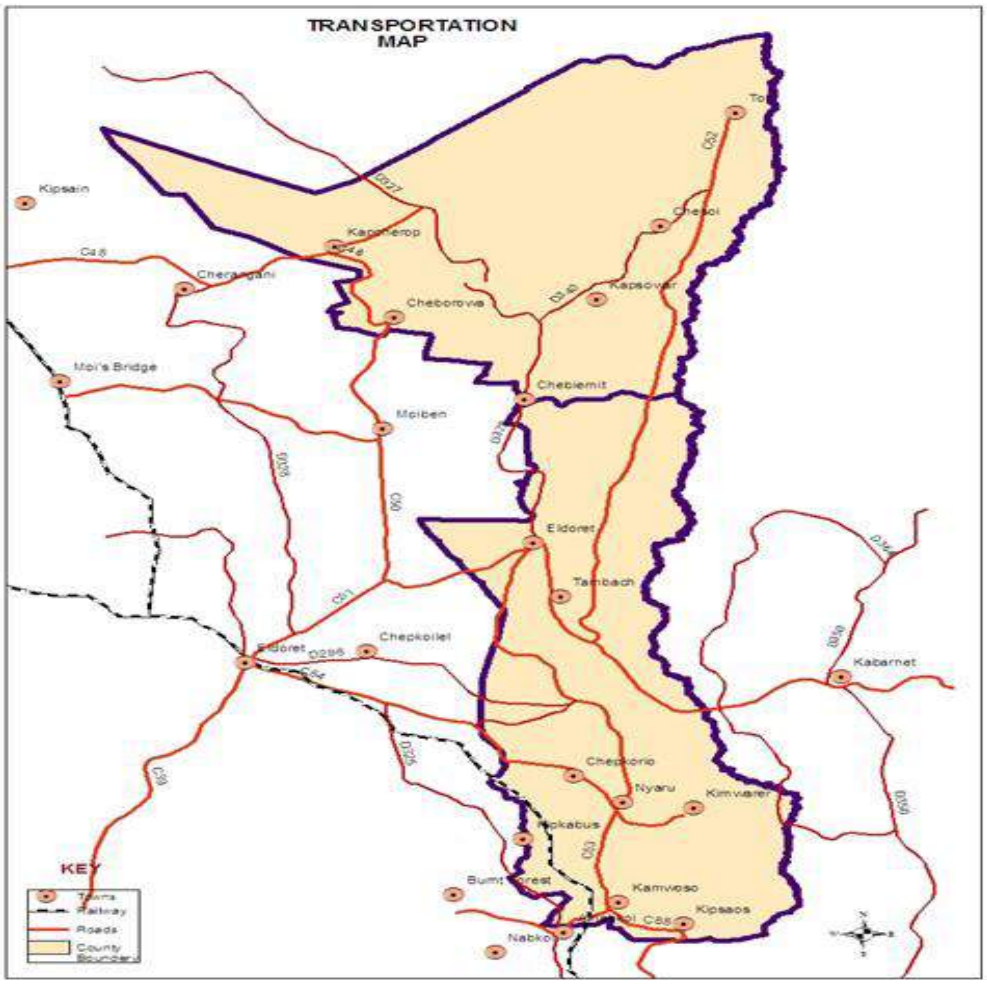

(Source: County Government Department of Roads, Transport, Public Works and Energy, 2018 Reports)

4.2.8 Provision of appropriate infrastructure

This CIDP desires a county firmly serviced through a network of water, energy, ICT, health, education and sanitation facilities. To achieve this, this CIDP will lay emphasis on;

Health: Develop healthcare facility infrastructure within the County that supports timely, competent, and effective health care delivery system with appropriate health care diagnostics and treatment, medical drug distribution, and access to care by county residents. This will be achieved by refurbishing and upgrading county healthcare facilities which also includes health technology. This is aimed at improving out-patient healthcare delivery systems focusing on specific deficient facility components. The improvements encompass primary and speciality care clinics, health screening rooms, medical drug distribution rooms, pharmacies, laboratories and medical support spaces such as health records. The county health facilities are distributed in the county as shown in map 7.

Map 7: Health facilities in the County

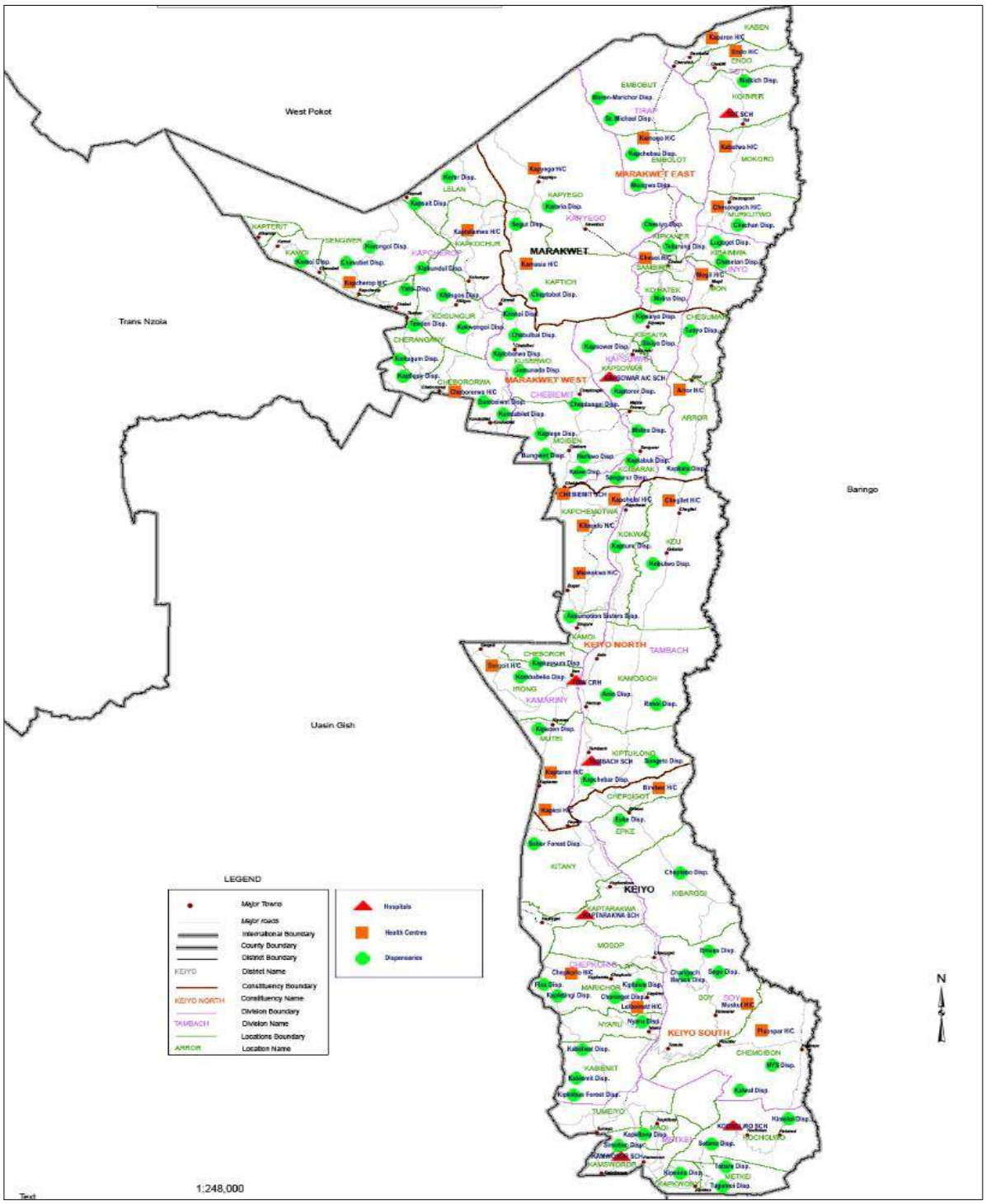

(Source: County Government Department of Health and Sanitation Reports, 2018)

Education: Education infrastructure enhances a conducive learning environment necessary for acquisition of knowledge, skills and competencies. In 2017, the GER in pre-primary education was 74.6% which is slightly below the national average of 76%. This reveals a slightly lower access to pre-primary education which is partly attributed to inadequate safe and conducive environment. This low enrolment rates is also experienced in VTCs and is partly attributed to inadequate infrastructure for quality provision of quality training. The county government will continue to invest in infrastructure upgrade both in pre-primary centres and vocational training centres to bridge the existing gaps shown by pupil-classroom ratio. These will include construction of classrooms, workshops and dormitories.

Sports: Sports infrastructure is the hallmark of talent development as it creates the optimal and appropriate opportunity to identify, nurture and develop talents of potential athletes. Consequently, availability of standard sports facilities increases hosting of high-level sports events that will improve the County image and position it for investments. This CIDP acknowledges this and targets to increase access to standard sports facilities from 5 to 40 %.

Water: The county will establish water infrastructure and water management structures to accelerate the provision of water to all residents of the County.

Irrigation: Through county and PPP initiatives, the county will promote development of irrigation infrastructure to harness the untapped potential for irrigated farming especially in Kerio Valley. The main focus will be maintenance of existing schemes and development of modern infrastructure.

Sewerage Systems: The establishment of sewerage systems and waste management facilities will be promoted to improve sanitation in human settlements in the urban areas. The County collects only 1.5 % of the solid waste generated by the households. The low level is attributed to lack of solid waste infrastructure and legal framework. As at 2017, there was no sewerage system in all urban centres, to address this and the county will endeavour to put in place appropriate sewerage systems and solid waste management mechanisms.

Tourism: Rimoi game reserve will be improved through the opening of new roads and proper maintenance of existing ones. For proper management and park security, gate and watchtower facilities will be provided as well as the development and maintenance of the electric fence.

Energy: The county will promote the use of clean energy in the county through seeking partnerships to conduct feasibility studies for wind and solar energy with the aim of harnessing the enormous potential. The county also plans to establish biogas systems, following the improvement of livestock production.

4.2.9 Industrialization

The Vision 2030 aims to transform Kenya into an industrializing "middle income country, providing a high-quality life to all its citizens by the year 2030"and have Kenya develop into a rapidly industrializing nation. The Second Medium Term Plan focuses on an export-led growth strategy through the establishment of Special Economic Zones(SEZs), industrial clustersand SME parks. This CIDP recognizes that the industrial sector is a potential growth driver because it enjoys strong forward and backward linkages with otherimportant economic sectors such as agriculture and services, offers high prospects for employment creation especially in labour-intensive industries.

Consequently, this CIDP envisages developing the sector through provision of requisite physical infrastructure, provision of land for industrial development and creating partnerships for investments. Table 34 shows county spatial development strategies by thematic areas.

Table 34: County Spatial Development Strategies by Thematic Areas

Thematic Area	Overview/ Current Status	Policy Strategy	Potential Geographical Areas	Lead Agencies/ Departments
Resource potential growth	Automation of revenue collection at pilot stage.	• Map out and develop revenue potential for the county	• County-wide	• County Government, • MDAs, • Development Partners
	Some revenue streams are difficult to enforce	• Outsource revenue collection e.g. land rates • Formulation of laws, policies and establishment county court	County-wide	• County Government, • KRA, • Compliance and Enforcement Unit
	Weak partnership and collaboration framework	• Forge more partnerships regionally, nationally and internationally. • Develop a coordination framework for partner collaboration	County-wide	• Economic Planning
Enhancing county competitiveness	• High Altitude, High Concentration of World beating athletes, • untapped talents, Unique terrain, hospitable Community • And unexploited tourism opportunities •	- Harnessing and maximizing the utilization of our unique terrain and altitude. - Initiating defined extreme sports, adventure and Recreation activities. - Optimize the potential of Rimoi Game Reserve - Establish the Cable Car Project Operationalize tourism sites and geoparks - Promote investment ventures	County-wide	County Government, National Sports Federations, National Sports Associations, National government agencies, Development partners
Modernizing Agriculture	• Reliance on rain-fed agriculture, • Low productivity, • Poor post-harvest management, • Low value addition, • Undiversified staples and • Limited market access	• Promote irrigated agriculture • Promote high value crop and livestock enterprises • Promote post-harvest management and value addition • Enhance market linkages and access	• Irrigated agriculture along Kerio Valley and other water scarce areas • county-wide depending on existing opportunities for specific VCs	• Relevant County Government Agencies • National Government Agencies • Development Partners • Non-State Actors
Diversifying Tourism	Low uptake of tourism ventures by local community Inadequate bed capacities at Kerio Valley Game Reserve	- Enhance niche product development e.g. sports and cultural tourism - Promote PPP for development of ecologdes - Promote expansion and opening of new tourism sites and geoparks	High altitude areas and culture rich zones Rimoi game reserve Tourism potential sites	• Relevant County Government departments

Thematic Area	Overview/ Current Status	Policy Strategy	Potential Geographical Areas	Lead Agencies/ Departments
Managing Human Settlements	The county has 4 major urban areas; Iten has township status and is also thecounty headquarters. Human settlements in major urban centers are sprawling and require zoning guidelines	- Prepare and implement zoning guidelines for all major urban areas - Align zoning guidelines with environmental and natural resource conservation policies - Plan and control development in the urban growth areas - Develop a spatial data for land uses in the county	Iten Township Kapcherop Kapsowar Kamwosor All other major urban centers	PSM
Protecting the natural environment	Encroachment of springs and wetland Illegal logging and deforestation Charcoal burning Over grazing Farming on beyond maximum allowable gradient Forest fires Encroachment on riparian reserves	Mapping and protecting wetlands and springs. Enforcement of existing laws and regulation on logging Enforcement of the Agricultural Act on maximum allowable gradient. Planting of indigenous trees and bamboo on riparian reserves	Escarpments, along riparian reserves, hill tops, farms	KFS, Agriculture, NEMA, WRA, WRUA, Lands and Public Administration, Meteorological Department, Department of Environment, WSTF
Transport network	All weather roads- 1,496.15 KM Bitumen-374.84 KM (of this, 178 KM are Ongoing works) Gravel roads- 1,121.4 KM Earth roads- 564.4 KM There are no funds allocated for emergency road works	• Upgrading existing gravel roads • Maintaining gravel roads to optimal levels. • Opening new roads to improve accessibility to all economically rich areas. • Allocate emergency funds to address emergencies	The Agriculturally rich highlands-Dairy, horticulture, potatoes Kerio valley- Irrigation agriculture, fruits & honey. Hanging valley- Tourism & honey	KeNHA. KeRRA. KURA. KRB KFS. KWS
Providing appropriate infrastructure	**Sports & ICT Infrastructure** Kamariny International Stadium development. 51 Ward Sports fields upgraded. Access to standard sports facility is at 5% 3 ICT Centres Operationalized, One Completed and 18 ICT under construction.	Improve access to standard Sports facilities by 40% Completion and operationalization of ICT Centres Enhance network connectivity	Across the County	County government National government agencies Development partners
	Water supplies and sanitation	-Construction of new water supplies and rehabilitating existing water projects	All the wards and Urban centres within the county	County government

Thematic Area	Overview/ Current Status	Policy Strategy	Potential Geographical Areas	Lead Agencies/ Departments
	High cost of operations and maintenance of equipment. Low level of water coverage Absence of conventional sewerage system Diminishing water sources Conflict over water resources Water pollution Lack of appropriate technology on maintenance of water supplies.	Alternative cost-effective sources of energy in water supply Protection of water catchment areas Promote water conservation through metering Construction of water pans/dams and Promoting roof harvesting at institutional and household level Training of project management committee Establishing sewerage system in urban areas.		, Lake Victoria Water Service Board, Rift Valley Water Service Board, NEMA, WRA, NCCK, World Vision Kenya, WSTF, Kenya Red Cross Society, WRUA, WASREB National Government, National water corporation and other development partners
	Solid waste management No solid waste designated dumpsites. Lack of infrastructural facilities. No trained personnel.	Construction of recycling plant and incinerator Purchase of land for dumpsites Purchase of garbage trucks and exhauster Capacity building staff on integrated solid waste management	All urban centres and peri-urbans centres	Department of water, environment and climate change, CBOS, NGOs, National government, and line department
	Health Inadequate requisite infrastructure for comprehensive basic health care. Shortage of essential medicines and medical supplies. Inadequate emergency transportation. Lack or inadequacy of a rapid referral system. Low coverage of health insurance. Rise of cancer; hypertension, heart diseases and diabetes. Rise in road traffic accidents causing injuries and death. Micronutrient deficiency disorders for children and under-fives;	Scale up of Community Health High Impact Interventions Improve Access to Referral Systems Upgrade existing health facilities Carry out quantification of medical supplies Enroll residents to NHIF Screening for non-communicable diseases Provision of rapid evacuation ambulances from accident scenes Rehabilitate malnourished children	County-wide	County/National government, and development partners

Thematic Area	Overview/ Current Status	Policy Strategy	Potential Geographical Areas	Lead Agencies/ Departments
	Education Infrastructure 0. Dilapidated and inadequate ECDE infrastructure. 1. Inadequate Vocational Training Infrastructure	2. Construct and equip standard pre-primary centers where they have not been done 3. Construct workshops, and classrooms in the VTCs 4. Construct and equip dormitories/hostels	Across the county	• County Government • Development partners
	Energy Electricity access in the county is at 30.38 %. • Hydroelectric dams (Talaal and Arror) are at initial stages of implementation. • Fire services are not established.	• Renewable energy prefeasibility studies • Provision of Effective Street lighting • Increase access to electrical energy through reticulation • Operationalize fire services in two main urban areas	• Solar energy along the Kerio Valley. • Wind Energy along the highlands escarpment • Hydro electric energy in river falls along the escarpment • Geo thermal energy in hot springs areas (Kureswo)	• County government • KPLC • KVDA • KETRACO • REA • GDC •
Industrialization	5. The county has a high rate of youth unemployment 6. Lack of industrial and processing zones 7. Unexploited potential in cottage industry	8. Promote youth empowerment through training to ensure they are ready for the Job market. 9. Develop incubation centres in VTCs to prepare the youth for the Job market 10. Promote PPP to establish special export processing zones and industrial parks 11. Establishment of cottage industries and home craft	Across the county Kerio Valley, Chebara, Kapsait, Kaptagat and Bugar Endo, Soy, Soy South, Arror, Bugar, Emsoo	• County Government. • Development Partners • National Government Agencies

4.3 Natural Resource Assessment

This section discusses the major natural resources found within the county.

Table 35: Natural Resource Assessment

Name of Natural Resource	Dependent Sub-sector/Units	Status, Level of Utilization & Scenarios for future Opportunities	Opportunities for optimal utilization	Constraints to optimal utilization	Sustainable Management strategies
Solar energy	Tourism Trade Water & Environment Agriculture	Not yet utilized, but there is high potential along Kerio valley	Fencing/Lighting Rimoi game reserve. Utilization in the irrigation schemes to pump water, dry and process produce	Lack of policy framework. Inadequate funding Lack of survey and baseline data	User charges. Technological upgrade Partnerships
Wind energy	Tourism Trade Water & Environment Agriculture	Not yet utilized, but there is high potential along the hanging valley	Utilization in the Households and agro-processing industries	Lack of policy framework. Inadequate funding Lack of survey and baseline data	User charges Technological upgrade Partnerships
Murram	Water, Housing, Roads and infrastructure	Very high demand and limited deposits	It is at its optimum stage -Readily available and cheap	Inaccessible roads and caving of areas Communal land ownership	Build accessible roads. Fast track land adjudication
Fluorspar	Trade, industrialization and tourism, Infrastructure,	Minimum exploitation, there is potential for improvements	Change of ownership	Lack of market land belonging to community hence compensation to private land owners	Market research
Building stones	Water, Housing, Roads, and infrastructure,	Very high.	Miners to form cooperatives to avoid exploitation by middle men	The quarries are owned by individual farmers making it difficult to control	Train and assist the miners with blasting materials.
Surface and Ground water	Water, Health, Agriculture,	Surface water highly exploited but ground water requires more exploitation for optimal utilization	Can support more food production through irrigation	Inadequate funds	Protection of catchment areas, river banks and water conservation measures like metering, water harvesting and modern irrigation

Name of Natural Resource	Dependent Sub-sector/Units	Status, Level of Utilization & Scenarios for future Opportunities	Opportunities for optimal utilization	Constraints to optimal utilization	Sustainable Management strategies
					technology. Equip Boreholes with solar power.
Flora and Fauna	Agriculture, livestock, Tourism, Health	Underutilized	Traditional medicine, Eco-tourist attraction, Bee keeping	Lack of research/disseminated information Communal land ownership No regulation on utilization of flora and fauna.	Establishment of botanical gardens Need for research on existing herbal plants Need to develop regulatory framework on utilization of flora
Land	All sectors	High potential areas well utilized due to secure land tenure, but in low potential areas is underutilized.	Fertile soils in the lowland areas can be well utilized through irrigation	Inadequate rainfall Communal land ownership in parts of the county	Supply irrigation water Fast track land adjudication
Hills and Escarpment	Tourism, Agriculture, water	Underutilized Subject to degradation Farming beyond allowable gradient	Natural topography favours paragliding and tourism Establishment of forest cover	Environmental degradation Encroachment Landslide/rock fall	Marking and developing plans for escarpment in Spencer lines Terracing and agro-forestry Resettlement within the escarpment
Marble	Trade, public works and KVDA	Low utilization and needs optimum usage	Setting up marble plant	Located in communal land	Mapping the extent of the marble and market research
Gold deposits	Trade, Industrialization	High demand but very little deposits	Applying mining techniques	Poor mining techniques Illegal abstraction of gold deposits	Carry out exploration and mapping for gold deposits Issuance of mining license
Oil Deposits	Water environment and natural resources, trade	Under intensive exploration	Setting up refinery Land owners need to be compensated	Land ownership Amount of deposits uncertain Insecurity along the Kerio valley	Sensitization of community
Sand	Water, Environment, Finance	Large deposits available	Carry out EIA on sand harvesting sites	Lack of regulatory frame work	Mapping sand harvesting zones within the county

Name of Natural Resource	Dependent Sub-sector/Units	Status, Level of Utilization & Scenarios for future Opportunities	Opportunities for optimal utilization	Constraints to optimal utilization	Sustainable Management strategies
			Establishing sand harvesting sites		
Rivers (Kimwarer, Arror, Embubut, Kerio, Moiben)	Agriculture Livestock Tourism Forestry Water	Utilized for domestic, irrigation and wildlife Declining water quantity and quality	Promote blue economy including tourism Climate Smart Agriculture Efficient irrigation	Encroachment on catchment areas Pollution on river upstream Weak enforcement of water conservation	Develop enforcement mechanism Water user association Building capacity of communities
Wildlife (Rimoi Game Reserve)	Tourism Environment and Natural Resources	Low tourism utilization Enhanced wildlife conservation	Promote PPP on wildlife conservation and tourism development	Competing enterprises leading to human-wildlife conflict	Promote community conservancies Develop friendly policies
Forests	Water Tourism Agriculture Livestock	Over-exploitation (logging and charcoal burning) Low utilization of tourism opportunities	Herbal medicine Apiculture Eco-tourism (Conservancies and nature trails)	Forest fires Encroachment by communities	Formation of Community Forest Associations Develop policy and legal framework on utilization of forest products

4.4 Development Priorities and Strategies

This section provides information on the development of priorities for all the five sectors in the county. It further provides priorities, programmes and projects for each sub-sector as it aligns to the Kenya Vision 2030, MTP III, County Transformative Agenda/long-term strategic plans, as well as strategies identified in the spatial development framework. The sections also aim at aligning the priorities in fulfilling Article 56 of COK, achieving the aspirations of Sustainable Development Goals (SDGs) and African Union Agenda 2063 among others.

4.4.1 Infrastructure Sector

4.4.1.1 Sector Introduction

The infrastructure sector is charged with the responsibility of developing infrastructure including roadworks, bridges, footbridges, public works and street lighting.

4.4.1.2 Sector Composition

The sector is comprised of the following three directorates/sections;

1. Roads &Transport.
2. Public works.
3. Energy section.

4.4.1.3 Vision and Mission

Vision:

An excellent provider of reliable, sustainable, cost-effective infrastructure and clean energy

Mission:

To provide efficient and reliable infrastructure, and clean energy through construction, modernization, rehabilitation and effective management for sustainable socio-economic development

4.4.1.4 Sector Goals

The sector strives to achieve four main goals namely:

i. Improved access leading to the mobility of traffic.

ii. Reliable appropriate infrastructure development.

iii. Attain prompt response to fire emergencies.

iv. Increased access to energy source/electricity.

These goals will be achieved through the following;

- Design, construction, rehabilitation and maintenance of county infrastructure.
- Provision of an efficient and effective fire emergency response system.
- Development and maintenance of Government/ Public/Institutional buildings.
- Installation of street lights in urban areas.
- Purchase and Maintenance of county equipment.

4.4.1.5 Mainstreaming of Cross Cutting Issues

The sector of infrastructure will mainstream cross cutting issues as summarized in Table 36.

Table 36: Cross-Cutting Issues

Issue	Impacts	Adaptation Measure	Mitigation Measure
Climate Change& disaster occurrences	• Torrential rains accompanied by floods can destroy roads, bridges, railways and other transportation and communication infrastructure. • Landslides and rock debris render roads impassable. • Extreme weather events such as rainstorms destroy public buildings and causes storm water. • Hydropower potential has dramatically reduced during the past 20 years due to destruction of water catchment areas.	• Climate-proof designs approach. • Geotechnical Site Investigations (GSI) to determine appropriate sites for infrastructure development. • Allocate funds for emergency rehabilitation • Factoring in maintenances component in all infrastructural funds. • Promotion of renewable sources of energy	• Encouraging Non motorable modes of transport by creating bikeways, and pedestrian walkways. • Gabion installation and tree planting along embankments prone to landslide.
HIV & AIDS	• Increased incidences of HIV/AIDS infections during road construction. • Reduced labour force.	• Encourage and support use of Anti-retroviral drugs • Adoption of healthy behaviours	• Initiate counselling and testing programs, • Promote condom use for prevention
Gender & Vulnerable groups (Youth, women & PWD'S)	• Low access to government procurement opportunities.	• 30% Access to Government Procurement Opportunities (AGPO) reservation to vulnerable groups • Exemption from 2% bid bond requirements	• Avail information to the concerned groups. • Capacity building of the vulnerable groups.

4.4.1.6 Sector Development Needs, Priorities and Strategies

Table 37: Sector Development needs, Priorities and Strategies

Programme	Needs	Strategy
Roads Improvement	• Accessibility to all areas for easy mobility of people, goods & services • Emergency funds to address disaster occurrences • Need of roads construction equipment • Need for baseline data • Need for materials testing lab	• Upgrading existing gravel roads to bitumen. • Maintaining gravel roads to optimal levels. • Opening new roads to improve accessibility to all economically rich areas. • Data collection for planning • Purchase of new equipment. • Construction of a materials lab.
Public Works	• Appropriate building technology center • Need for operational fire services • Maintenance of government buildings.	• Operationalize fire services • Establishment of appropriate building technology center. • Design safe, sustainable infrastructures.
Energy	• Data on renewable energy source. • Need to increase electricity coverage. • Improve trade and security at night.	• Energy prefeasibility Study • Development and promotion of clean Energy • Provision of Effective Street lighting • Harnessing Wind, Solar and hydro electric energy • Increase access to electrical energy through reticulation

4.4.1.7 Sector Programmes

Table 38: Sector Programmes

Programme: Public works									
Objective: 1. To design, develop, maintain and rehabilitate safe and cost effective public buildings and other works. 2. To prevent, mitigate and respond to fire emergencies									
Outcome: 1. Improved efficiency and effectiveness in project management 2. Improved response to fire emergencies									
Sub Programme	**Key Outputs**	**Key Performance Indicators**	**Baseline 2017**	**Cumulative Targets**					**Total Budget (Kshs)**
				Year 1	**Year 2**	**Year 3**	**Year 4**	**Year 5**	
Public Works	Climate proof building designs	% of public buildings with climate proof designs	50	55	60	65	70	75	2,000,000
	Projects managed	% of buildings with PWD access facilities	50	60	70	80	90	100	2,000,000
		% of projects managed	60	65	70	75	80	85	20,000,000
	Footbridges Designed & constructed	No. of footbridges designed and constructed	14	24	34	44	54	63	61,500,000
	ABT Centres & Materials testing lab established	No. of equipped ABT Centres & materials lab established	0	0	0	1	1	1	10,000,000
	Fire stations established	Number of fire stations operationalized	0	1	1	1	2	2	120,000,000
	Total								**215,500,000**

Programme: Roads Improvement									
Objective: To Design, develop, maintain and rehabilitate county road infrastructure, enhance Road safety and mobility for economic development									
Outcome: Improved Accessibility Expanded road network									
Sub Programme	**Key Outputs**	**Key Performance Indicators**	**Baseline 2017**	**Annual/Yearly Targets**					**Total Budget (Kshs)**
				Year 1	**Year 2**	**Year 3**	**Year 4**	**Year 5**	
Urban road works	Urban Roads upgraded to tarmac standards	KM of tarmacked roads	0.84	3.84	7.84	11.84	15.84	19.84	1,188,000,000
	Urban Gravel roads maintained (annually)	KM of graveled roads	35.4	32.4	28.4	24.4	20.4	15.6	12,390,000
	Car-Park areas established	No. of car parking slots	60	0	60	0	80	100	5,760,000
	Walk ways	KM of walk ways constructed	2.0	4.0	5.8	5.8	7.6	7.60	10,800,000
Rural road Works	Roads upgraded to tarmac standards	KM of tarmacked roads	373.2	443.2	513.2	583.2	653.2	723.2	17,500,000,000
	Rural Gravel Roads Maintenance (annually)	KM of graveled roads	590	400	400	400	400	400	1,584,460,000
	Newly surveyed and opened roads	KM of newly opened roads	258.4	438.4	618.4	798.4	978.4	1,158.4	1,001,800,000
	Bridges constructed	No of bridges	4	7	12	18	23	30	132,000,000
	Roads equipment purchased & maintained	No of roads equipment	19	20	21	22	23	24	131,000,000
	Climate proof Roads structures (pilot)	No of structures designed	0	3	2	2	2	2	500,000
	Roads rehabilitated	% cases of roads affected by landslides/floods rehabilitated	100%	100%	100%	100%	100%	100%	25,000,000
	Road side Soil erosion prevention	Area of roadside planted with vetiver grass/ Trees (M^2), annually	1,600	500	500	500	500	500	250,000
	HIV & AIDS awareness campaigns	No of HIV & AIDS awareness campaigns organized	40	20	20	20	20	20	10,000,000
	Total								**21,601,960,000**

Programme: Energy									
Objective: To connect all households with electricity and light all urban areas									
Outcome: Increased access to electricity coverage									
Sub Programme	**Key Outputs**	**Key performance Indicators**	**Baseline 2017**	**Cummulative Targets**					**Total Budget (Kshs)**
				Y 1	**Y 2**	**Y 3**	**Y 4**	**Y 5**	
Energy	Data collected for renewable energy sources	No of pre-feasibility studies done	0	0	1	1	2	3	30,000,000
	Households & facilities connected with electricity	% HHs connected with electricity segregated by headship	30	40	50	60	70	80	8,400,000,000
	Towns with functional street lights	Number of towns with KPLC street lights	13	37	61	85	109	133	129,000,000
	Total								**8,559,000,000**

4.4.1.8 Cross-Sectoral Implementation Considerations

Table 39: Cross-sectoral impacts

Programme Name	**Sector**	**Cross-sector Impact**		**Measures to Harness or Mitigate the Impact**
		Synergies	**Adverse**	
Road Works	All Sectors	• Soil erosion control, • Access to resource harvesting areas • Accessibility to health facilities & residential areas • Accessibility to farms and markets • Good /safe training tracks and lanes for athletes, • Access to schools, tourism sites& government institutions	• Environmental degradation, • Air and water pollution, • Landslides/disasters • Improper road marking & signage may lead to accidents. • Health complications due to dust • Crop destruction by dust and storm water • Un-Demarcated pedestrian walkways, athletes training lanes and motorized traffic lanes may lead to frequent accidents • Traffic jams leading to high operating costs and loss of time	• Fencing off & tree planting on used quarries, • Soil erosion control measure on drains, • Grass &tree planting on landslide areas, • Gabion erection on landslide prone areas. • Stone pitching, • Channeled storm water drainage. • Watering during construction to limit dust, • Use of protective gear during construction, • Watering during construction to limit dust, • Channel storm waters away from water courses • Clear Demarcation of pedestrian walkways, athletes training lanes and motorized traffic lanes to curb accidents/conflicts. • Create overpasses for pedestrian crossing

Programme Name	Sector	Cross-sector Impact		Measures to Harness or Mitigate the Impact
		Synergies	Adverse	
				• Build more bypasses/dual carriage ways to ease movement of traffic. • Proper road marking & signage. • Adherence to road safety & traffic rules
Public Works	All Sectors	• Climate proof designs • incorporate water harvesting &lightning arresters in designs, • Storm water control in densely built up are	• Structures not well-designed leading to collapse. • Storm water in densely built-up areas • Fire emergencies	• Promote appropriate technology during design. • Construct storm water drainage systems • Climate proof building designs • Strict supervision to specifications • Establish a fire station
Energy	All Sectors	• Facilitates pumping water to high areas that cannot access water with gravity • Powering Public facilities • Provision of power to agricultural cottage industries •	• Pollution from non-renewable energy. • Vandalism of street lights • Charcoal burning reduce forest cover greatly affect environment. • Damming water for hydroelectric power may reduce downstream water flows. • Power shortages& fluctuations affect service delivery.	• Land use planning and management • Enforcement of environmental policies and laws that promote sustainable use of resources • Total ban on use of charcoal and firewood as the primary source of energy. • Investing in renewable energy i.e. Wind, Solar and Bio gas to enhance sustainability.

4.4.2 Social Protection and Empowerment Sector

4.4.2.1 Sector Introduction

The social sector covers all segments of the entire population. These groups encounter several challenges ranging from illiteracy, health care, unemployment, mis-match of relevant skill sets and drug and substance abuse. This sector aims to enhance social inclusion and equal opportunity for all, enabling active participation in all aspects of life hence providing impetus in achieving gains in health, education, employment and improved livelihoods.

In the education sub-sector, a significant number of school-going children are not enrolled in learning institutions and lack nutritional support. The youth who are the majority of the labour force are either unemployed or lack relevant skill sets, while women lack sufficient empowerment support in accessing credit and other means of production.

4.4.2.2 Sector Composition

The sector is comprised of Education and Technical Training and Sports, Youth affairs, ICT and Social services sub-sectors.

4.4.2.3 Vision and Mission

Vision

An empowered citizenry for social transformation leading to improved living standards, equity and social inclusion.

Mission

To promote quality education, sports, talents and integration of technology for socio-economic development.

4.4.2.4 Sector Goals

1. To ensure the full realization of social and civil rights, as well as improved livelihoods of citizens with a particular focus on vulnerable, marginalized and special interest groups for sustainable development.
2. To achieve this goal, the sector sets out a number of programs which include pre-primary education, technical and vocational education and training, sports development, social empowerment, Social protection and ICT.

4.4.2.5 Mainstreaming Cross-Cutting Issues

Cross-cutting issues will be mainstreamed as summarized in the Table 40.

Table 40 : Cross-Cutting Issues

Issue	Possible Impacts/Risks	Adaptation Measures	Mainstreaming Strategies
Climate Change	Increased vulnerability of most at risk groups; women, youth, children and PWDs	Climate resilient Livelihoods	Advocacy, Sensitization, Mobilization and Campaigns on Climate Resilient Practices and environmental conservation.
Gender& PWDS	Economic Marginalization of PWDs & Women in property ownership and leadership. High illiteracy among women and PWDs due to negative attitude Prevalence of GBV and FGM Inadequate market linkages for women and PWDs who own enterprises due to poor infrastructure. Low entrepreneurial culture among women and PWDs Illicit brewing by Women Low access to TVET and Pre-primary education Low access to Government Business Opportunities Low access to Credit Skewed enrollment towards the males in VTCs	Gender mainstreaming Socio-Economic Empowerment for Women, Youth and PWDS Equal opportunities Social Protection	• Formulating Women, Youth Empowerment Policy • Establish Rescue Centre for GBV and FGM • Undertake Behavior Change initiative for Illicit Brewers • Supply of Supportive and Aiding Devices • Streamline Gender Disaggregated Data • IGAs for Women and PWDs • Training, Sensitization and mobilization on Gender, PWDs and • Establish Social protection medical scheme • Establish Gender working groups • Targeted Scholarships/bursary for the girls and PWD in TVET • Mainstreaming special education needs in education system. • Ensure Facilities are disability friendly in design
Disaster Management	Destruction of social amenities, Disruptions of activities, Injuries and Calamities	Disaster management Plans	Evacuation drills Incorporation of safety measures in the design of Facilities
HIV/AIDS	Orphaned trainees and ECD learners Loss of teaching staff	HIV Counseling program incorporated in learnings institutions	Integration of Life skills training in the Training for the Youths, in the TVET institutions and Community Advocacy on Prevention and management

4.4.2.6 Sector Development Needs, Priorities and Strategies

This sector's development needs, priorities and strategies are summarized in Table 41.

Table 41: Social Sector Development Needs, Priorities and Strategies

Programme	Development needs/Priorities	Strategies
Sports Development	• Access to standard facilities & Venues for Training and Competition • Tapping of talents • Talent diversification • Viable engagement by the youth • Planned development • Sports Equipment • Technical Personnel • Regulatory framework	• Upgrading of Ward Fields to Standard Facilities • Establishment of County Sports Academy • Establishing Sub- County Sports Stadia • Hosting talent Scouting, Promotion and Development events • Establishing and Operationalization of Talent Development Centres • Operationalization of athletics Camps • Sports Policy formulation • Coaches and Athletes Development forums • Safeguarding of Training Routes and Lanes • Provision of Sports equipment • Operationalization of Kamariny Sports Complex
Social Empowerment	• Economic Marginalization of PWDs & Women in property ownership and leadership. • High illiteracy among women and PWDs due to negative attitude • Low access to information. • Prevalence of GBV and FGM • Inadequate market linkages for women and PWDs who own enterprises due to poor infrastructure. • Low entrepreneurial culture among women and PWDs due to low Self-esteem and negative attitude. • Illicit brewing by Women • Low access to Government Business Opportunities • Lack of security to access Credit • Create employment opportunities for the youth • Encourage participation in leadership and governance • Eliminate Drug and Substance abuse • Enhance Technical/Job related skills and Life Skills • Enhance access to credit facilities • Reduce exposure to HIV& AIDS	• Formulating Gender Empowerment Policy • GBV and FGM • Undertake Behaviour Change initiatives for Illicit Brewers • Supply of Supportive and Aiding Devices • IGAs for Women and PWDs • Establish Gender working groups • Gender Evaluation and Monitoring • Training Youths on Life style, Life skills and Technical skills • Establishing Youth apprenticeship /Internship program • Formation of Youth Forums • Initiating IGAs program for the youth • Setting up Integrated Youth Empowerment Centre • Establishing County youth fund Gender analysis and assessment
Social Protection	• Lack of Child welfare and protection services/ structures • Low Child rights awareness level • Inability to meet basic needs for OVC • Inadequate social protection for the Elderly	• Training, Sensitization and mobilization on Gender, PWDs and Child rights • Establish County OVC fund • Strengthened Children protections structures • Establish Children assembly • Support to Children Homes • Establish Social protection medical scheme
ICT Services	• Enhance access to government services and business opportunities • Enhance ICT skills	• Set up Modern information Centres • Provision of ICT Equipment and infrastructure • Formulate ICT Policy • Automation of Government Services

Programme	Development needs/Priorities	Strategies
	• Upgrade ICT infrastructure i.e. fiber & Mobile connectivity • Lack of document Management System • Lack of ICT regulatory framework	
Technical and Vocational Education and Training(TVET)	• Lack of skills set to access employment opportunities.	• Construction of workshops and provision of equipment for Vocational Training Centres. • Rebranding of Vocational Training Centers (VTCs) to ensure that they attract trainees • Employ more instructors to meet the TVET recommended ratio of instructor to trainee ratio (1:20) • Construction of dormitories to improve access and retention in VTCs. • Provide Capitation and TVET scholarship to improve access to quality TVET. • Establish Business/innovation incubation Hub and Home crafts
Pre-primary education	• Improve infrastructure development in ECDE centers • Low retention rates in pre-primary centres • Low nutritional support for pre-primary children. • Teacher to learner ratio in pre-primary schools	• Construction of classrooms in Pre-primary school centers. • Introduction of school feeding program in pre-primary schools • Employment of more pre-school teachers

4.4.2.7 Sub Sector Programmes

4.4.2.7.1 Sports, Youth Affairs, ICT and Social Services.

The Sub-sector comprises of Sports development (Infrastructure & Talent development), Social empowerment, Social protection and ICT.

Vision

A socially cohesive, equitable and technologically empowered, community rich in sports

Mission

To formulate, mainstream and implement policies that empower the vulnerable and marginalized groups, promote sports talents and provide efficient, affordable, reliable and secure ICT services.

Table 42: Youth, Sports, Social Services and ICT Sub-Sector Programmes

Table 42: Youth, Sports, Social Services and ICTSub-Sector Programmes

Program Name: Sports Development									
Objective: To Develop Sports at all levels									
Outcome: Enhanced talent development									
Sub-Program	**Out Put**	**Key Performance Indicators**	**Baseline 2017**	**Cummulative Targets**					**Total Budget (Kshs)**
				Y1	**Y2**	**Y3**	**Y4**	**Y5**	
Sports Infrastructure Development	Ward Fields Upgraded	No. of Ward field upgraded to Standard Fields	51	8	14	36	48	67	184,850,000
	Assorted Sports Equipment Provided	No. of equipment	500	400	800	1200	1600	2000	12,436,000
	Sub county Stadia Established	No. of sub county stadia	Nil	-	2	2	2	2	41,285,000
	County Sports academy Established	No. of Sports academies built	Nil	-	-	1	1	1	849,289,000
	Training Lanes and Routes Established	No. of Training Lanes and Routes	1	2	4	6	8	10	20,050,000
	International stadium/ Sports Complex established	No. of stadium built and operationalized	Nil	1	1	1	1	1	50,498,000
	Sub-ProgrammeTotal								**1,158,408,000**
Sports Talent Development	Talent Scouting and Thematic Events (Tournaments, marathons, Leagues, Meets, Championships) organized	No. of events organized	80	15	39	65	93	123	72,630,000
	Holiday Training camp established and operationalized	No. of holiday camps	3	1	3	6	7	8	34,320,500
	League teams sponsored	No. of teams	-	2	2	2	2	2	50,520,000
	Talent Development centres Operationalized	No. of talent centres	Nil	5	25	45	65	85	36,800,000
	Special Persons Events Held (Paralympics, Deaflympics and Special Olympics)	No. of Events	10	4	8	12	16	20	8,000,000
	Sports development policy Formulated	No. of policies formulated	Nil	1		3	3	3	2,500,000

Program Name: Sports Development									
Objective: To Develop Sports at all levels									
Outcome: Enhanced talent development									
Sub-Program	**Out Put**	**Key Performance Indicators**	**Baseline 2017**	**Cummulative Targets**					**Total Budget (Kshs)**
				Y1	**Y2**	**Y3**	**Y4**	**Y5**	
	Athletes Development Forums held on Social issues and Climate resilient practices	No. of Forums	4	2	6	10	14	18	15,000,000
	Coaches & Officiators Development Forums Initiated	No. of Coaches/ Officiators Trained	20	20	40	60	80	100	15,629,800
		No. of Coaches Development Forums (Symposium, Workshops& Seminars)	2	2	4	6	8	10	
Sub-Programme Total									**235,400,300**
PROGRAMME TOTAL									**1,393,408,300**

Program Name: Social Empowerment									
Objective: To Empower Youth, Women and PWDS									
Outcome: Increased Youth, Women and PWDS Involvement in productive Socio-economic Ventures									
Sub-Program	**Out Put**	**Key Performance Indicator**	**Baseline 2017**	**Cummulative Targets**					**Total Budget (Kshs)**
				Y1	**Y2**	**Y3**	**Y4**	**Y5**	
Social Empowerment	IGA Support for Youth, Women & PWDs initiated	No. of Youth groups benefiting from IGAs Grants	58	40	80	140	200	260	39,000,000
		No. of women/women groups facilitated with IGAs	106	40	100	160	240	320	48,000,000
		No. of PWDs/PWD groups facilitated with IGAs Grants	58	20	60	100	160	220	33,000,000
	County Affirmative Action fund established	No. of Youths and Groups on County Affirmative Action Fund	0	20	45	70	100	130	110,000,000
		No. of Women and Groups on County Affirmative Action Fund	0	20	50	80	110	145	

Program Name: Social Empowerment									
Objective: To Empower Youth, Women and PWDS									
Outcome: Increased Youth, Women and PWDS Involvement in productive Socio-economic Ventures									
Sub-Program	**Out Put**	**Key Performance Indicator**	**Baseline 2017**	**Cummulative Targets**					**Total Budget (Kshs)**
				Y1	**Y2**	**Y3**	**Y4**	**Y5**	
		No. of PWDs and Groups on County Affirmative Action Fund	-	20	45	65	95	120	
		No. of Entrepreneurship, Investment, AGPO and Sensitization trainings	5	20	40	60	80	100	
	Youth Trainings organized	No. of Lifestyle & Skills Trainings	2	4	4	4	4	4	10,000,000
		No. of youths trained on Technical Skills	624	150	150	300		300	27,820,000
	Youth Apprenticeship &Internship programs Initiated	No. of Youths Enrolled	0	20	60	100	160	220	15,798,200
	Youth Empowerment Integrated centers established	No. of empowerment Integrated centers	2	0	8	12	26	30	15,240,000
	Youth Forums Established and Supported	No. of Youth Forums	-	20	25	25	25	25	
	GBV & FGM Rescue Centre Established	No. of rescue centres	0	0	1	1	1	1	20,000,000
	Brewers behavior Change Initiative Established	No. of Brewers Rehabilitated	800	250	550	950	1250	1500	45,000,000
	Psycho Socio Support Trainings, Guiding and counselling Undertaken	No. of trainings/ Counselling sessions	5	4	8	12	16	20	7,500,000
	Ward Anti -FGM /GBV campaigns (Anti-FGM/ GBV Advocacy) Undertaken	No. of Anti-FGM/GBV campaigns	11	3	6	9	12	15	7,500,000
		No. of areas reached	13wards	13	13	13	13	13	

Program Name: Social Empowerment									
Objective: To Empower Youth, Women and PWDS									
Outcome: Increased Youth, Women and PWDS Involvement in productive Socio-economic Ventures									
Sub-Program	**Out Put**	**Key Performance Indicator**	**Baseline 2017**	**Cummulative Targets**					**Total Budget (Kshs)**
				Y1	**Y2**	**Y3**	**Y4**	**Y5**	
	Gender Sensitization and Mobilization on Climate resilient practices and Disaster preparedness initiated	No. of sensitization Forums	4	8	12	16	20	24	3,500,000
	County Gender and Youth Empowerment Policy Formulated	No. of Policies formulated	0	2	4	4	4	4	2,500,000
	Gender Analysis Frameworks Established	No. of Gender Disaggregated data	0	12	12	12	12	12	5,500,000
	Gender Advocacy Forums (Budgeting, Humans Rights, Gender Needs HIV/AIDS& other Cross cutting issues) Established	No. of forums, seminars and workshops held.	16	24	48	72	96	120	7,500,000
	Gender Working Groups Formed and supported	No. of Working Groups Formed	0	20	20	20	20	20	15,000,000
	Gender Mainstreaming Policy Formulated	No. of Policies formulated	0	1	1	1	1	1	2,500,000
	Gender Monitoring and Evaluation Frameworks Established	No. of Gender Monitoring and Evaluation Frameworks Reports	0	6	18	30	42	54	3,000,000
	Gender Audits and assessment Established	No. of audits and Assessment reports	0	6	18	30	42	54	
	Provision of PWD'S supportive / assistive devices &equipment	No. of supportive devices/equipment	194	500	1500	2000	2200	2350	48,750,000
	Small homes/ Special Needs Schools Initiatives Established	No. of Small homes / Schools Supported	0	10	10	10	10	10	10,000,000

Program Name: Social Empowerment									
Objective: To Empower Youth, Women and PWDS									
Outcome: Increased Youth, Women and PWDS Involvement in productive Socio-economic Ventures									
Sub-Program	**Out Put**	**Key Performance Indicator**	**Baseline 2017**	**Cummulative Targets**					**Total Budget (Kshs)**
				Y1	**Y2**	**Y3**	**Y4**	**Y5**	
	Sensitization Awareness campaigns on PWDs Rights Support Forums established	No. of Forums	-	20	40	60	80	100	20,000,000
	PROGRAMME TOTAL								**497,108,200**

Program Name: Social Protection.									
Objective: To enhance Livelihoods of the Vulnerable; Elderly and Children									
Outcome: Improved wellbeing of the elderly, Vulnerable and children									
Sub-Program	**Out Put**	**Key Performance Indicator**	**Baseline2017**	**Cummulative Targets**					**Total Budget (Kshs)**
				Y1	**Y2**	**Y3**	**Y4**	**Y5**	
Social Protection	Children Home Support done	No. of Children supported	-	32	38	45	58	69	6,000,000
	Children Assembly operationalized	No. of Children Assembly	0	3	20	20	20	20	20,000,000
	County OVC Funds Established	No. of Households Covered	-	100	200	220	340	500	6,000,000
	Strengthened Children Protection Structures	No. of Structures in Place	-	1	2	3	4	4	8,000,000
	Child Rights, Environmental Conservation Advocacy established	No. of Forums established	-	20	40	60	80	100	7,500,000
	Social Protection NHIF medical cover Established	No. of Beneficiaries (Covered)	2,262	2110	2400	2400	2400	2400	72,000,000
	NHIF fund policy Formulated	No of NHIF policies	0	1	1	1	1	1	
	PROGRAMME TOTAL								**119,500,000**

Program Name: ICT Services									
Objective To champion for efficient and effective service delivery									
Outcome Enhanced efficiency and effectiveness of county services									
Sub-Program	**Out Put**	**Key Performance Indicator**	**Baseline 2017**	**Cummulative Targets**					**Total Budget (Kshs)**
				Y1	**Y2**	**Y3**	**Y4**	**Y5**	
ICT services	Information systems automated	No. of automated services and operations	1	0	0	1	1	1	25,000,000
	ICT Centres Constructed, Integrated and Operationalized	No. of Centres	3	5	10	15	17	20	100,000,000
	Construction and Operationalization of ICT Innovation Centers& Business hubs	No. of Hubs Constructed and Operationalized	-	1	1	2	3	4	409,200,000
	PROGRAMME TOTAL								**534,200,000**

4.4.2.7.2 Education and Technical Training

Sub-Sector composition

The sub-sector comprises education which is mainly the pre-primary education targeting pupils of ages four to five (4-5) years and vocational training mainly targeting the youth who are out of school and would want to develop their skills in various trades.

Vision

A quality education, training and research system responsive to the socio-economic needs of the society

Mission

To provide and promote an education and training environment conducive for acquisition of desired values, attitudes,knowledge, skills and competencies for socio-economic transformation.

Table 43: Education Sub-Sector Programmes

Program: Technical and Vocational Education and Training (TVET) and Post Primary Education									
Objective: To enhance capacity of the youth to access employment opportunities. Improve access to post primary education.									
Outcome: Improved access to quality and relevant competency-based, TVET. Improved completion rate in post primary education.									
Sub-Program	**Out Put**	**Key Performance Indicator**	**Baseline 2017**	**Cummulative Targets**					**Total Budget (Kshs)**
				Y1	**Y2**	**Y3**	**Y4**	**Y5**	
Technical Vocational Education & Training	VTC Trainees provided with capitation grants.	No. of trainees enrolled	1422 M=830 F=592	2000	2500	2800	3000	4000	357,500,000
	Students provided with TVET Scholarship.	No. of TVET students completing training.	-	-	120	240	360	480	95,000,000
	Instructors recruited	Trainee: instructor ratio	40:1	40:1	37:1	35:1	32:1	30:1	58,968,000
	Workshops constructed and equipped	No. of VTC workshops completed & equipped	8	1	13	13	22	32	434,000,000
		Trainee: workshop ratio	70:1	60:1	50:1	45:1	40:1	30:1	
	Business/technology incubation hubs established in VTCs	No. of Business/technology incubation hubs established in VTCs	-	-	-	1	1	1	100,000,000
		% of MSMEs established by TVET graduates and supported by incubation Hub.	-	-	-	30%	40%	50%	
		% of TVET graduates engaged in productive occupational trade.	-	60%	62%	75%	90%	95%	-
		No. of tracer studies conducted	-	1	1	1	1	1	5,000,000
	VTCs assessed for Quality Assurance & Standards	No. of VTCs assessed for QAS	11	13	15	16	16	16	3,000,000
Support for Post Primary Education	Students supported through bursary	No. of Students provided with bursary	13,780	2,700	5,500	8,400	11,400	14,500	145,000,000
PROGRAMME TOTAL									**1,198,468,000**

Program: Pre-Primary Education									
Objective: Enhanced access to quality and relevant Pre-primary Education									
Outcome: Improved transition rate from pre-primary education to primary grade 1.									
Sub-Program	**Output**	**Key Performance Indicator**	**Baseline 2017**	**Cummulative Targets**					**Total Budget (Kshs)**
				Y1	**Y2**	**Y3**	**Y4**	**Y5**	
Pre-Primary Education	ECD classrooms completed and equipped	No. of twin ECD of classrooms completed and equipped	180	41	43	48	48	50	670,200,000
		Pupil: classroom ratio	94:1	84:1	70:1	60:1	40:1	36:1	
	ECD classroom with special need learners' friendly structures	No. of ECD classroom installed with PWD structures	180	41	43	43	43	43	
	ECD learners provided with capitation	No. of ECD learners enrolled.	34,120	32	34,120	35,484	36,904	38,380	144,888,000
	ECD learners provided with mid-day meal under school feeding program	No. of ECD learners retained	0	0	34,120	35,484	36,904	38,380	469,437,120
	ECD centres equipped for digital learning	No. of ECD centres supplied with digital equipment	0	0	0	200	280	400	75,000,000
	County Education learning resource centre Constructed and equipped	No. of ECD resource centres constructed and equipped	0	0	0	1	1	1	70,000,000
		No. of ECD teachers and VTC instructors trained	-	-	-	-	300	538	
	ECD teachers recruited	Number of additional teachers recruited	778	-	67	67	46	76	151,560,000
		Pupil: teacher ratio	44:1	43:1	42:1	40:1	38:1	36:1	
	ECD centers assessed for Quality Assurance & Standard	No. of ECDs assessed for QAS	0	480	485	490	490	500	5,000,000
PROGRAMME TOTAL									**1,586,085,120**

4.4.2.8 Cross-Sectoral Implementation Considerations

Table 44: Cross-sectoral impacts

Programme	Sector	Cross –sector Impact		Measures to Harness or mitigate the Impact
		Synergies	Adverse Impact	
Sports Development	Infrastructure	Joint Design and supervision of infrastructural development	Urbanization and infrastructural development	Designation of training lanes/routes
	Production and economic sector	Joint event planning & marketing(branding)	Influx of unqualified practitioners	Legal framework Promote joint activity planning
	Health and sanitation	Training and awareness creation & treatment of cases	Doping	Awareness creation
ICT Services	Infrastructure	Design and supervision		Joint design
Social Empowerment	Production and economic sector	IGAs specifications and supervision	Structured training	Mainstreaming Joint marketing of produce
Social Protection	Health and sanitation	Identification and classification process for PWDS		Joint implementation
	Infrastructure	Design and construction to enhance PWDS access to Facilitates		Joint design for special needs groups
	Public administration & Governance	Sensitization and advocacy		Joint awareness creation
Technical and Vocational Education and Training (TVET)	Economic and productive sector	Linkage with industry, market and financial intermediaries		▪ Capacity building of existing staff and recruitment. ▪ Resource mobilization.
Pre-Primary Education	Public Administration and Governance sector	Establishment of ECD learning Resource Centre Capacity building of staff		▪ Capacity building of existing staff and recruitment. ▪ Resource mobilization.

4.4.3 Health, Water and Sanitation

4.4.3.1 Sector Introduction

The sector deals with health services, sanitation, water supplies, solid and liquid waste management, physical planning, environment and climate change. The county government, in partnership with development partners, will continue to emphasize on primary healthcare, access to clean water, safe disposal of waste, protection of the environment and better management of communicable diseases.

The sector forms critical linkages with other main productive sectors namely; agriculture, tourism, manufacturing, and energy. These sectors are heavily dependent on the use of natural resources that are derived from the environment. Environmental issues are also closely linked to other sectors of the economy such as planning, population dynamics, finance, and trade. To achieve sector objectives, good coordination, adequate funding, and sound management policies are therefore necessary.

4.4.3.2 Sector Composition

The sector is composed of: Health and Sanitation, Water, Lands, Environment and Climate Change Management.

4.4.3.3 Sector Vision and Mission

Vision:

A clean and healthy county, free from disease, with access to safe and adequate water, in a well-planned and secure environment

Mission:

To ensure all county residents have sustainable access to high standards of health and sanitation in a clean and healthy environment.

4.4.3.4 Sector Goal

To ensure universal access to improved health, sanitation and clean environment

Table 45: Cross-Cutting Issues

Issue	Impacts	Adaptation Measure	Mitigation Measure
Climate Change	• Kenya is a water scarce country. Climate change affects the main hydrological components (precipitation and run off) which will alter availability of water resources. • Major rivers show severe reduced volumes during droughts and many seasonal ones dry up completely.	• Water harvesting (building of sand dams for irrigation). • Participatory scenario planning. • Environmental awareness	• Construction of water pans. • Awareness campaign to promote water efficiency • De-silting of pans. • Agro forestry • Protection of water towers
	• Mudslides wash away top soils, vegetation, trees, causes rock falls, • Increased temperatures affect outdoor and indoor air	• Discourage settlement on flood prone areas, • Afforestation on steep slopes, • Give adequate warning before onset of heavy rains and extreme droughts	• Build community resilience on climate change and allocate funds for Drought Risk Response (DRR)
	• Hazardous wastes contamination of site and debris management • uncontrolled wildfires	• Initiate sustainable solid waste management and sorting of waste to avoid contamination by hazardous wastes	• Have in place experts to effectively clean and pacify the environment
	• Poor settlement in towns leading to urban slums, • poor infrastructure, • pollution of water sources	• Have a land use plan in both rural and urban areas and have approved spatial town plans	• Identify evacuation points, initiate DRR
HIV & AIDS	• Increased incidences of HIV/AIDS, • Reduced labor force • increased dependencies	• Encourage and support use of Anti-retroviral drugs and adoption of healthy behaviors • Awareness campaign	• Initiate counselling and testing programs, • Promote condom use for prevention

Issue	Impacts	Adaptation Measure	Mitigation Measure
Gender, youth & special interest groups	• Increased access to county contracts and tenders • Ease of access to water and building facilities by PWDs	• Exemption from 2% bond requirements • Ensure 30% of tender is reserved to youth, women and PWDs • Supply and planting of tree seedlings • Support of the special interest/marginalized groups in establishing tree nurseries • Ensure that building plans and infrastructure are user friendly to PWDs and special interest groups	• Availability of information to the concerned groups
Disaster Risk Management & Reduction	• Submerging of intakes • Sub-merging of pump houses • Destruction of pipelines and intakes • Contamination water sources from sewerage /chemicals plants • Destruction of health facilities and drug supplies • Associated outbreaks and diseases • Deaths and injuries	• Establish early warning systems for floods, fire outbreaks, landslides, information sharing and dissemination • Trauma Counselling • Disaster proof health facilities • Emergency response teams	• Construction of temporary water supply systems • Water trucking • Provision of water treatment/disinfection chemicals • Drug stock piling for emergencies • Emergency preparedness drills

4.4.3.5 Sector Development Needs, Priorities and Strategies

Table 46 : Health, Water and Sanitation Sector Development Needs, Priorities and Strategies

Program	Development Needs	Strategies
Water and Sanitation Management	• Water coverage • Water quality improvement • Scale-up of sanitation and hygiene	• Construction of new water supplies, water treatment plants, sewerage treatment plants • Rehabilitation of storage tanks, pipelines and water intakes
Environmental Management and Protection	• Increase forest cover • Restoration of water towers in Cherangany and Kaptagat forests • Air and noise pollution	• Conservation of water catchment areas • Establish spencer line • Establishment of greening programs in private farms and institutions • Alternative livelihoods • Establish and operationalize Environment laws • Control noise and air pollution
Solid Waste Management	• Achieve Zero waste in urban areas • Dump site management • Solid waste segregation	• Solid waste management • Environment clean ups
Lands, Physical Planning and Urban Development	• County spatial plan • Development control	• Undertake county spatial plan for the county and major towns • Enforce development control policies and regulation.
Preventive and Promotive health	Prevention, detection and effective management of chronic diseases including HIV and TB	• Targeted case-finding for chronic diseases of lifestyle based on a risk profile • Contact tracing for household contacts for TB • Focus on missed opportunities in the health services to detect and treat diabetes, hypertension, HIV and TB.
	Neonatal and Child Health	• Focus on the continuum of care through pregnancy

Program	Development Needs	Strategies
		• Increasing and maintaining the mother and baby friendly status of health facilities • Improving staff skills integrated management of childhood illnesses • Improving immunization coverage, reducing malnutrition and its attendant risks and improving developmental screening
	Maternal and Women's Health	• Increase antenatal care coverage and improve links to HIV and ART care • Improve access to surgical delivery and improving staff skills in the essential steps in the management of obstetric emergencies (EOC). • Improve access to standard and emergency family planning • Improve cervical screening coverage
Curative and Rehabilitative health	Appropriate infrastructure and health technology	• Infrastructure gap analysis to identify the optimal location for new facilities • UPGRADING and equipping of Primary health care centres • Construction of specialized units in county hospitals • Automation through installation of Hospital Management Information Systems
	Implementation of National Quality Standards	• Establishment of processes to inspect and assess health facilities for compliance with standards • Establishment of a county compliance unit • Increasing the capacity for quality assurance (QA) • Development of quality improvement plans to address the gaps identified during assessments
	Infection Prevention and Control (IPC) & Patient safety	• Establishment of IPC committees at all hospitals. • Improve occupational health and safety to ensure incremental compliance with existing legislation • Put up signages in all county health facilities
	Patient centred care	• Improving waiting times and the patient experience while waiting • Improving the staff working environment, providing better support and supervision, and staff wellness
	Use of information and data in quality improvement cycles	• Roll-out of adverse incident reporting system • Establish systems to measure waiting times • Improving coverage of client satisfaction surveys. • Increasing complaints / compliments reporting coverage
	Mental health	• Build capacity of county hospitals to manage behaviorally disturbed patients • Targeted screening for common mental disorders
	Surgical and orthopedic care	• Increasing efficiency/optimal utilization of theatre capacity for elective procedures • Decreasing waiting times for acute orthopedic, key elective and surgical procedures
	Emergency Medical Services (EMS), emergency and critical care	• Improve response time by ambulances to emergencies
	Oral health	• Standardization of oral health equipment at primary care facilities • Explore possible role of the private sector.
	Eye care	• Training primary care staff in eye care services. • Identifying professional nurses to be trained as eye care professional nurses

4.4.3.6 Sub Sector Programmes

4.4.3.6.1 Water, Environment, Lands, Natural Resources, and Climate Change Management

Vision:

Sustainable access to clean, safe and adequate water in a well-planned and secure environment

Mission:

To plan, promote, conserve and protect the county natural resources for sustainability of quality life.

Subsector Goals

1. To increase access to water and sanitation services in the county.
2. To enhance sustainable management and conservation of the environment.
3. To achieve orderly coordinated efficient and environmentally sound land uses and development in both urban and rural areas.
4. To mainstream climate change in development and implementation of county project.

Table 47 : Water Sub Sector Programmes

Programme: Water and Sanitation Management									
Objective: To enhance sustainable access to potable water in a clean environment									
Outcome: Increased access to water and sanitation services									
Sub Programme	**Key Out put**	**Key performance Indicators**	**Baseline 2017**	**Cummulative Targets**					**Total Budget (Kshs)**
				Y1	**Y 2**	**Y 3**	**Y 4**	**Y 5**	
Water Services	Intake structures constructed	No. of intake structures constructed	135	142	190	238	242	291	103,500,000
	Pipeline constructed	Length of pipeline laid (Km).	555.748	618.748	690.748	762.748	834.748	905.748	365,000,000
	Boreholes constructed	No. of boreholes constructed	26	29	35	42	47	50	118,900,000
	Water pans constructed	No. of Water pans constructed	32	32	35	38	41	44	71,200,000
	Masonry Water tanks constructed	No. of Masonry water tanks constructed	70	90	112	130	146	157	160,000,000
	Water supplies infrastructure rehabilitated	% cases of disaster affected structures rehabilitated	30	40	50	60	70	90	30,000,000
	SUB-PROGRAMME TOTAL								**848,600,000**
Sewerage services	Sewerage system constructed	No. of sewerage systems constructed	0	0	1	2	2	2	3,500,000,000
	SUB-PROGRAMME TOTAL								**3,500,000,000**
PROGRAMME TOTAL									**4,348,600,000**

Programme: Environmental Management and Protection									
Objective: To enhance sustainable management and conservation of the environment									
Outcome: Conserved wetlands and water catchment areas. Mainstreamed climate change actions									
Sub Programme	**Key Out put**	**Key Performance Indicators**	**Baseline2017**	**Cummulative Targets**					**Total Budget (Kshs)**
				Year 1	**Year 2**	**Year 3**	**Year 4**	**Year 5**	
Environmental conservation	Wetlands protected	Hectares of wetlands protected.	15	65	245	542	943	1263	200,000,000
	Water catchment areas protected	Hectares of water catchment areas protected.	250	450	750	953	1205	1498	25,000,000
	Farm forests established	Hectares of farm forests established	625	765	1125	1510	1813	1873	80,000,000
	Tree nurseries established	No. of tree nurseries established by youth, women, marginalized communities and PWDs	4	4	8	12	16	20	25,000,000
	Regulated air and noise pollution	Air and noise pollution policy document	0	0	0	1	1	1	8,000,000
	SUB-PROGRAMME TOTAL								**338,000,000**
Climate change mainstreaming and compliance	Climate change policy developed	Climate change policy document	0	0	0	1	1	1	4,000,000
	Compliance with statutory obligations	Number of EIA/EA licenses issued	40	50	60	70	80	90	17,500,000
	SUB-PROGRAMME TOTAL								**21,500,000**
PROGRAMME TOTAL									**359,500,000**

Programme: Lands, Physical Planning and Urban Development									
Objective: To achieve efficient and environmentally sound land uses and development in both urban and rural areas									
Outcome: Well-coordinated land use									
Sub Programme	**Key Out put**	**Key Performance Indicators**	**Baseline 2017**	**Cummulative Targets**					**Total Budget(Ksh)**
				Y 1	**Y 2**	**Y 3**	**Y 4**	**Y 5**	
Lands, Physical planning and Urban Development	County spatial plan developed	County Spatial plan	0	0	0	1	1	1	600,000,000
	Urban spatial plans developed	No. of urban centres with spatial plans	1	2	4	6	8	10	100,000,000
	Development control policy and surveillance	No. of development control policy in place	0	0	1	1	1	1	5,000,000
		Proportion of buildings with approved building plans	10	15	18	23	25	30	
	Urban centres beautified	No. of ornamental trees planted	1200	2700	4200	5700	6200	7700	5,000,000
	Fast tracking adjudication process	Percentage of land adjudicated	75	80	80	85	85	90	12,500,000
	SUB-PROGRAMME TOTAL								**722,500,000**
SUB-PROGRAMME TOTAL									**722,500,000**

4.4.3.6.2 Health and Sanitation Sub-sector

Sub-sector Composition

The sub-sector comprises: preventive and promotive health services; and curative and rehabilitative health services.

Vision:

An efficient and high-quality health care system for all county citizens

Mission:

To provide quality healthcare services that is accessible, equitable and affordable to all county citizens.

Goal

Improved health status of all county citizens through accessible, efficient, equitable and affordable health care system

Table 48 : Health and Sanitation Sub Sector Programmes

Program Name: Preventive and Promotive health									
Objective: To reduce incidences of preventable diseases and ill health									
Outcome: Improved healthy lifestyles and environment									
Sub Program	**Key Output**	**Base Line 2017**	**Key Performance Indicators**	**Cummulative Targets**					**Total Budget (Kshs)**
				Y 1	**Y2**	**Y3**	**Y4**	**Y5**	
Community and Environmental Health	Functional community units established	32	Number of functional community health units	32	37	42	47	52	8,000,000
	Performance-based incentives received	0	Number of CHVs receiving performance-based incentives	50	100	150	200	250	20,000,000
	Referrals from community units strengthened	230	Number of Persons referred to facility, from Community Units	300	400	500	600	800	2,000,000
	Healthy behaviors and practices promoted	87.4	% of Households with functional latrines	75	76	77	78	80	15,000,000
	Hand hygiene promoted	15	% of Households with hand washing facilities	20	25	30	35	40	5,000,000
	SUB-PROGRAMME TOTAL								**50,000,000**
Community Nutrition	Children under-5 years who are underweight	12	% of children under-5 years who are underweight	11	10	9	8	7	15,000,000
	Children under-5 years who are stunted	32	% of children under-5 years who are stunted	30	28	26	24	20	15,000,000

Program Name: Preventive and Promotive health									
Objective: To reduce incidences of preventable diseases and ill health									
Outcome: Improved healthy lifestyles and environment									
Sub Program	**Key Output**	**Base Line 2017**	**Key Performance Indicators**	**Cummulative Targets**					**Total Budget (Kshs)**
				Y 1	**Y2**	**Y3**	**Y4**	**Y5**	
	Vitamin A supplemented	-	% of children 6-59 months supplemented with doses Vitamin A	20	25	30	35	45	10,000,000
	Households supplemented with Micro-Nutrient Powders (MNPs)	-	Number of households supplemented with Micro-Nutrient Powders (MNPs)	5,000	6,000	7,000	8,000	9,000	25,000,000
	Exclusive breastfeeding of children	30	% of children < 6 Months exclusively breastfed	32	34	36	38	40	15,000,000
	Iron Folic Acid (IFA) supplemented	27.3	% of pregnant women attending antenatal clinics supplemented with Iron Folic Acid (IFA)	30	35	40	45	50	5,000,000
	SUB-PROGRAMME TOTAL								**85,000,000**
Communicable & Non-Communicable Disease Prevention & Control	Diarrheal disease reduced	8.5	Incidence of diarrheal diseases among children under five years (%)	8	7	6.5	6	5	5,000,000
	Population screened for non-communicable diseases	2	% of population screened for non-communicable diseases	5	10	15	20	25	10,000,000
	SUB-PROGRAMME TOTAL								**15,000,000**
Tuberculosis (TB) control and HIV & AIDs prevention Control	Incidence of TB is reduced	127	TB incidence per 100,000 persons	127	128	128	129	130	5,000,000
	TB burden reduced	49	TB cure rate	50	60	70	80	90	5,000,000

Program Name: Preventive and Promotive health									
Objective: To reduce incidences of preventable diseases and ill health									
Outcome: Improved healthy lifestyles and environment									
Sub Program	**Key Output**	**Base Line 2017**	**Key Performance Indicators**	**Cummulative Targets**					**Total Budget (Kshs)**
				Y 1	**Y2**	**Y3**	**Y4**	**Y5**	
	Treatment success rate improves	97	TB Treatment success rate	97	98	98	99	100	5,000,000
	HIV prevalence reduced	1.9	HIV prevalence	1.8	1.7	1.6	1.5	1.4	10,000,000
	HIV exposed infant (HEI) positivity rate reduced	5.6	HIV exposed infant (HEI) positivity rate	5	4	3	2	1	5,000,000
	SUB-PROGRAMME TOTAL								**30,000,000**
PROGRAMME TOTAL									**180,000,000**

Program Name: Curative and Rehabilitative Health									
Objective: To improve health status of the individual, family and Community by rendering facility-based county health services to the population									
Outcome: Improved equitable coverage and utilization of health services									
Sub Programme	**Key Output**	**Baseline 2017**	**Key Performance Indicators**	**Cummulative Targets**					**Total Budget (Kshs)**
				Y1	**Y2**	**Y3**	**Y 4**	**Y 5**	
Commodity management	Commodity management improved	129	Number of health facilities receiving tracer commodities within less than two weeks of placing the order	129	129	129	129	129	10,000,000
	Expired trace drugs absent	20	Number of health facilities with expired tracer medicines	0	0	0	0	0	5,000,000
	Episodes of stock outs reported	80	Episodes with over 7 days stock-outs for any of the 15 tracer medicines	0	0	0	0	0	10,000,000
	SUB-PROGRAMME TOTAL								**25,000,000**
County Hospitals	Health facilities are built or upgraded	0	Number of hospitals having infrastructure master plans	2	3	4	5	7	700,000

Sub Programme	Key Output	Baseline 2017	Key Performance Indicators	Cummulative Targets					Total Budget (Kshs)
				Y1	Y2	Y3	Y 4	Y 5	
	following standard guidelines								
	Average waiting time improved	15Minutes	Average waiting time for outpatient consultation	10 Minutes	7Minutes	7Minutes	5Minutes	5Minutes	2,000,000
	Client satisfaction improved	67	Client satisfaction index	70	72	75	78	80	1,000,000
	Health facilities with automated services and operations	1	Number of health facilities with automated services and operations	0	3	4	5	7	16,000,000
	Specialized services offered	1	Number of hospitals offering specialized services	2	3	5	6	7	10,000,000
	Diagnostic services offered	57	Number of lab units constructed	0	1	1	1	1	5,000,000
		57	Number of Labs equipped	0	1	1	1	1	3,000,000
	Hospitals upgraded	0	Number of facilities upgraded to Hospitals	0	1	1	1	1	60,000,000
	Walk ways constructed	3	Number of walkways constructed in hospitals	0	1	1	1	1	4,000,000
	Maternity services offered	5	Number of maternity units constructed	0	1	1	1	1	14,000,000
	Hospitals renovated	3	Number of hospitals renovated	0	1	1	1	1	32,000,000
	Accident and emergency units established	0	Number of accident and emergency units established	0	1	1	1	1	10,000,000
	Mortuaries constructed	6	Number of mortuaries constructed	0	0	1	1	1	40,000,000
	Theatres constructed services offered	9	Number of theatres constructed	0	1	1	1	1	40,000,000
		-	Number of theatres equipped	0	1	1	1	1	15,000,000

Sub Programme	Key Output	Baseline 2017	Key Performance Indicators	Cummulative Targets					Total Budget (Kshs)
				Y1	Y2	Y3	Y 4	Y 5	
	Administration block constructed	-	Number of administration blocks constructed	0	1	1	1	1	20,000,000
	Staff houses constructed	40	Number of staff houses constructed	0	3	6	9	10	49,400,000
	OPD units constructed	5	Number of OPD units constructed	0	1	1	2	2	5,000,000
	Ambulance purchased	8	Number of Ambulances Purchased	0	0	1	1	1	5,000,000
	Drug stores constructed	1	Number of drug stores constructed	0	1	2	3	4	20,000,000
	Mother and baby center constructed	0	Number of Mother and baby centre constructed	0	1	2	2	3	75,000,000
	Ophthalmic units constructed	0	Number of Ophthalmic units constructed	0	1	2	2	3	20,000,000
	Orthopedic units constructed	0	Number of orthopedic units constructed	0	1	2	2	3	20,000,000
	Intensive care units (ICU) constructed	0	Number of ICU complex constructed	0	1	1	1	1	10,000,000
	Oxygen plant installed	0	Number of Oxygen plant installed	0	1	1	1	1	20,000,000
	Mental health unit constructed	0	Number of mental health unit constructed	0	1	1	2	2	10,000,000
	Physiotherapy unit constructed	0	Number of Physiotherapy unit constructed	0	1	1	2	2	10,000,000
	Specialist consultation rooms constructed	0	Number of specialist consultation rooms constructed with10 rooms	0	1	2	3	4	70,000,000
	Modern lab constructed	0	Number of Modern lab constructed	0	1	2	3	3	15,000,000
	X ray units installed	5	Number of X ray units installed	0	1	2	3	3	20,000,000
	Palliative care unit established	0	Number of Palliative care units established	0	1	1	1	1	5,000,000

Sub Programme	Key Output	Baseline 2017	Key Performance Indicators	Cummulative Targets					Total Budget (Kshs)
				Y1	Y2	Y3	Y 4	Y 5	
	Fire hydrants equipped	0	Number of hospitals equipped with fire hydrants	7	7	7	7	7	14,000,000
	Climate change mainstreamed	0	Number of trees planted	2000	3000	4000	5000	6000	5,000,000
	SUB-PROGRAMME TOTAL								**646,100,000**
Primary Care Units	KEPH services offered	77	Number of health facilities providing minimum set of services (KEPH package)	80	83	85	90	97	10,000,000
	Facilities meeting required standards	0	% of health facilities meeting minimum standards of quality of care	32	40	50	60	70	55,000,000
	Reporting rates improved	86.5%	Health facility reporting rate	90%	92%	94%	96%	98%	65,000,000
	Periodic and annual health plans and budget developed and implemented	-	No. of health facilities having annual facility work plans for the current fiscal year	129	129	129	129	129	35,000,000
	Utilization of outpatient healthcare services improved	0.9	OPD utilization rate	1	1.4	1.6	1.9	2	5,000,000
	Skilled deliveries	52.4	% average of facility skilled delivery	55	58	60	63	67	20,000,000
	Children fully immunized	67	% of fully immunized child coverage	69	72	75	77	80	15,000,000
	Contraceptive prevalence improved	42.3	Contraceptive prevalence rate (modern Family Planning)	48	49	50	51	52	15,000,000
	Facilities with functional incinerators	5	% of facilities with functional incinerators for waste management	5	10	15	20	25	20,000,000

Sub Programme	Key Output	Baseline 2017	Key Performance Indicators	Cummulative Targets					Total Budget (Kshs)
				Y1	Y2	Y3	Y 4	Y 5	
	Antenatal care (ANC) visits improved	25	% of ANC clients attending at least 4 ANC visits	30	32	34	36	40	18,000,000
	Health facilities upgraded	22	Number of public health facilities up-graded to health centres	22	26	29	32	34	75,000,000
	Health facilities renovated	0	Number of health facilities renovated to meet the national standards	4	8	12	16	20	40,000,000
	Health facilities upgraded to H/Cs	4	Number of facilities upgraded to model health centres	0	9	11	16	20	24,000,000
	Drug stores constructed	-	Number of drug stores Construction	0	1	2	3	4	25,000,000
	OPD units constructed	-	Number of OPD units constructed	0	3	5	7	9	47,500,000
	OPD Equipped	-	Number of OPD Equipped	2	5	9	14	20	6,000,000
	Placenta pit constructed	-	Number of Placenta pit constructed	0	2	6	11	18	3,000,000
	Fridges purchased	-	Number of fridges purchased	1	3	6	10	15	2,500,000
	Staff houses constructed	-	Number of 2-bedroom staff houses constructed	0	8	16	23	30	76,000,000
	Staff houses constructed	-	Number of 2-bedroom duplex staff houses constructed	0	11	22	32	42	98,800,000
	Kitchen constructed	-	Number of kitchen units constructed	0	2	3	4	6	18,000,000
	Mortuaries constructed	-	Number of mortuary constructed	0	1	2	3	4	20,000,000
	Mortuaries equipped	-	Number of mortuaries equipped	0	1	3	4	5	20,000,000
	Labs constructed	-	Number of labs constructed	0	5	10	16	21	40,500,000
	Labs equipped	-	Number of labs equipped	6	12	18	23	28	42,000,000

Sub Programme	Key Output	Baseline 2017	Key Performance Indicators	Cummulative Targets					Total Budget (Kshs)
				Y1	Y2	Y3	Y 4	Y 5	
	Maternities constructed	63	Number of maternities constructed	3	9	11	13	15	45,000,000
	Maternities equipped	-	Number of maternities equipped	2	10	18	22	30	100,000,000
	Maternity wards Constructed and equipped	-	Number of maternity wards Constructed and equipped	0	2	3	4	5	21,000,000
	Inpatient wards Constructed and equipped	28	Number of inpatient wards Constructed and equipped	0	7	14	20	23	80,500,000
	Incinerators constructed	8	Number of incinerators constructed	2	7	15	20	26	21,600,000
	Septic tanks constructed	15	Number of septic tanks constructed	3	6	10	12	15	12,000,000
	Land purchased	-	Number of tracks of land purchased for extension and new dispensaries Purchased	1	6	9	12	15	32,000,000
	Facilities fenced	-	Number of facilities fenced	2	6	9	12	15	8,500,000
	Gates constructed	-	Number of gates constructed	1	4	7	10	13	8,500,000
	Facilities connected to piped water	-	Number of facilities connection water to piped water	4	7	9	11	13	6,000,000
	Water storage tanks purchased	-	Number of water storage tanks purchased	2	4	7	8	10	700,000
	Facilities connected to electricity	-	Number of facilities connected to electricity	2	4	6	7	9	1,200,000
	Standby generator purchased	-	Number of standby generator purchased	1	1	1	1	1	100,000
	Assorted medical equipment purchased	-	Number of assorted medical equipment purchased	5	10	15	20	25	96,000,000

Sub Programme	Key Output	Baseline 2017	Key Performance Indicators	Cummulative Targets					Total Budget (Kshs)
				Y1	Y2	Y3	Y 4	Y 5	
	Utility vehicles purchased	-	Number of utility vehicles purchased	0	0	2	2	2	6,000,000
	Motorbikes purchased	66	Number of motorbikes purchased	0	0	76	86	89	7,700,000
	CHEW kits purchased	300	Number of Community Health Extension Kits (CHEW) kits purchased	0	400	500	600	700	8,500,000
	Staff and patient toilets constructed	-	Number of staff and patient toilets constructed	0	2	4	6	9	12,600,000
	Emergency delivery rooms (EDR)s constructed	22	Number of EDRs constructed	0	1	2	2	2	3,500,000
	Public health office constructed	-	Number of public health office constructed	0	2	2	2	2	1,600,000
	SUB-PROGRAMME TOTAL								**1,269,300,000**
Emergency Medical Services	Emergency Operations	100	% of Emergency surgical cases operated on within one hour	100	100	100	100	100	2,000,000
	Ambulance purchased	18	Number of ambulance purchased	0	3	6	9	12	48,000,000
	Referrals from primary care units strengthened	600	Number of Persons referred to hospitals, from primary care units	750	800	850	900	950	6,000,000
	SUB-PROGRAMME TOTAL								**56,000,000**
TOTAL									**1,996,400,000**

4.4.3.7 Cross-Sectoral Implementation Considerations

Table 49: Cross-sectoral impacts

Programme Name	Sector	Cross-sector Impact		Measures to Harness or Mitigate the Impact
		Synergies	Adverse impact	
Preventive and promotive	Productive Social	School feeding program	Malnutrition	• School feeding programs • Cash Transfer Programs • Kitchen gardens
Preventive and promotive	Social	School health programs	HIV/AIDS, Unwanted pregnancies, Dropouts	• Sex education training • Screening • Deworming programs
Preventive and promotive	Social, Security		Injury, Death, Sexually Transmitted Infections	• Gender empowerment • helplines/shelters • Child protection • Provision of legal services
Curative and rehabilitative	Infrastructure		Poor road network, health facility infrastructure	Enforcement of standard designs
Curative and rehabilitative	Infrastructure	Public Works	Death, Disability	• Collaboration with fire services • Emergency response fund
Curative and rehabilitative	Social, Governance, Security	Alcoholic Drinks Control	Death, Addiction	Rehabilitation of addicts
Curative and rehabilitative	Health, Water Sanitation	Climate smart agriculture, Disaster resilient infrastructure	Disease outbreaks, drought, crop failures, destruction of infrastructure, landslides/rock falls, flooding. Strong winds, receding water levels, thunder strikes	• Installation of lightning arrestors in all areas prone to thunder strikes. • Construction of gabions in areas prone to landslide and rock fall • Emergency fund for disaster management. • Participatory Scenario Planning(PSP)

4.4.4 Productive and Economic Sector

4.4.4.1 Sector Introduction

The sector has been identified as the cornerstone for driving socio-economic empowerment of the county and its residents. The MTP III has laid strategic emphasis in the sector through the thematic rallying goal of the "big four" agenda of enhancing food security, manufacturing, provision of quality health care and affordable housing units to Kenyans.

Agriculture and Irrigation sub-sector of the county through its stakeholder engagements has aligned its strategies and interventions towards achieving the big four objectives through: expanding acreage under irrigation, promotion of high value crops along the Kerio Valley, enhancing research and extension services, promotion of cottage industries through value addition of crop and livestock products and strengthening of cooperative movements.

4.4.4.2 Sector Composition

This sector comprises of: Agriculture and irrigation; livestock production, fisheries and cooperative development; tourism and culture, wildlife, trade and industry development sub-sectors.

4.4.4.3 Vision and Mission

Vision:

To be globally sustainable, innovative, equitable and commercially oriented sector.

Mission:

To promote, coordinate and implement integrated socio-economic policies and programmes aimed at improving livelihoods of the people through competitive and sustainable agriculture, tourism, enterprise development and cultural heritage.

4.4.4.4 Sector Goal

The overall sector goal is to contribute to poverty reduction in Elgeyo Marakwet County by enhancing enterprise productivity, income generation and diversification of livelihoods.

4.4.4.5 Mainstreaming Cross-Cutting Issues

Cross-cutting issues affecting the sector will be addressed through adaptive measures as shown in Table 50.

Table 50: Cross-Cutting Issues

Issue	Possible Impacts/Risks	Adaptation Measures	Mainstreaming Strategies
Climate Change	• Degraded lands • Low productivity • Reducing water volumes • Receding pasture and forage resources • Encroachment to game reserves	• Good agricultural practices • Livelihood diversification • Post-harvest management • Promote Restoration and improvement of agricultural, forested and pasture lands	• Laying farm conservation structures • Promote adoption of drought tolerant crops and fodder • Disseminate weather information • Water harvesting and storage • Development of conservancies as buffer zones • Fencing of protected areas • Create public awareness and advocacy
Disaster	• Crop failure and livestock deaths • Damage to irrigation infrastructure	• Conservation of water catchment areas	• Proper planning and design of irrigation schemes • Promote feed conservation • Enhance farm forest cover • Promote adoption of modern storage practices
Gender	• Inequitable access and control of productive resources • Inequitable distribution of income and other benefits	• Gender mainstreaming	• Promote equal participation in decision making • Promoting gender responsive interventions • Develop gender sensitive monitoring for all interventions • Deliberate interventions to strengthen economic empowerment for women and youth.
HIV AIDS	• Loss of labour and skills • Reduced productivity • Loss of income	• Enhanced access to improved nutrition • Ensure access to medication	• Demystifying HIV/AIDS through public awareness • Integrate affected persons in decision making organs • Enhance condom distribution
PWDs	Limited access to opportunities		Champion for affirmative action

Table 51 : Productive and Economic Sector Development needs, Priorities and Strategies

Program	Needs	Strategy
Tourism Development	• Tourism infrastructural facilities e.g. hotel and hospitality facilities • Game reserve development	• Engage tourism fund and other development partners to facilitate the development of hotel facilities • Improvement of access roads and other utilities within the reserve • Engage the community to support the development s within the reserve
Trade Development	• An enabling environment for business to thrive	• Development of conducive market centres
Livestock Development	• Development of livestock enterprises	• Commercialize dairy, apiculture, beef and fisheries enterprises
Veterinary Services	• Creation of disease free zones	• Carrying out disease surveillance and vaccinations.
Crop Development	• Sustainable food security • Development and adaptation of new Agricultural technologies • Bio- fortification of food crops • Value addition and processing of agricultural produce	• Enhancement of Research and Extension Linkages • Promote value addition and agro-processing initiatives • Promote bio-fortified food crops among farmers
Irrigation Development	• Sufficient water for irrigated farming • Sustainable food security	• Increase area under farming through irrigation • Invest in water harvesting and storage initiatives

4.4.4.6 Sub-Sector Programmes

4.4.4.6.1 Agriculture and Irrigation Sub sector

This sub-sector comprises of two units: Agriculture and Irrigation.

Sub-Sector Vision

To be the leading agent towards the achievement of food security, employment creation, income generation and poverty reduction in Elgeyo Marakwet County.

Sub-Sector Mission

To improve the livelihoods of the people of Elgeyo Marakwet County by creating enabling environment, provision of support services and ensuring sustainable natural resource management

Sub-Sector Goal

To progressively achieve food security, poverty reduction and employment creation in Elgeyo Marakwet County

Table 52: Agriculture and Irrigation Sub-Sector Programmes

Programme Name: Crop Development									
Objective: To improve crop production, post-harvest management and household income									
Outcomes 1. Increased productivity for prioritized crop value chains 2. Increased household earnings from prioritized crop value chains 3. Reduced household vulnerability to food insecurity									
Sub-Programme	**Key Outputs**	**Performance Indicators**	**Base line**	**Cummulative Targets**					**Total Budget (Kshs)**
				Y1	**Y2**	**Y3**	**Y4**	**Y5**	
Cash Crops Development	Farmers organizational capacity is enhanced	No. of Farmer Organizations (FOs) formed and strengthened	3	10	19	25	25	25	1,475,700
	Farmers skills capacity is enhanced	No. of Technologies, Innovations and Management Practices (TIMPs) promoted, which are gender sensitive and promote resilience to climate change effects	3	13	30	51	76	105	7,844,044
		No. of farmers (by sex) exposed to TIMPs through trainings, demonstrations, field days and educational tours	750	2,700	3,350	4,150	7,160	8,720	
	Hardware support to farmers is enhanced	Tons of subsidized planting materials supplied	0	160	320	480	480	480	197,400,000
		No. of subsidized planting seedlings supplied	2,400	7,000	9,000	10,000	14,600	14,000	
		No. of assorted farm tools and equipment provided	0	5	110	215	320	320	
		No. of assorted value addition facilities provided	0	0	9	20	25	25	
	SP Total								**206,719,744**
Food Crops Development	Community mobilization meetings held at locational level	No of households identified for targeted intervention	300	1,000	1,000	1,000	1,000	1,000	550,000

Programme Name: Crop Development

Objective: To improve crop production, post-harvest management and household income

Outcomes

1. Increased productivity for prioritized crop value chains
2. Increased household earnings from prioritized crop value chains
3. Reduced household vulnerability to food insecurity

Sub-Programme	Key Outputs	Performance Indicators	Base line	Cummulative Targets					Total Budget (Kshs)
				Y1	Y2	Y3	Y4	Y5	
	Skills capacity of farmers enhanced	No. of food security technologies and Innovations promoted, which are gender sensitive and promote resilience to climate change effects	2	7	12	17	22	27	3,680,000
		No. of farmers (by sex and age) producing and consuming bio-fortified foof crops	100	1,000	2,000	3,000	4,000	5,000	
		Number of farmers (by sex) exposed to improved technologies and innovations through trainings, demonstrations and field days	300	1,000	1,000	1,000	1,000	1,000	
	Hardware support to farmers is enhanced	Tons of planting materials supplied to beneficiaries	0.5	1	3	3	5	5	27,500,000
		Number of assorted storage facilities provided to beneficiaries	3	6	8	9	9	9	
		SP Total							**31,730,000**
Agricultural Extension and Training Services	Community awareness barazas held at locational level	Number of public awareness meetings held	150	300	600	900	1200	1500	2,300,000
	Skills capacity of farmers enhanced through trainings, demonstrations, field days and educational tours	No. of Technologies, Innovations and Management Practices (TIMPs) promoted for adoption, which are gender sensitive and promote resilience to climate change effects	6	11	21	31	41	51	79,300,000

Programme Name: Crop Development									
Objective: To improve crop production, post-harvest management and household income									
Outcomes 1. Increased productivity for prioritized crop value chains 2. Increased household earnings from prioritized crop value chains 3. Reduced household vulnerability to food insecurity									
Sub-Programme	**Key Outputs**	**Performance Indicators**	**Base line**	**Cummulative Targets**					**Total Budget (Kshs)**
				Y1	**Y2**	**Y3**	**Y4**	**Y5**	
		No. of TIMPs promoted for upscaling, which are gender sensitive and promote resilience to climate change effects	0	2	4	6	8	10	
	Extension messages effectively disseminated to farmers, including advisory messages on climate change, gender, disaster and HIV/AIDS	Number of new plant clinics established and operating	9	0	17	25	25	25	18,200,000
		Number of farmers (segregated by gender) reached with extension and advisory messages	9,400	12,800	23,800	25,400	25,700	26,400	
	Regular technical backstopping and field follow ups conducted	Number of technical follow ups done	40	120	120	120	120	120	17,080,000
	SUB-PROGRAMME TOTAL								**116,880,000**
	PROGRAMME TOTAL								**355,329,744**

Programme Name: Soil Conservation									
Objective: To minimize degradation of agricultural farms and rehabilitate degraded areas									
Outcome: Reduced vulnerability of agricultural farms to climate change risks and disasters									
Sub-Programme	**Key Outputs**	**Performance Indicators**	**Base line 2017**	**Cummulative Targets**					**Total Budget (Kshs)**
				Y1	**Y2**	**Y3**	**Y4**	**Y5**	
Soil Conservation	Community mobilization meetings held at locational level	Number of farms identified for intervention as model farms	0	300	800	1300	1800	2300	530,000
	Provide hardware support to farmers	Number of assorted soil conservation tools purchased and issued to farmers	4	10	20	30	40	50	43,000,000
		Number of farm tree seedlings distributed	6,200	9,000	15,000	15,000	15,000	15,000	

Programme Name: Soil Conservation									
Objective:	To minimize degradation of agricultural farms and rehabilitate degraded areas								
Outcome:	Reduced vulnerability of agricultural farms to climate change risks and disasters								
Sub-Programme	**Key Outputs**	**Performance Indicators**	**Base line 2017**	**Cummulative Targets**					**Total Budget (Kshs)**
				Y1	**Y2**	**Y3**	**Y4**	**Y5**	
	Farm conservation structures laid out	Number of model farms laid out	73	373	873	1373	1873	2373	1,500,000
	Climate smart agriculture technologies disseminated	Number of farmers trained	450	1,500	2,500	2,500	2,500	2,500	9,700,000
	SUB-PROGRAMME TOTAL								**54,730,000**
	PROGRAMME TOTAL								**54,730,000**

Programme Name: Irrigation Development									
To enhance quality and diversity of agricultural produce through irrigation									
Outcome:	Increased area under irrigation								
Sub-Programme	**Key Outputs**	**Performance Indicators**	**Baseline 2017**	**Cummulative Targets**					**Total Budget (Kshs)**
				Y1	**Y2**	**Y3**	**Y4**	**Y5**	
Irrigation Development	Community mobilized on irrigation at identified irrigation potential areas	Number of public awareness meetings held	0	0	12	24	32	36	400,000
	Irrigation infrastructure constructed and rehabilitated	Number of new irrigation projects completed as per design	4	7	10	13	15	17	94,013,500,000
		Number of existing irrigation projects rehabilitated	26	28	35	41	47	53	72,250,000
		Number of irrigation small dams constructed/de-silted as per design	0	0	2	4	6	8	90,000,000
	Irrigation equipment provided to irrigation groups (portable pump sets)	Number of irrigation groups supported/ trained	18	22	27	32	37	42	500,000
		Number of irrigation equipment supplied	18	22	27	32	37	42	5,000,000
	Model food security farms established	Number of food security farms identified and developed	6	11	16	21	25	29	96,000,000
	Irrigation water users' associations formed and strengthened	Number of Irrigation water users' Associations formed and/or strengthened	2	8	14	20	26	32	500,000
	SUB-PROGRAMME TOTAL								**94,278,150,000**
	PROGRAMME TOTAL								**94,278,150,000**

4.4.4.6.2 Livestock Production, Fisheries and Cooperative Development Sub-Sector

The sub-sector consists of Livestock production, Fisheries, Veterinary and Cooperative Development units.

Sub-Sector Vision

An innovative, commercially oriented sub-sector

Sub-Sector Mission

To improve livelihood of county citizens through promotion of competitive and sustainable Livestock, Fisheries, Veterinary and Cooperative Development

Sub-Sector Goal

To improve the livelihoods of Elgeyo Marakwet residents through promotion of sustainable Livestock sub-sector.

Table 53: Livestock, Veterinary, Fisheries and Cooperative Sub-Sector Programmes

Programme Name: Livestock Development									
Objective: To promote Livestock production and productivity									
Outcome: Increased livestock productivity									
Sub Programme	**Key Output**	**Key performance Indicators**	**Base line**	**Cummulative Targets**					**Total Budget (Kshs)**
				Y 1	**Y2**	**Y3**	**Y4**	**Y5**	
Livestock Production	Dairy commercialization enhanced	No. of socially inclusive Dairy Farmer groups formed.	32	34	38	42	46	50	4,800,000
		No. of farmers trained on climate smart dairy farming techniques	6000	6000	8000	10000	12000	15000	2,000,000
		No. of field days	40	44	48	52	56	60	8,000,000
		No. of demonstrations established on feed conservation technologies	10	20	30	40	50	60	3,000,000
		No. of Operationalized and installed milk cooling equipment	10	12	16	20	24	28	50,000,000
		No. of socially inclusive educational tours	5	9	13	17	21	25	2,000,000
		No. of farmers supplied with pasture seeds	200	240	280	320	360	400	2,000,000
	returns from livestock investments through improved livestock breeds Increased	No. of rams Purchased	100	120	170	220	270	320	3,750,000
		No. of farmers trained	200	600	1100	1650	2250	3050	1,000,000
		No. of breeding stock purchased (dairy cows) distributed with social inclusivity	107	127	227	347	467	567	18,000,000
		No. of goats purchased (gala bucks)	85	90	100	110	120	130	750,000
		farmers trained	50	150	300	500	700	900	1,000,000
		No. of Poultry purchased	12,000	28,000	44,000	60,000	76,000	92,000	500,000
		No. of poultry groups formed	30	50	70	90	110	130	100,000
		No. of farmers trained	200	300	450	650	850	1050	1,000,000
		No. of trainings held	20	40	60	80	100	120	500,000
		No. of demonstrations established	-	20	40	60	80	100	500,000

Programme Name: Livestock Development									
Objective: To promote Livestock production and productivity									
Outcome: Increased livestock productivity									
Sub Programme	**Key Output**	**Key performance Indicators**	**Base line**	**Cummulative Targets**					**Total Budget (Kshs)**
				Y 1	**Y2**	**Y3**	**Y4**	**Y5**	
	Honey production Increased	No. of honey groups formed	10	12	17	22	27	32	500,000
		No. of farmers trained	-	200	400	600	800	1000	1,000,000
		No. of trainings held	-	5	10	15	20	25	500,000
		No. of demonstrations held	-	5	10	15	20	25	500,000
	Income from livestock sales improved.	No. of stock sale yards constructed	15	17	18	19	20	21	9,000,000
	Fish production commercialized	Number of groups dealing in fish	4	6	10	16	24	34	600,000
		Number of fish hatcheries established	0	0	1	1	1	1	500,000
		The number of fish mongers (fish traders)	40	0	48	56	64	72	200,000
		Number of fish marketing groups formed	5	0	6	7	9	9	100,000
		Number of cold storage facilities installed	0	0	4	8	12	16	2,000,000
		Number of ponds rehabilitated and stocked	70	0	90	110	130	150	500,000
		Number of gears bought	2	0	0	0	3	3	500,000
		SP Total							**114,800,000**
Livestock Extension and Training Services	Community awareness barazas held at ward level & target groups	Number of public awareness meetings held	100	100	100	200	200	200	1,700,000
	Skills capacity of farmers enhanced through trainings, demonstrations, field days and educational tours	No. of Technologies, Innovations and Management Practices (TIMPs) promoted for adoption, which are gender sensitive and promote resilience to climate change effects	4	9	14	19	24	29	2,500,000
	Extension messages effectively disseminated to farmers, including advisory messages on climate change, gender, disaster and HIV/AIDS	Number of farmers (segregated by gender) reached with extension and advisory messages	6,000	10,000	12,000	15,000	18,000	20,000	7,300,000

Programme Name: Livestock Development									
Objective: To promote Livestock production and productivity									
Outcome: Increased livestock productivity									
Sub Programme	**Key Output**	**Key performance Indicators**	**Base line**	**Cummulative Targets**					**Total Budget (Kshs)**
				Y 1	**Y2**	**Y3**	**Y4**	**Y5**	
	Regular technical backstopping and field follow ups conducted	Number of technical follow ups done	40	100	160	220	280	340	9,600,000
	SUB-PROGRAMME TOTAL								**21,100,000**
	PROGRAMME TOTAL								**135,900,000**

Programme Name: Cooperative Development									
Objective: To enhance growth and development of co-operatives									
Outcome: Enhanced Growth and Development of Co-operatives for income generation									
Sub Programme	**Key Output**	**Key performance Indicators**	**Baseline 2017**	**Cummulative Targets**					**Total Budget (Kshs)**
				Y 1	**Y 2**	**Y 3**	**Y 4**	**Y 5**	
Cooperatives development	Cooperative societies Audited	No. of Cooperative societies audited	32	72	117	162	202	222	300,000
	Co-operatives members trained	No. of co-operatives members trained	600	800	1000	1200	1400	1600	50,000
	Market linkages created	No of societies linked to reliable markets for produce	4	14	24	34	44	54	500,000
	Cooperative leadership trained	No. of trainings held	10	30	50	70	90	1	2,000,000
	improved financial services and computerization of societies	No. of SACCOs offering financial services fully automated	2	12	32	32	32	32	2,000,000
	Motor bikes, women groups and youth groups/cooperatives formed	No. of boda boda SACCOs registered and empowered	32	36	40	44	48	52	10,000,000
	Cooperatives empowered	Number of societies embracing value addition and product diversification	0	4	12	20	28	36	50,000,000
	County co-operative union empowered	Registration and operationalizing of the union	0	1	1	1	1	1	2,000,000
	Cooperatives storage facilities enhanced	Number of stores constructed	2	4	6	8	10	12	10,000,000
	County Cooperative Revolving fund established	Number of cooperatives utilizing the facility	0	55	65	70	80	85	75,000,000
	SUB-PROGRAMME TOTAL								**151,850,000**
	PROGRAMME TOTAL								**151,850,000**

Programme Name: Cooperative Development										
Objective: To enhance growth and development of co-operatives										
Outcome: Enhanced Growth and Development of Co-operatives for income generation										
Sub Programme	**Key Output**	**Key performance Indicators**	**Baseline 2017**	**Cummulative Targets**					**Total Budget (Kshs)**
				Y 1	**Y 2**	**Y 3**	**Y 4**	**Y 5**	
Programme Name: Veterinary Services										
Objective: To promote Livestock health and productivity										
Outcome: Reduced livestock disease prevalence										
Sub Programme	**Key Output**	**Key performance Indicators**	**Baseline 2017**	**Cummulative Targets**					**Total Budget (Kshs)**
				Y 1	**Y 2**	**Y 3**	**Y 4**	**Y 5**	
Disease Surveillance and control	Surveillance and animals vaccinated	No. of animals vaccinated against various notifiable diseases	30,000	50,000	60,000	70,000	70,000	70,000	3,400,000
		No. of vaccination programmes carried out	2	4	6	8	10	12	25,000,000
		No. of cold chain support acquired	0	2	3	4	5	6	1,000,000
		No. of vaccination equipment acquired	10	20	30	40	50	60	500,000
		No. of surveillance carried out	2	4	6	8	18	28	500,000
		stock routes inspected	2	8	14	20	26	36	500,000
		No. of dips Repaired/Constructed	78	79	99	119	139	159	10,000,000
		Litres of acaricide purchased	1,500	3,500	5,500	7,500	9,500	11,500	15,360,000
		No. of trainings undertaken	10	30	50	70	90	110	1,000,000
		Land purchased for dip construction	0	1	2	3	4	5	500,000
		No. of surveillance carried out	2	6	10	14	18	22	500,000
		stock routes inspected	2	6	12	18	24	30	100,000
		No. of sale yards inspected	12	16	16	16	18	18	100,000
		SUB-PROGRAMME TOTAL							**58,460,000**
A I Services	Improved breeds	No. of Motorbikes Purchased for AI services	8	9	12	15	17	18	4,500,000
		No. of AI kits purchased	8	9	12	15	17	18	1,000,000
		No. of Inseminators trained/Recruited	8	9	12	15	17	18	9,000,000
		No of semen straws purchased	17,000	53,000	89,000	125,000	161,000	197,000	100,000,000
		No. of farmer groups trained	-	40	100	180	260	310	3,100,000
	SUB-PROGRAMME TOTAL								**117,600,000**
	PROGRAMME TOTAL								**176,060,000**

4.4.4.6.3 Tourism, Culture, Wildlife, Trade and Industry Sub Sector

This sub-sector comprises of five units: Tourism, Culture, Trade, Wildlife and Industry.

Sub-Sector Vision

A globally competitive and innovative sub sector for socio-economic development

Sub-Sector Mission

To provide an enabling environment that facilitates trade investments, tourism enhancement, industrial development and cultural preservation for socio-economic growth.

Sub-Sector Goals

1. To develop and manage trade and industrialization
2. To develop and manage tourism within the county
3. To foster and promote cultural development

Table 54: Tourism, Trade and Culture Sub-Sector Programmes

Programme Name: Tourism Development									
Objective: To enhance tourism development.									
Outcome: Increased tourist arrivals to the county									
Sub Programme	**Key Output**	**Key performance Indicators**	**Baseline 2017**	**Cummulative Targets**					**Total Budget (Kshs)**
				Y 1	**Y 2**	**Y 3**	**Y 4**	**Y 5**	
Tourism Development	Development of cable car project	No. of cable car projects developed	Feasibility study ongoing	1	1	1	1	1	2,300,000,000
	Development of picnic and camping sites	No. of campsites developed	9	10	11	12	13	14	12,500,000
	Conservancies established	No. of conservancies established	1	3	4	5	5	5	20,000,000
	County museums developed	No. of museums operationalized	2	4	4	4	4	4	6,000,000
	Snake parks developed	No. of snake parks operationalized	1	1	1	1	1	1	6,000,000
	Tourism marketing carried out	No. of events organized	10	15	20	25	30	35	20,000,000
	Niche product development done	No. of products developed	-	2	4	6	8	10	15,000,000
	Talent exhibitions and shows organized	No. of shows held	2	3	4	5	6	7	10,000,000
	Information centres developed	No. of information centres developed	0	0	1	1	2	2	5,000,000
	Tourism circuits developed	No. of tourists' circuits developed	0	0	1	1	1	1	2,000,000
	Ecolodges constructed	Number of ecolodges	Feasibility studies done	1	1	1	1	1	200,000,000
	Dams constructed	No. of dams dug	1		2	2	3	3	5,000,000

Programme Name: Tourism Development									
Objective: To enhance tourism development.									
Outcome: Increased tourist arrivals to the county									
Sub Programme	**Key Output**	**Key performance Indicators**	**Baseline 2017**	**Cummulative Targets**					**Total Budget (Kshs)**
				Y 1	**Y 2**	**Y 3**	**Y 4**	**Y 5**	
	Housing units constructed	No of housing units developed (Two bed-roomed)	1	2	3	4	5	5	50,000,000
	Construction and maintenance of fence	KM of fence erected	-	10	20	30	40	50	25,000,000
	Park roads opened and graveled	KM of road opened	60	70	80	90	100	110	40,000,000
	SUB-PROGRAMME TOTAL								**2,716,500,000**
	PROGRAMME TOTAL								**2,716,500,000**

Programme Name: Trade and Enterprise Development									
Objective: To improve business environment for trade investment in order to promote MSMEs									
Outcome: Enhanced business development linkages with stakeholders									
Sub Programme	**Key Output**	**Key performance Indicators**	**Baseline 2017**	**Cummulative Targets**					**Total Budget (Kshs)**
				Y1	**Y2**	**Y3**	**Y4**	**Y5**	
Trade and enterprise development	Establishment of county loans board Joint loans board	Formation of the board	-	1	1	1	1	1	1,000,000
	Promotion of business investment	No. of trade promotion ventures carried out	5	6	7	8	9	10	5,000,000
	Training and capacity building o MSMEs	No. of trainings held	2	4	6	8	10	12	3,000,000
	Trade shows and exhibitions organized	No. of shows held	2	3	4	5	6	7	7,500,000
	Trade development support initiative (trade loan)	Amount of funds allocated	8,000,000	18,000,000	38,000,000	68,000,000	80,000,000	100,000,000	100,000,000
	Business incubation centres developed	No. of centres developed	0	1	1	1	2	2	10,000,000
	Industrial park developed	No. of industrial parks developed	0	0	1	1	1	1	100,000,000
	Cottage industries developed	No. of cottage industries developed	0	1	2	3	4	5	10,000,000
	Open air markets established	No. of land parcels acquired	0	1	2	3	4	5	20,000,000

Programme Name: Trade and Enterprise Development									
Objective: To improve business environment for trade investment in order to promote MSMEs									
Outcome: Enhanced business development linkages with stakeholders									
Sub Programme	**Key Output**	**Key performance Indicators**	**Baseline 2017**	**Cummulative Targets**					**Total Budget (Kshs)**
				Y1	**Y2**	**Y3**	**Y4**	**Y5**	
	Fresh produce market centres developed	No. of centres developed	0	0	2	2	4	4	10,000,000
	Lockable shops constructed	No. of shops constructed	300	324	384	480	540	600	120,000,000
	SUB-PROGRAMME TOTAL								**386,500,000**
	PROGRAMME TOTAL								**386,500,000**

Programme Name: Culture and Heritage Preservation									
Objective: To enhance the preservation and fostering of cultural values									
Outcome: Improved socio-cultural activities in the county									
Sub Programme	**Key Output**	**Key performance Indicators**	**Baseline 2017**	**Cummulative Targets**					**Total Budget (Kshs)**
				Y1	**Y2**	**Y3**	**Y4**	**Y5**	
Culture and Heritage Preservation	Cultural centres established	No. of cultural centres established	2	0	3	4	4	4	6,000,000
	Creative arts and talents promoted	No. of creative arts and talents promoted	0	0	1	1	2	2	2,000,000
	County archives established	No. of county archives established	0	0	0	0	1	1	10,000,000
	Traditional medicine and artefacts packaged and patented	No. of traditional medicine packaged and patented	0	0	0	1	1	2	4,000,000
	Botanical gardens established	No. of botanical gardens established	2	3	4	4	5	6	2,000,000
	Cultural sites preserved and protected	No. of cultural sites preserved and protected	2	0	3	3	4	4	2,000,000
	Art galleries established	No. of art galleries established	0	0	0	1	1	1	5,000,000
	Cultural practitioners empowered	No. of cultural practitioners empowered	1	0	6	6	11	11	2,000,000
	Home crafts centres established (leather tanning and bead work)	No. of home crafts centres established	0	0	1	1	2	2	4,000,000
	Cultural days held	Cultural programmes developed	5	10	15	20	25	30	20,000,000
	SUB-PROGRAMME TOTAL								**57,000,000**
	PROGRAMME TOTAL								**57,000,000**

4.4.4.7 Cross-Sectoral Implementation Considerations

Table 55: Cross-sectoral impacts

Programme Name	Sector	Cross-Sector Impacts		Measures to Harness or Mitigate the Impacts
		Synergies	Adverse Impacts	
Crop development	Water, Health and Sanitation	Improved nutrition standards Improved access to irrigation water	Environmental and water pollution Human disease incidences	Promote good agricultural practices
	Infrastructure	Improved access to input & output markets	Increased produce wastage	Improve road conditions
	Social Protection & Empowerment	Deliberated empowerment of special interest groups	Increased dependence syndrome	Mainstream special interest groups in programmes
	Governance & Administration	Generation of revenue	Reduced farmer earnings	Develop business friendly revenue rates
Soil Conservation	Water, Health and Sanitation	Reduced contamination of water bodies	Soil contamination	Prpoper disposal of medical waste
	Infrastructure	Reduced clogging of drainage systems	Surface run off and soil erosion	Construction of check terms
Irrigation Development	Water, Health and Sanitation	Integrated water utilization, conservation and management	Water borne diseases, water pollution, Conflict over water	Promotion health and sanitation facilities. Good agricultural practices Enforcement of appropriate water use legislation
Livestock development	Water, Health and Environment	Improved nutrition standard and quality of water	Human and animal disease incidents Environmental and water pollution	Good Agricultural practices
	Infrastructure	Improved market access to inputs and outputs	Increased wastage	Improved road conditions
	Social protection and empowerment	Deliberate targeting and empowerment of vulnerable groups	Increased dependency syndrome	Mainstream special groups in programmes
	Governance and Administration	Generation of revenue	Reduced farmer earnings	Develop business friendly revenue rates
Cooperatives development	Governance and Administration	Better managed farmer organizations	Collapsed farmer organizations and loss of revenue	Improve governance structures
Tourism development	Infrastructure	Improvement of parks roads	Loss of biodiversity Pollution	Adopting environmentally viable infrastructure development practices
	Agriculture	Plantation agriculture to improve soil conservation	Encroachment to migration routes	Fencing off conservation areas
	Environment and natural resources	Tree planting increases vegetation cover	Risk of introduction of invasive species	Identifying and planting of indigenous trees
	Youth sports and gender	Identifying and promoting talents	Duplication of roles	

4.4.5 Public Administration and Governance Sector

4.4.5.1 Sector Introduction

The sector provides overall policy and leadership direction as well as coordinating county government functions. It also plays a big role in promoting integrity, peacebuilding and conflict resolution.

4.4.5.2 Sector Composition

The sector comprises of the following sub-sectors; Office of the Governor and Executive Administration, Public Service Management and County Administration, The County Public Service Board, Finance and Economic Planning and The County Assembly.

4.4.5.3 Sector Vision and Mission

Sector Vision

A competent leadership for effective and efficient service delivery.

Sector Mission

To ensure effective and accountable leadership through formulation of administrative and economic policies which will spur human capital productivity and enhance accountability in the management of public resources for sustainable socio-economic and political development.

4.4.5.4 Sector Goals:

1. Promote good governance and leadership for prudent utilization of public resources in a cohesive and informed citizenry to safeguard public interests.
2. Coordination and management of government policies for Effective and efficient service delivery
3. Align human resource, support systems and functions to achieve efficiency and effectiveness in service delivery.
4. Strengthened planning and budgeting processes and enhanced policy formulation for effective monitoring and implementation of public resources.

Table 56: Mainstreaming of Cross-Cutting Issues

Issue	Impacts	Adaptation Measure	Mitigation Measure
Disaster Risk Reduction(DRR)	• Occurrences of Droughts and famine, landslides, floods lead to loss of life, property and livelihoods	• Establishing Emergency funds • Emergency preparedness training • Establishing Emergency Response and Management Units	• Communication of early warnings and signs to the public • Public sensitization and awareness
HIV & AIDS	• Increased incidences of HIV/AIDS infections lower productivity at service delivery points	• Mainstreaming HIV and AIDS in all county departmental activities. • Establish HIV/AIDS Coordinating Units	• Initiate counselling and testing programs at the work place • Condom distribution at the work place
Gender & Vulnerable groups	• Low access to government procurement opportunities • Low participation in budget making and implementation processes	• 30% Access to Government Procurement Opportunities (AGPO) reservation to vulnerable groups • Exemption from 2% bid bond requirements • Holding separate budget forums for special interest groups	• Targeted availing of information to vulnerable groups • Capacity building of the vulnerable groups • Implementation of gender responsive budgeting

Table 57: Public Administration and Governance Sector Development needs, Priorities and Strategies

Program	Needs	Strategy/priority
Open Governance, Transparency and Accountability	Citizens access to government information and data	• Establish community radio station • Publish and disseminate county bulletins in the next 5 years
	Complaints and compliments handling, processing and feedback mechanism	• Establish and operationalize complaints and compliments handling committee • Operationalize complaints and complements handling mechanisms in departments • Operationalize a dedicated telephone line to address citizens' complaints
	Peace building initiatives	• Hold multi agency and community joint peace meetings • Establish and operationalize alternative dispute resolution mechanisms to address communal disputes
	Internal audit control system	• Establish risk management and audit committees • Sensitize accounting officer and other senior staff on internal and external audits
	Compliance to county laws and policies	• Carry out sensitization to the members of the public • Hold stakeholder engagements • Establish and operationalize county court to prosecute offenders
Public Service Management	Improved service delivery	• Proper facilitation, continuous capacity building of all staff • Construct and furnish service delivery offices at all levels • Embrace the values and principles of public service
	Personnel records management	• Establish and operationalize a staff registry for proper records management • Install HRMIS software
	Coordination framework	• Establish and strengthen Coordination Units at ward, sub county, urban/towns and headquarter levels • Develop a robust coordination and collaboration framework with development partners
	Robust performance management program	• Undertake performance appraisals • Implement performance contracting framework
Financial Management	Baseline survey and data	• Carry out baseline surveys to generate accurate and up to date data and statistics • Establish a county specific statistical database
	Project monitoring and evaluation system	• Establish and operationalize an efficiency monitoring unit. • Develop County Information Monitoring and Evaluation System
	Timely payments for goods and services	• Extension of IFMIs support functions
	Enhanced local revenue collection	• Fully digitize revenue collection and management • Expand revenue collection base • Outsource collection of property and land rates
	Inventory management systems	• Construct an inventory store • Install and operationalize inventory management system

4.4.5.5 Sub Sector Programmes

4.4.5.5.1 Office of the Governor and Executive Administration

The sub-sector is charged with the mandate of providing county leadership in the implementation of county development aspirations by ensuring the county works harmoniously through improved policy direction, coordination and information sharing between departments and other entities within the county.

It comprises of entities including; Governor's Office, Deputy Governor's Office, County Secretary's Office, Advisory Office (Economic, Legal and Political), Liaisons and Hospitality Office, County Attorney, Communications Office, Office of the Chief of Staff, Internal Audit and Protocol.

Vision

An efficient governance office that is accessible to all citizens.

Mission

To promote and participate in the provision of county government services to all.

Goal

Improved governance and leadership for a prosperous county.

Table 58: Office of the Governor and Executive Administration Sub-Sector Programmes

Programme Name: Open Governance, Transparency and Accountability									
Objective: To improve open governance for prudent utilization of public resources									
Outcome: Enhanced Accountability									
Sub Programme	**Key output**	**Key performance indicators**	**Baseline**	**Cummulative Targets**					**Total Budget (Kshs)**
			2017	**Y1**	**Y2**	**Y3**	**Y4**	**Y5**	
Governance	Community radio station established and operationalized	No. of radio station established and operationalized	-	1	1	1	1	1	60,000,000
	Value of audit queries reduced	% Value of audit queries	-	25	20	15	10	5	15,000,000
	Corruption Prevention Action Plan developed and reviewed	No. of corruption prevention action plan developed	-	1	2	3	4	5	1,000,000
	Integrity Assurance improved	Corruption index	78.2	50	40	25	10	5	10,000, 000
	Public officers signed to the Code of Conduct	% of public officers signed to the Code of Conduct	-	70	90	100	100	100	0
	State Officers signed to Code of ethics	No. of state officers signed to Code of ethics	12	24	36	48	60	72	500,000
	Laws and regulations enforced	No. of prosecution frameworks established	-	-	1	1	1	1	10,000,000
	County headquarters complex with ICT and resource centre constructed and equipped	No. of blocks constructed and equipped	-	-	1	1	1	1	422,000,000
	Governor's residence constructed	No. of residential houses constructed	-	-	1	1	1	1	50,000,000
	SUB-PROGRAMME TOTAL								**568,500,000**
Peace building, and conflict resolution	Conflicts reported reduced	Incidence of conflicts reported and resolved	-	5	10	15	20	25	30,000,000
	SUB-PROGRAMME TOTAL								**30,000,000**
Disaster management and emergency response	Disaster management and emergency response framework established	No. of disasters prone areas/sites identified	-	5	10	15	20	25	40,000,000
		No. of emergencies responded in time	-	5	10	15	20	25	20,000,000
	SUB-PROGRAMME TOTAL								**60,000,000**
	SUB-PROGRAMME TOTAL								**658,500,000**

4.4.5.5.2 Public Service Management and County Administration

The sub-sector is responsible for coordinating county government functions. It also provides the overall policy and leadership direction to the county as well as the human resource functions in the public service. It comprises of Human Resource section, Payroll section, Administration unit and Public Participation and Civic Education Unit.

Vision

A leading dynamic and informative administrative system for efficient and effective public service.

Mission

To enhance coordination and supervision for effective and efficient public service delivery to citizens.

Goal:

To improve coordination and management of government services for Effective and efficient service delivery.

Table 59: Public Service Management and County Administration Sub Sector Programmes

Programme Name: Public Service Management									
Objective: To Provide Leadership in Governance and Management of County Government Affairs									
Outcome: Improved Service Delivery									
Sub Programme	**Key output**	**Key performance indicators**	**Baseline**	**Cummulative Targets**					**Total Budget (Kshs.)**
			2017	**Y 1**	**Y 2**	**Y 3**	**Y 4**	**Y 5**	
Human resource management	Performance contracts signed	Number of performance contracts signed	907	2700	2700	2700	2700	2700	25,000,000
	Planned establishment compared to staff in post	Proportion of planned establishment compared to staff in post	-	0.50	0.70	0.85	0.95	1	0
	County Staff registry established	No. of HR registry established	0	1	1	1	1	1	4,400,000
	Human Resource Information Management Systems (HRIMS) automated	No. of HRIMS installed	0	0	1	1	1	1	7,000,000
	Rapid results initiatives (RRIs) conducted	No. of Rapid results initiatives (RRIs) conducted	0	1	2	3	4	5	10,000,000
	Supervisory role enhanced	No of field visits conducted	-	4	8	12	16	20	2,400,000
	Staff capacity built	% of staff capacity built	-	50	70	80	90	100	40,000,000
	SUB-PROGRAMME TOTAL								**88,800,000**
Alcoholic drinks control	Prevalence of alcohol consumption reduced	Prevalence of Adults who suffer from disorders attributable to the consumption of alcohol	0	75%	60%	50%	40%	30%	13,500,000
	Annual inspections of alcoholic drinks outlets for licensing done.	No. of Annual inspections done	1	2	3	4	5	6	1,000,000
	Baseline survey conducted on	No. of Baseline survey conducted	0	1	1	1	1	2	2,000,000

Programme Name: Public Service Management									
Objective: To Provide Leadership in Governance and Management of County Government Affairs									
Outcome: Improved Service Delivery									
Sub Programme	**Key output**	**Key performance indicators**	**Baseline**	**Cummulative Targets**					**Total Budget (Kshs.)**
			2017	**Y 1**	**Y 2**	**Y 3**	**Y 4**	**Y 5**	
	alcohol prevalence								
	Rehabilitation centre completed and operationalized	No. of rehabilitation centre completed and operationalized	0	1	1	1	1	1	5,000,000
	SUB-PROGRAMME TOTAL								**21,500,000**
AIDS Control Unit (ACUs)	HIV/AIDS Control units established and operationalized	No. of Departments with ACUs established and operationalized	0	12	24	36	48	60	15,000,000
	SUB-PROGRAMME TOTAL								**15,000,000**
Coordination of government functions	Programs/projects supervised	No. of departmental programs / projects supervised	-	400	800	1200	1600	2000	50,000,000
	Standard Operating Procedures (SOPs) developed	No. of procedure manuals operationalized	0	2	4	6	8	10	25,000,000
	Decentralized administrative offices constructed and equipped	No. of administrative offices constructed	0	6	6	6	6	6	40,900,000
	Ward offices furnished and equipped	No. of ward offices furnished and equipped	0	20	20	20	20	20	18,750,000
	SUB-PROGRAMME TOTAL								**134,650,000**
Urban areas management	Urban utilities managed	Proportion of urban utilities managed	0.38	0.50	0.65	0.75	0.85	1	92,900,000
	Cemetery established	No. of cemeteries established	1			2	2	2	150,000,000
	SUB-PROGRAMME TOTAL								**242,900,000**
Citizen participation and Civic Education	Accountability Mechanisms established	No. of accountability forums held	20	40	60	80	100	120	25,000,000
	Residents engaged in governance	No. of stakeholders/residents engaged	4	8	12	16	20	24	5,000,000
	Complaints and Compliments Mechanism Established	No. of departments with a functional complaints and compliments mechanism handling systems	12	24	36	48	60	72	1,000,000
	County Information and Documentation centre (CIDC) equipped	No. of documentation centres equipped	0	0	1	1	1	1	2,000,000
		SUB-PROGRAMME TOTAL							**33,000,000**
	PROGRAMME TOTAL								**535,850,000**

4.4.5.5.3 Finance and Economic Planning

The sub- sector is charged with the mandate of coordinating fiscal responsibility as provided for in PFM Act, 2012 and economic development in line with the country's development blue print, Kenya Vision 2030.

Sub- sector Composition

It comprises of the following sections/directorates; Economic Planning and Budgeting, Monitoring and Evaluation, Accounting, Supply Chain Management and Revenue.

Vision

Aleading sector in public finance management, economic policy formulation and coordination of development.

Mission

To provide overall leadership and policy direction in resource mobilization, management and accountability for quality public service delivery.

Goal

Strengthened planning and budgeting processes and enhanced policy formulation for effective monitoring and implementation of public resources.

Table 60: Finance and Economic Planning Subsector Programmes

Programme Name: Financial Management									
Objective: To strengthen planning, budgeting, policy formulation and fiscal discipline for accelerated growth									
Outcome: Enhanced fiscal discipline and coordination of economic development									
Sub Programme	**Key output**	**Key performance indicators**	**Base line**	**Cummulative Targets**					**Total Budget (Kshs)**
			2017	**Y 1**	**Y 2**	**Y3**	**Y4**	**Y5**	
Monitoring, Evaluation and reporting	Key performance indicators prepared	No. of Handbook on key performance indicators prepared	0	1	2	3	4	5	500,000
	County Factsheet(s) updated	No. of Copies of updated County Factsheet(s)	1	2	3	4	5	6	5,000,000
	Electronic County Information Monitoring and Evaluation System (e-CIMES) installed and operationalized	No. of Electronic County Information Monitoring and Evaluation System (e-CIMES) installed and operationalized	0	1	1	1	1	1	7,000,000
	Projects completed within the stipulated timelines	% of projects completed within the stipulated timelines	61	80	87	95	100	100	3,000,000
	Electronic statistical database systems installed and operationalized	No. of electronic statistical database systems installed and operationalized	0	0	1	1	1	1	5,000,000
	Statistical surveys undertaken, and data analysis carried out	No. of surveys done	0	1	2	3	4	5	6,000,000
	SUB-PROGRAMME TOTAL								**26,500,000**
Economic Planning & Budgeting	Legal and regulatory frameworks adhered	No. of appropriation bill generated	1	2	3	4	5	6	1,000,000
	Annual development Plans (ADP) developed	No. of annual development Plans developed	1	2	3	4	5	6	12,500,000
	County Budget Review and Outlook Paper(CBROP) prepared	No. Budget review and outlook paper prepared	1	2	3	4	5	6	2,500,000
	County Fiscal Strategy Paper (CFSP) Prepared	No. County Fiscal Strategy Paper Prepared	1	2	3	4	5	6	7,500,000
	Programme Based Budgets(PBB) developed	No. of programme based budgets developed	1	2	3	4	5	6	10,000,000

	SUB-PROGRAMME TOTAL								**33,500,000**
Accounting services	Integrated IFMIS support functions fully operationalized	No. of modules implemented	2	5	5	5	5	5	3,000,000
	SUB-PROGRAMME TOTAL								**3,000,000**
Supply Chain Management	Software systems acquired	No. of e-Procurement software procured	0	1	1	1	1	1	2,000,000
	Inventory Storage blocks constructed	No. of inventory stores constructed	0	1	1	1	1	1	4,000,000
	Legal and regulatory requirements complied	% of procurement to PWDs, Women and Youth (AGPO)	24	30	30	30	30	30	0
	SUB-PROGRAMME TOTAL								**6,000,000**
Revenue Management Services	Revenue collection systems Automated	No. of POS gadgets in use	70	140	210	210	210	210	10,500,000
	Revenue software installed and operationalized	No. revenue software installed and operationalized	0	1	1	1	1	1	10,000,000
	SUB-PROGRAMME TOTAL								**20,500,000**
	PROGRAMME TOTAL								**89,500,000**

4.4.5.5.4 County Assembly

The County Assembly is the arm of the County Government that makes legislation, represents the people and provides oversight on county resources. Its objective is to facilitate the members of the County Assembly to efficiently and effectively fulfill these functions in a representative system of government by holding and ensuring that the autonomous status of the County Assembly in its corporate relationship with other departments of county government is maintained.

Vision

A vibrant, model assembly that champions citizen aspirations.

Mission

To provide transformative citizen representation through legislation and oversight of public resources for Elgeyo Marakwet County.

Table 61: County Assembly Sub sector development programmes

Objectives: To ensure proper accountability and transparency of public resources. **:** To ensure proper bills are enacted for continuous development in the county									
Outcome: Improved efficiency in service delivery									
Sub Programme	**Key output**	**Key performance indicators**	**Base line**	**Cummulative Targets**					**Total Budget (Kshs)**
			2017	**Year 1**	**Year 2**	**Year 3**	**Year 4**	**Year 5**	
Coordination of County Assembly functions	Administration block Constructed, equipped and related infrastructure (Road Capro ;raised Water tank; Security CCTV cameras; Solar lighting; Car park areas for VIPs; Landscaping (sculpture and water Fountain and other infrastructural developments)	No. of blocks constructed and equipped	-	1	1	1	1	1	522,000,000
	Multimedia congress system Extended	No. of multimedia congress systems extended	-	1	1	1	1	1	100,000,000
	Speaker's residence Constructed	No. of residential houses constructed	-	1	1	1	1	1	50,000,000
	Public gallery Extended	No. of public gallery extended	-	1	1	1	1	1	10,000,000
	SUB-PROGRAMME TOTAL								**682,000,000**

4.4.5.6 Cross- Sectoral Implementation Consideration

This section highlights the cross-sectoral impacts of each sectoral programme and appropriate actions to harness cross-sector synergies or mitigate adverse cross-sector impacts.

Table 62: Cross-Sectoral impacts

Programme	Sector	Cross-sector impact		Measures to harness or mitigate the impact
		Synergies	Adverse Impact	
Open Governance, Transparency and Accountability	All sectors	• Prudent utilization of public resources	• Misappropriation public resources • Inaccurate and misleading audit reports	• Production of qualify reliable and timely audit reports
		• Economic growth • Timely implementation of Projects • Improved cohesion and co-existence	• Slow economic growth • Resistance to development initiatives	• Use alternative dispute resolution mechanism
Public Service Management	All sectors	• Improve service delivery • Motivated staff • Increased productivity	• Demotivated staff and low performance and productivity	• Rewards and sanctions administered
		• A county free from alcoholic harm	• Declined in social and economic development	• Sensitization Reforming and rehabilitation
		• Seamless implementation of development projects and programs • effective and efficient service delivery	• Duplication of function • Misuse of public funds	• Clear vision and mission, objectives functions and activities
		• Aligned human resource, support systems and functions.	• Inefficiency and ineffectiveness of service delivery • Low staff motivation, performance and productivity • Duplication of functions	• Training and capacity building
		• Informed citizenry for informed decision making • Compliance through regulatory approaches and Safeguard public interest	• Frequent Complaints • Loss of local revenue Disorder and non-compliance of by-laws	• Hold periodic accountability fora • Civic education and train enforcement officers
Financial Management	All sectors	• Improved tracking and assessment of project implementation • Efficient utilisation of resources	• Poor implementation of projects • Inaccurate status reporting • Poor quality of works	• Establish Efficiency Monitoring Unit • Acquisition and installation of electronic M&E system

Programme	Sector	Cross-sector impact		Measures to harness or mitigate the impact
		Synergies	Adverse Impact	
			• Loss of funds • Project/program objective will not be achieved	
		• Enough resource for development (resource mobilization) • Streamlined allocation of resources • Integrated economic plans • Improved funds Absorption • Quality and accountable governance • Seamless implementation of plans	• Unsustainable decision making • Inadequate resources • Unrealistic project budget allocation	• Capacity building of technical staff
		• Automation of procurement procedures • Timely procurement of services and projects	• Non-completion of projects within the stipulated timelines • Litigations • Increase in project costs • Missing out on grants	• Adherence to procurement laws and policies • Full implementation of IFMIS modules • Timely requisition of projects and services by departments
		• Adequate and sufficient funding for projects and programs	• Incomplete implementation of projects/programs Underfunding of projects	• Enforce revenue collection and increase revenue points. • Prudent management of resources • Revenue resource mapping • ER system
		• Timely payments for goods and services • Satisfied clients	• Inaccurate financial reports • Low funds absorption rates	• Training and capacity building • Adherence to financial regulations and procedures as provided for in PFM Act

4.5 Flagship /County Transformative Projects

These are projects with high impact in terms of employment creation, increasing county competitiveness and revenue generation. Some of these flagship projects are derived from the Kenya Vision 2030 and can be implemented in collaboration with the National Government or from the County Transformative Agenda.

This section also brings out Projects cutting across county borders since it has a great impact on county's development agendas.

4.5.1 InfrastructureSector

Table 63 : Infrastructure Sector Transformative Projects

Project Name	Location	Objective	Output /Outcome	Performance indicators	Time frame	Implementing Agencies	Cost (Ksh.)
Purchase of 2 Firefighting equipment	Iten & Kapsowar	Purchase of fire engine	Reduced loses from fire outbreaks	No. of operational fire stations	2018-2022	County government	120,000,000
Purchase of 1 no. dozer & 1 no. Excavator& 3 tipper trucks	County wide	To open roads along difficult terrain	Improved accessibility	Km of roads opened	2018-2022	County government	81,000,000
Equipped material testing laboratory/ Approved Building Technology (ABT)	County wide	Quality control of building materials	Safe and durable buildings	Tests performed on materials	2018-2022	County government	20,000,000
Emergency funds (landslides that cut roads)	County wide	To mitigate emergencies on roads	All-weather roads	Landslides blocking roads removed.	2018-2022	County government	25,000,000
Maintenance of roads equipment	County wide	To ensure equipment are in good working condition	Improved service delivery	% of equipment maintained	2018-2022	County government	50,000,000
TOTAL							**296,000,000**

4.5.2 SocialProtection & Empowerment Sector

Table 64: Social Protection & Empowerment Sector Transformative Projects

Project Name	Location	Objective	Output /Outcome	Performance indicators	Time frame	Implementing Agencies	Cost (Ksh.)
Business/ technology incubation Hub	Chepkorio VTC.	To prepare and link TVET graduates to the job market and support MSMEs	TVET graduates engaged in productive occupational trade.	% of TVET graduate engaged in productive occupational trade	2018-2022	CG Development partners	100,000,000
Construction and Equipping VTC workshops	All VTCs	To equip TVET trainees with industry-driven skills set.	15 VTCs equipped with tools and equipment	Number of workshops constructed and equipped	2018-2022	• CG • World bank • NG	396,000,000
Construction of resource centers.	County headquarters	To strengthen capacity of pre-primary school teachers and VTC instructors	One resource canter constructed	Number of resource centers constructed	2018-2022	▪ CG ▪ Development	70,000,000
SUB TOTAL							**566,000,000**
Completion of Kamariny Sports Complex	Kamariny	Improved accessibility to Standard Facilities and Increased high level Thematic Events &Championship events	Construction & Operationalization of the Stadium to Completion with Support Structures	No. of Completed Complex	2018-2022	County Government and Sports Kenya	50,498,000
Establish County Sports Academy	County		Establishing and Operationalization of Sports Academy	No. of academy	2018-2022	County Government and Development Partners	849,289,000
Youth Internship & Apprenticeship	County Wide	Enhance youth employability and job skills	Supporting Youths to get Internship & Apprenticeship placements	No. of youths	2018-2022	County Government and Development Partners	50,198,200
County Affirmative Action Funds for Youth, Women and PWDs	County Wide	Increased Accessibility to Credit/Loans for Youth, Women & PWDs	Supporting Youth Groups& Youths with Loans for business & Investments	Amount No. of youth benefiting	2018-2022	County Government and Development Partners	110,000,000
Establishment of ICT Innovation Centre and Business hub	One in each Sub County	Enhance ICT skills	ICT innovation and business hub established	No. of Hubs	2018-2022	County Government and Development Partners	409,200,000
Automation of County Operations and Services	County Headquarters	Enhance Service Delivery	Operations and Services automated	No. of automated operation	2018-2022	County Government and Development Partners	150,000,000
SUB TOTAL							**1,619,185,200**
TOTAL							**2,185,185,200**

4.5.3 Health, Water and Sanitation Sector

Table 65: Health and Sanitation Sub Sector Transformative Projects

Project Name	Location	Objective	Output /Outcome	Performance indicators	Timeframe	Implementing Agencies	Cost (Kshs.)
Iten County Referral Hospital	Kapchemutwa	Improve quality of services	County referral hospital upgraded to Level 5 status	No. of county referral hospital upgraded	2018-2022	CG	112,000,000
Tot Sub County Hospital	Endo	Improve quality of services	Sub county hospital upgraded to Level 5 status	No. of sub county hospitals upgraded	2018-2022	CG	35,000,000
Chebiemit Sub County Hospital	Moiben Kuserwo	Improve quality of services	Sub county hospital upgraded to Level 5 status	No. of sub county hospitals upgraded	2018-2022	CG	59,000,000
Kamwosor Sub County Hospital	Metkei	Improve quality of services	Sub county hospital upgraded to Level 5 status	No. of sub county hospitals upgraded	2018-2022	CG	38,000,000
Kaptarakwa Sub County Hospital	Kaptarakwa	Improve quality of services	Sub county hospital upgraded to Level 5 status	No. of sub county hospitals upgraded	2018-2022	CG	29,000,000
Kocholwo Sub County Hospital	Soy South	Improve quality of services	Sub county hospital upgraded to Level 5 status	No. of sub county hospitals upgraded	2018-2022	CG	25,000,000
Tambach Sub County Hospital	Tambach	Improve quality of services	Sub county hospital upgraded to Level 5 status	No. of sub county hospitals upgraded	2018-2022	CG	35,000,000
TOTAL							**333,000,000**

Table 66: Water, Environment, Lands, Natural Resource and Climate Change Management Sub Sector Transformative Projects

Project Name	Location	Objective	Output /Outcome	Performance indicators	Time frame	Implementing Agencies	Cost (Kshs.)
Solid waste management and conservancy	Chepkorio, Iten, Flax Kapsowar and Kapcherop	Acquire dumpsites	Dumpsite acquired	No. of dumpsites acquired	2018-2022	CG, Kenya Urban Support program	35,000,000
Kararia-Tebe water project	Kapyego ward	Water supply system	Improved water supply system	No. of water supply systems	2018-2022	LVNWSB, CG, WSTF,	30,000,000
Natural Farm Regeneration Management(NFRM)	Soy north, Soy South, Tambach, Arror, Endo	Assist farmers stablish pasture, improve livelihood	NFRM Established	No. of farmwers under NFRM established	2018-2022	World Vision, WLE&CC,	50,000.000
Emsoo water project	Emsoo	Supply clean water to Emsoo ward	Improved water coverage and quantity	No. of water supply systems	2018-2022	RVWSB, CG, WSTF, WV, ADS, TULLOW OIL, NCCK	12,000,000
Sukutek water project	Soy South ward	Supply clean water to Soy South ward	Improved water coverage and quantity	No. of water supply systems	2018-2022	CG	15,000,000
TOTAL							**12,000,000**

4.5.4 Productive and Economic Sector

Table 67: Productive and Economic Sector Transformative Projects

Project	Location	Objective	Output	Performance Indicator	Timeframe	Implementing Agency	Cost (Kshs.)
Mobile soil testing machine	County wide	To improve access to soil testing facilities	Procure and install soil testing facilities	Number of soil testing machine installed as per design	2018-2022	County Government	25,000,000
Metkei Milk Processing	Metkei	Increase farmer earnings from dairy value chain	Expand and install modern milk processing facilities	Number of milk processing facilities installed and function as per design	2018-2022	County Government	120,000,000
Mango Processing	Endo/Arror	Increase farmer earnings from mango value chain	Design and install mango processing plant	Number of mango processing facilities installed and function as per design	2018-2022	County Government	150,000,000
Potato Processing	Lelan/ Kapyego	Increase farmer earnings from potato value chain	Design and install potato processing plant	Number of potato processing facilities installed and function as per design	2018-2022	County Government	150,000,000
Rimoi Game Reserve	Tambach	Enhance County revenue generation streams	Tourism facilities including ecolodges and park support utilities	Tourism infrastructure and facilities developed as per design	2018-2022	County Government TF KTB	300,000,000
Chebara ATC	Moiben/ Kuserwa	Develop Chebara to a fully-fledged ATC	Design and develop training and demonstration facilities	Number of training and demonstration facilities developed as per design	2018-2022	County Government	100,000,000
Control of Trans-County pests and diseases (Crops and Livestock)	County wide	Develop early warning and rapid response system for control of crop and livestock pests and diseases	Design and develop early warning and rapid response system for control of crop and livestock pests and diseases	Design and develop early warning and rapid response system for control of crop and livestock pests and diseases	2018-2022	County Government	200,000,000

Cooperatives revolving fund	County wide	Provide seed capital to cooperatives for cooperatives enterprise enhanced	Level of uptake and repayment	No. of cooperative societies benefiting from the facility Amount lend out	2018-2022	County Government	50,000,000
Livestock upgrading	County wide	Improve livestock breeds and production	Improved livestock breeds and production	Number of livestock breed upgraded	2018-2022	County Government	36,000,000
Koisungur Conservancy	Lelan	Promote conservation and tourism developmen t	Conservancy developed	Number of facilities put up Number of wildlife introduced	2018-2022	County Government KWS	20,000,000
Industrial park development	County	Enhance business competitiven ess	One-stop industrial park developed	Number of industrial park developed as per design	2018-2022	County Government Other partners	300,000,000
Development of modern market stalls	Iten Kapsowar Kapcherop Chepkorio	Improve business environment	Modern markets constructed	No of lock up shops developed	2018-2022	County Government Developmen t partners	100,000,000
Total							**1,551,000,000**

4.55 Public Administration and Governance Sector

Table 68: Public Administration and Governance Sector Transformative Projects

Project Name	Locatio n	Objective	Output /Outcome	Performance Indicators	Timef rame	Agencie s	Cost (Kshs.)
Construction of county headquarters complex with ICT and Resource Centre	HQS	To promote coordination towards service delivery and enhance conducive working environment	Well-coordinated county government functions	No of office blocks	2018-2022	CG, NG and Partners	422,000,000
County Statistical Database Management	HQs	To promote evident based decision making in planning and budgeting	Enhanced evidence-based decision making	No of surveys done and database system updated	2018-2022	CG and Partners	11,000,000
Construction of Governor's Residence	HQS	To ease coordination of county government functions	Increased efficiency in service delivery	No. of residential houses	2018-2022	CG and Partners	50,000,000
Establishment of Disaster management and	HQs	To enhance prompt emergency	Enhanced emergency	No. of emergency cases and	2018-2022	CG and Partners	60,000,000

Project Name	Location	Objective	Output /Outcome	Performance Indicators	Timeframe	Agencies	Cost (Kshs.)
emergency Response framework		response and disaster management	and disaster response	disasters responded to.			
Establishment of county radio station	HQs	To promote information disseminations	Improved stakeholder ownership of projects	No. of documents and policies disseminated	2018-2022	CG and Partners	60,000,000
Automation of county processes (IFMIS, E-CIMES, Revenue Collection System, Electronic Digitalizing Record Management System (EDRMS) E-procurement, HRIMS)	HQs	To automate relevant county systems and activities for timely realizations of outputs	Efficient and effective service delivery	No. of software procured, installed and operationalized	2018-2022	CG and Partners	25,000,000
Training and capacity Building	County wide	To facilitate staff skill trainings and policy adherence	Enhanced service delivery	No. of sector policies developed No of staff rewarded or sanctioned No of trainings held	2018-2022	CG, NG and Partners	40,000,000
Peace building, and conflict resolution	Entire county	To promote use of ADR in dispute resolutions	Improved security and co-existence	No. of conflicts reported and resolved	2018-2022	CG, NG and Partners	30,000,000
Civic education and citizen engagements	Entire county	To sensitize citizens on their rights, enacted laws and policies	Enhanced transparency and accountability	No. of departments embracing the values and principles of good governance	2018-2022	CG, CSOs and Partners	31,000,000
Operationalization of County Rehabilitation Centre	HQs	To complete and operationalize rehabilitation Centre	Improved communities standards of living	No. of people rehabilitated and empowered	2018-2022	CG and Partners	5,000,000
Establishment of county Registry	HQs	To establish and operationalize a modern registry	Effective service delivery	An operational registry	2018-2022	CG	4,400,000
Establishment of Elgeyo Marakwet peoples public park and pavilion	HQs	To beautify the town	Improved county competitiveness	One standard park	2018-2022	CG	5,000,000
							743,400,000

4.6 County Flagships Projects (To be funded Externally)

4.6.1 Infrastructure Sector

Table 69: Infrastructure Sector Flagships Projects

Project Name	Location	Objective	Output /Outcome	Performance indicators	Target	Time frame	Implementing Agencies	Cost (Kshs.)
Design and Tarmacking Kipsaos-Kocholwo-Kimwarer-Emsea—Biretwo-Arror-Tot-Liter road	Kerio-valley	Survey, design and upgrade to tarmac	Improved security along Kerio valley	KM tarmacked	181	2018-2022	KeNHA	10,200,000,000
Design and Tarmacking of Iten, Kapsowar, Kapcherop, Chepkorio, Flax, Kapyego and Tot town roads	Named towns	To upgrade it to tarmac. Security road	Increase accessibility & sanity in towns	KM tarmacked	20	2018-2022	KURA	1,216,950,000
Metipsoo-Chesewew-Mogil road	Marakwet east	To connect Kerio valley and highland via the hanging valley	Increased accessibility	KM opened and tarmarcked	18	2018-2022	CG & KeRRA	900,000,000
Salaba-Kabulwo road	Keiyo north	To connect Kerio valley and highland via the hanging valley	Increased accessibility	KM opened and tarmarcked	14	2018-2022	CG & KeRRA	700,000,000
Taaiya- Kiptengwer road	Keiyo south	To improve accessibility	Increased accessibility	KM opened and tarmarcked	18	2018-2022	CG &KeRRA	900,000,000
Nyawa –Rimoi road	Keiyo north	To connect Rimoi national reserve to highland via the hanging valley	Increased accessibility	KM opened and tarmarcked	12	2018-2022	CG & KeRRA	600,000,000
Kapchepkoima-anin-kapchelal-kasubwo km	Keiyo north	To improve accessibility	Increased accessibility	KM tarmacked	30	2018-2022	CG & KeRRA	1,500,000,000
Chebororwa-kondabilet-kaplenge-nerkwo-katee-matira-Arror road	Marawet west/east	To improve accessibility	Increased accessibility	KM tarmacked	54	2018-2022	CG & KeRRA	2,700,000,000
Survey and mapping of wind and solar energy countywide.	countywide	To harness alternative/natural energy source	Increased source of cheap & clean power	KM tarmacked		2018-2022	Ministry of energy	30,000,000
Electricity	countywide	To increase the number of households connected with electricity	Increased electricity coverage	Access Rate	80 %	2018-2022	KPLC	8,400,000,000
TOTAL								**27,146,950,000**

4.6.2 Social Protection and Empowerment Sector

4.6.2.1 Education and Technical Training

Table 70: Education and Technical Training Sub Sector Flagships Projects

Project Name	Location	Objective	Output /Outcome	Performance indicators	Time frame	Implementing Agencies	Cost (Kshs.)
Development of incubation canters in four VTC in the county	Chesongoch, Chebara, Iten, Chepkorio VTCs	To prepare and link the graduates to the job market	Four incubation centers constructed and equipped	Number of incubation centers constructed and equipped	2018-2022	CG Development partners	100,000,000
Equipping vocational training centers with modern tools and equipment	All VTCs	To ensure that trainees are exposed to modern machines and equipment	15 VTCs equipped with tools and equipment	Number of workshops constructed and equipped	2018-2022	• CG • World bank • National government	50,000,000
Capitation for Trainees in VTCs	All VTCs	To improve access, quality and retention of trainees learning in VTCs	All VTCs provide with capitation funds	Retention rates Enrollment rates	2018-2022	• CG • World bank	357,500,000
Capitation grants for Pre-Primary Learners	All public Pre-Primary Centers	To enhance transition and retention	Capitation funds	Transition rate Retention rate	2018-2022	CG Development partners	129,303,000
Construction of resource centers.	County headquarters	To train pre-primary school teachers	One resource canter constructed	Number of resource centers constructed	2018-2022	CG	35,000,000
TOTAL							**671,803,000**

4.6.2.2 Sports, Youth Affairs, ICT and Social Services

Table 71: Sports, Youth Affairs, ICT and Social Services Sub Sector Flagships Projects

Project Name	Location	Objectives	Output	Performance	Time frame	Implementing Agency	Cost (Kshs.)
Completion of Kamariny Sports Complex	Kamariny	Improved accessibility to Standard Facilities and Increased high level Thematic Events &Championship events	Construction & Operationalization of the Stadium to Completion with Support Structures	No. of Completed Complex	2018-2022	County Government and Sports Kenya	50,498,000
Establish County Sports Academy	Kamariny		Establishing and Operationalizing Sports Academy	No. of academy	2018-2022	County Government and Development Partners	849,289,000
Establish Sub County Stadia	All Sub Counties		Construction of Stadia, Track& Field and Pavilion	No of Stadiums developed	2018-2022	County Government and Development Partners	82,570,000
County & Sub County Talent Scouting, Nurturing and Development Program	County Wide	Enhance talent promotion and Development	Organization of Talent Scouting, Thematic Events, Championships and Marathons at Sub County and County level	No. of activities and events	2018-2022	County Government and Development Partners	72,630,000
Athletes Holiday Camps	County Wide	Enhance talent nurturing and development	Holding athletes Holiday Training Camps	No. of Holiday Camps	2018-2022	County Government and Development Partners	34,320,500
Youth Internship & Apprenticeship	County Wide	Enhance youth employability and job skills	Supporting Youths to get Internship & Apprenticeship placements	No. of youths	2018-2022	County Government and Development Partners	15,198,200
County Affirmative Action Funds for Youth, Women and PWDs	County Wide	Increased Accessibility to Credit/Loans for Youth, Women & PWDs	Supporting Youth Groups& Youths with Loans for business & Investments	Amount No. of youth benefiting	2018-2022	County Government and Development Partners	110,000,000
Rehabilitation of Brewers	County wide	Enhance productive	Training on behavior change and alternative Income	No. of Trainees	2018-2022	County Government and	45,000,000

Project Name	Location	Objectives	Output	Performance	Time frame	Implementing Agency	Cost (Kshs.)
			Generating activity			Development Partners	
Sensitization Advocacy on Gender Needs, Anti-FGM, GBV, HIV/AIDS, Human and Child Rights	County wide	Increase awareness on rights, roles and responsibilities	Sanitization/ Educative forums on thematic areas		2018-2022	County Government and Development Partners	22,500,000
Construction and Operationalization of the main ICT & Resource center at Iten	Iten (Next to NEMA offices.)	Enhance Service Delivery	Operationalization of ICT Center	No. of Centres	2018-2022	County Government and Development Partners	75,000,000
Establishment of ICT Innovation Centre and Business hub	One in each Sub County	Enhance ICT skills	ICT innovation and business hub established	No. of Hubs	2018-2022	County Government and Development Partners	409,200,000
Automation of County Operations and Services	County Headquarters	Enhance Service Delivery	Operations automated	No. of automated operation	2018-2022	County Government and Development Partners	150,000,000
Maintenance and support of ICT Systems and platforms	County Headquarters	Enhance Service Delivery	Provision of Internet Services. Website Maintenance and support ICT hardware and software maintenance and support Establishment and maintenance of county call center/system Service Level Agreement for County systems.	No. of ICT Platform	2018-2022	County Government and Development Partners	80,000,000
SUB TOTAL							**1,996,205,700**

4.6.3 Health, Water and Sanitation Sector

4.6.3.1 Water, Environment, Lands, Natural Resources, and Climate Change Management

Table 72: Water Sub Sector Flagship Projects

Project Name	Location	Objective	Output /Outcome	Performance indicators	Timeframe	Implementing Agencies	Cost (Kshs.)
Rehabilitation and Protection of fragile ecosystems	Covers Marakwet West, East, Keiyo North and south sub counties	To improve Water Tower Ecosystem and resilience	Improved Water Tower Ecosystem	No. of Ha rehabilitated and protected	2018-2022	CG, KFS, European Union and other development partners.	600,000,000
Kapsowar water project	Sambirir and Kapsowar wards	Supply clean water to two wards	Improved water coverage and quantity	No. of water supply systems	2018-2022	LVNWSB, CG, WSTF,	700,000,000
Moiben/ kuserwo water project	Moiben/Kuserwo ward	To improve water access at the ward level	Improved water coverage and quantity	No. of water supply systems	2018-2022	LVNWSB, CG	30,000,000
Sabor-Iten water project	Kamariny, Kapchemutwa and Tambach,	Water Supply system	Improved water supply system	No. of water supply systems	2018-2022	RVWSB, CG, WSTF,	1,450,000,000
Mosongo Water project	Cherangany/chebororwa ward in EMC, Barsombe ward in UG and Chepsiro ward in Trans Nzoia county	Supply clean water to Soy South ward	Improved water coverage and quantity	No. of water supply systems	2018-2022	Uasin Gishu county, Trans Nzoia county and EMC	800,000,000
Kondabilet dam	Kondabilet location	Supply water system	Improved water coverage and quantity	No. of water supply systems	2018-2022	NIB	50,000,000
Iten-Tambach sewerage system	Tambach, Kapchemutwa and Kamariny ward	Waste water system	Improved waste water system	No. Of waste water systems	2018-2022	County Government and other partners	2,000,000,000
Kapsowar sewerage system	Kapsowar town	Waste water system	Improved waste water system	No. Of waste water systems	2018-2022	County Government and other partners	1,500,000,000
County Spatial Plan	Countywide	To achieve orderly coordinated efficient and environmentally sound land uses and development in both urban and rural areas	Well-planned socio-economic developmental plans	County Spatial plan in place	2018-2022	County Government, development partners	800,000,000
TOTAL							**7,930,000,000**

4.6.4 Productive and Economic Sector

Table 73: Productive and Economic Sector Flagships Projects

Project	Location	Objective	Output	Performance Indicator	Timeframe	Implementing Agency	Cost (Kshs.)
Arror Multi-Purpose Dam	Kerio Valley and Escarpment	Generate hydro-power, Enhance irrigation and Recreation facilities	Hydro-power, irrigation and recreation facilities developed	Hydro-power, irrigation and recreation facilities developed as per design	2018-2022	KVDA	35,000,000,000
Kimwarer Irrigation Scheme	Kerio Valley and Escarpment	Generate hydro-power, Enhance irrigation and Recreation facilities	Hydro-power, irrigation and recreation facilities developed	Hydro-power, irrigation and recreation facilities developed as per design	2018-2022	KVDA	28,000,000,000
Embobut Irrigation Scheme	Kerio Valley and Escarpment	Generate hydro-power, Enhance irrigation and Recreation facilities	Hydro-power, irrigation and recreation facilities developed	Hydro-power, irrigation and recreation facilities developed as per design	2018-2022	KVDA	30,000,000,000
Mulwaber Irrigation Scheme	Kerio Valley	Enhance irrigation and Recreation facilities	Irrigation facilities developed	Irrigation facilities developed as per design	2018-2022	NIB	200,000,000
Expansion of Tot-Kolowa Irrigation Scheme	Kerio Valley	Enhance irrigation facilities	Irrigation facilities expanded	Irrigation facilities expanded as per design	2018-2022	NIB County Government	200,000,000
Chemitel Irrigation Scheme	Kerio Valley	Enhance irrigation facilities	Irrigation facilities developed	Irrigation facilities developed as per design	2018-2022	NIB County Government	700,000,000
Cable car	Tambach	Enhance County revenue generation streams	Tourism and cable car facilities	Development of cable car infrastructure as per design	2018-2022	County Government TF KTB	2,000,000,000
Totals							**96,100,000,000**

Accessible, efficient, equitable and affordable healthcare through preventive, promotive, curative and rehabilitative approaches will positively impact on the quality of lives for citizens.

5 IMPLEMENTATION FRAMEWORK

5.1 Introduction

The chapter provides the implementation framework which includes institutions responsible for the actualization of the plan, resource requirements and mobilization.

5.2 Institutional Framework

This section describes the institutional framework and the roles of major players in the implementation of the plan. It also provides the county's organogram (organizational structure) that shows the linkages with other stakeholders such as the National Government, the Civil Society, and Development Partners among other stakeholders.

5.2.1 CIDP Implementation Framework

The CIDP implementation framework is depicted by figure 3.

Figure 3: CIDP Implementation Framework

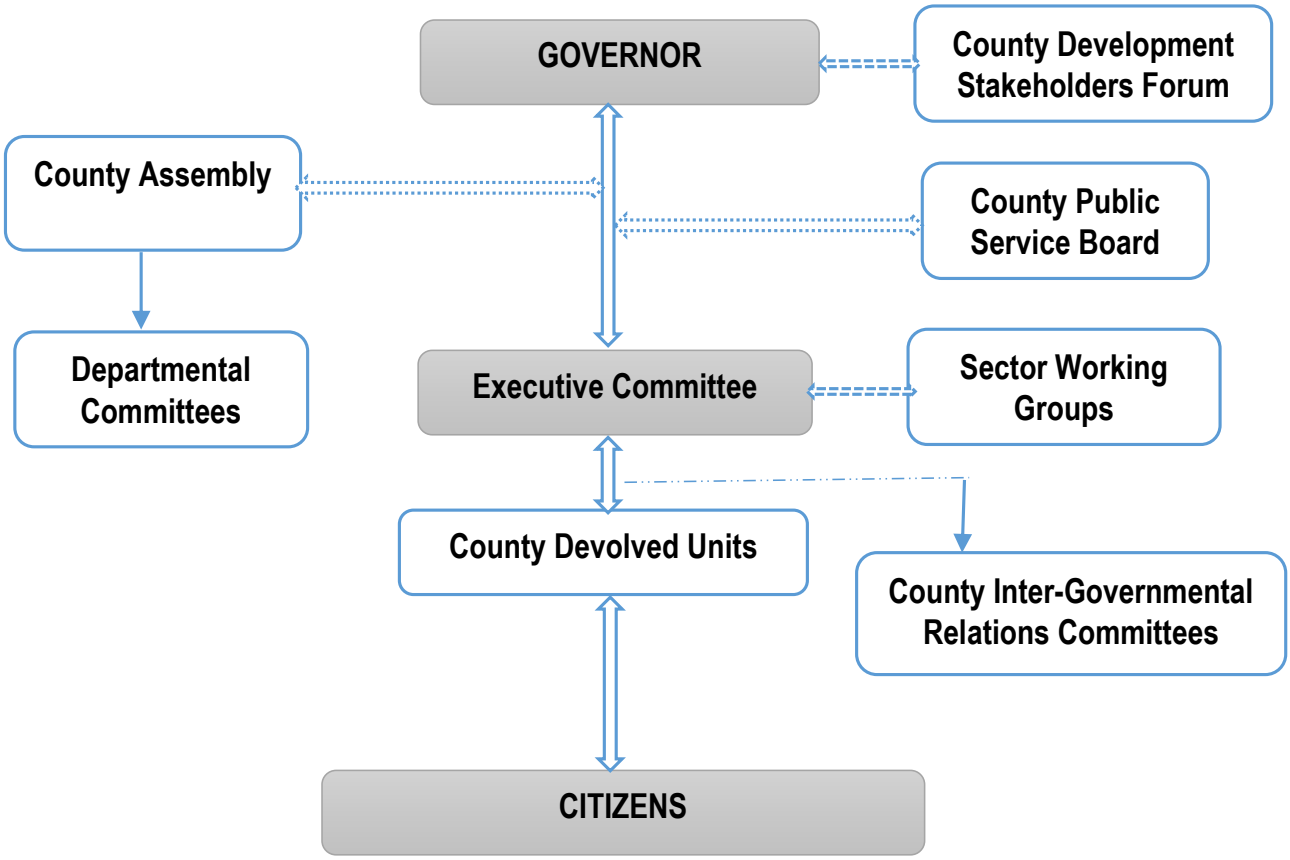

5.2.2 CIDP Implementation Framework Responsibilities

County Government

In relation to the County Integrated Development Plan, there are several roles that the Governor will administer as envisaged in the County Government Act and other legislation. These roles will include;

- Recognizing the rights and aspirations of the people of the county towards self-governance and to this end promote understanding and unity among the residents of the county. The numerous consultative forums that were held in the process of developing this plan justify the recognition of the people's rights and aspirations.
- Exploring and identifying the existing and potential county resources that can be exploited for social and economic gains. This role, in relation to the plan, will be accomplished through the Ward and Sub-county consultative forums that were conducted across the county whose aim was to identify existing and potential county resources.
- Submitting the county plans and policies to the county assembly for deliberation and possible approval; in this case the County Integrated Development Plan.
- The Governor also supervises, manages and implements the County Financial budget efficiently to ensure that all funds allocated for development projects in the plan are properly utilized and accounted for.
- The governor has the mandate to assign to every member of CEC responsibility to ensure discharge of any function within the county and the provision of related services to the people as captured in the plan.
- Submit to the County Assembly an annual report on the implementation status of the County Integrated Development Plan.
- Ensure proper implementation of both county and national legislation and promote efficient administrative linkages between county government and national government that ensures projects and programmes in the plan are implemented efficiently and effectively
- The Governor as the chairman of the County Executive (Cabinet) will guide for possible approval policy proposals discussions that will be tabled by the respective County Executive Committee members as the leaders of the various departments at the county. These policy proposals should be based on recommendations from the plan.
- The Governor will also chair the County Community Policing Authority whose recommendations and proposals will be in line with the security projects proposals within the plan.
- The Governor will also manage the Sub-County Administrators who will be co-chairs at the Sub-County Development Committees
- The Governor will also chair the County Economic and Budget Forum whose responsibility will be to guide the county on adoption of development strategies and approving the annual budget as submitted by the CEC in charge of Finance before submission to the County Assembly

County Development Stakeholders Forum

- Brings together all development partners for coordinated development approaches
- Synergizes interventions by all development partners
- Ensures full participation of non-state actors at CIDP implementation stage
- Discusses development recommendations from the various sector working groups
- Sector Working Groups (SWGs)
- To provide forums for policy dialogue, negotiation and agreement of plans and undertakings amongst stakeholders at the sectoral level
- Integration of all stakeholder's views thus creating synergy for optimal utilization of resources
- To create complementary service delivery amongst stakeholders to avoid overlaps and duplications
- To create a collective experience and expertise
- To undertake periodic analysis to determine achievements and constraints in achieving development targets
- To identify programmes & projects for periodic implementation
- To identify policy, legal and Institutional reforms required for successful implementation of development plans
- To review programmes and projects to be considered for annual funding
- To prepare implementation matrix with programme/projects, timelines and stakeholders
- To develop a results framework for monitoring and implementation of plans, programmes/projects
- To mainstream SDGs, and other cross-cutting issues

into sectoral programmes

- To identify programmes and projects to be funded under Private Public Partnership (PPP)
- To identify potential sectoral partners and projects to be funded jointly
- To identify risks which may impact achievements of the sector targets and propose mitigation measures

County Budget and Economic Forum (CBEF)

The PFM Act 2012 requires every county to create CBEF. The purpose of the Forum is to provide a means for consultation by the County Government on-Preparation of county plans, the County Fiscal Strategy Paper and the Budget Review and Outlook Paper for the county; and Matters relating to budgeting, the economy and financial management at the county level.

County Assembly and County Assembly Speaker

- Receive and approve the County Integrated Development Plan among other plans and policies
- Approve the borrowing by the county government in accordance with Article 212 of the Constitution
- Approve the budget and expenditure of the county government in accordance with Article 207 of the Constitution, and the legislation contemplated in Article 220(2) of the Constitution, guided by Articles 201 and 203 of the Constitution.
- While respecting the principle of separation of powers, the county assembly may exercise oversight over the county executive committee and any other county executive organ on the implementation of the plan.
- County Assembly Speaker organizes and determines business to be conducted in the house including those regarding CIDP approval and implementation.
- County Assembly Speaker Receives bills, motions and questions and prepares an order paper for house business including those relating to CIDP.

County Assembly Departmental Committees

- Providing a linkage between the county assembly, the county executive and the electorate on public service delivery as contained in the plan.
- Play an oversight role in the implementation of the approved and budgeted projects drawn from the plan.
- Appropriating funds for expenditure in the county based on CIDP as a county planning framework developed by the county executive committee and approved by the county assembly.

County Monitoring and Evaluation Committee

Under Public Financial Management Act 2012 Article 104 (1), the county government is mandated to monitor, evaluate and oversee the management of public finances and economic affairs of the county government. This gives the provision for the establishment of a County Monitoring and Evaluation System, CIMES. The county has developed a draft M & E Policy to coordinate and strengthen the monitoring and evaluation systems in the county, support Evidence-based monitoring and evaluation and provide a consistent approach to the monitoring and evaluation of the CIDP Programmes and Projects. The M&E Policy provides for the establishment of a County Monitoring and Evaluation Committee (CMEC).

The committee will also be responsible for developing appropriate indicators for measuring the success of the plan, oversight and policy guidance, review and endorsement of county M&E work plans and other guiding documents, mobilization of M&E resources for M&E work at the county, dissemination and communication of M&E findings/reports to stakeholders. At the national level, the Directorate of Monitoring and Evaluation at the Ministry of Planning designed an M & E framework named the County Integrated Monitoring and Evaluation System (CIMES) that will address the weaknesses that have been identified while undertaking development initiatives in the county.

County Public Service Board

The County Public Service Board's role will be critical in performance management measurement processes in the implementation of the plan. A well trained and motivated human resource base will be vital in the implementation and sustaining the development initiatives contained in the plan.

Development Partners

These development partners include Open Government Partnerships (OGP), World Bank, Non-governmental Organizations (NGOs), Faith-Based Organizations (FBOs), Community Based Organizations (CBOs) and Regional Development Authorities (RDAs).

The sub-topic **"Community Organizations/Non-State Actors"** in **Chapter 1** also gives a list of all Development Partners according to the sectors they support.

Their role in the implementation of the plan will include; being members of the Sector Working Groups (SWG), collaborate and partner with the county government in the proposed development intervention within the plan.

5.3 Resource Requirements by Sector

Table 74: Summary of Proposed Budget by Sector

Sector	Sub Sector	County Funding	(%) of total county funding	External Funding	Total Funding
Social Protection and Empowerment	Education and Technical Training	2,784,553,120	18.54	0	2,784,553,120
	Sport, Youth Affairs, ICT and Social Services	1,185,242,500	7.89	1,358,974,000	2,544,216,500
Infrastructure	Roads, Transport, Public Works and Energy	2,913,960,000	19.40	18,688,000,000	21,601,960,000
	Public Works	215,500,000	1.43	0	215,500,000
	Energy	129,000,000	0.86	8,430,000,000	8,559,000,000
Health, Water and Sanitation	Water, Lands, Environment and Climate Change Management	1,876,620,000	12.50	3,731,400,000	5,608,020,000
	Health and Sanitation	2,176,400,000	14.49	0	2,176,400,000
Productive and Economic	Livestock production, Fisheries, and Cooperative development	463,810,000	3.09	0	463,810,000
	Tourism, Culture, Wildlife, Trade and Industry	660,000,000	4.39	2,500,000,000	3,160,000,000
	Agriculture and Irrigation	647,904,212	4.31	94,278,150,000	94,926,054,212
Public Administration and Governance	Office the governor and Executive Administration	658,500,000	4.38	0	658,500,000
	Public service management and County Administration	535,850,000	3.57	0	535,850,000
	County Public Service Board	0	-	0	0
	Finance and Economic Planning	89,500,000	0.60	0	89,500,000
	County Assembly	682,000,000	4.54	0	682,000,000
TOTAL		**15,018,839,832**	**100**	**128,986,524,000**	**144,005,363,832**

5.4 The Resource Mobilization Framework

Resource mobilization is a coordinated process of identifying programmatic areas within the county's approved programme for which voluntary contributions (funds and in-kind contributions) are needed, initiating and maintaining appropriate contacts with the relevant development partners, and planning, carrying out and managing resource mobilization activities, needed for the resource mobilization efforts, all with the aim of closing the funding gap by means of building new and enhancing existing relationships with development partners. The resources required to deliver on the 2018-2022 CIDP Programme priorities is Ksh 144.01Billion as per Table 74 above. The county is therefore committed to becoming more innovative in finding and justifying additional sources of funds.

Revenue Raising

The county will explore new and innovative financing methods in which private sector investment can be attracted through a mutually agreed arrangement. Since neither the public sector nor the private sector can meet the financial requirements in isolation, the PPPs model presents a logical, viable and necessary option for the government and the private sector to work together. It is hoped that public-private partnerships will deliver efficiency gains and enhanced impact of the investments.

Key sources of funding will include:

- ***County Government Equitable share:*** This will be the main source of revenue for financing both recurrent and development expenditure. It is the equitable share of the revenue raised nationally that is allocated to county governments.
- ***Equalization fund:*** This fund is allocated to specific counties to improve the basic infrastructure services in those areas and regions categorized as marginalized. It finances basic services including water, roads, health facilities and electricity to marginalized areas to the extent necessary to bring the quality of those services in those areas to the level generally enjoyed by the rest of the nation. This will fund a significant proportion of the identified priority projects.
- ***Internal Revenue and Investments:*** This includes all monies derived by or on behalf of the county government from levies, rates, fees, charges or any other source. The county will expand its

revenue base by weeding out corruption, adopting electronic payment and monitoring systems for charges, rates and fees for its services. It will also explore investments in housing, tourism, mining, agriculture and livestock subsectors. The county will also boost road infrastructure, provide an enabling business environment to improve trade and economic integration as an indirect means of boosting revenue generation for the county. The county will also promote private investments by providing an enabling and thriving environment. This will accelerate socio-economic development and boost revenue generation.

- ***Borrowings Guaranteed by the National Government:*** The county will take loans within and outside Kenya mainly to finance capital projects. This will be done with the approval of the county assembly and guarantees from the national government. In borrowing money, the county will also ensure that its financing needs and payment obligations are met at the lowest possible cost in the market that is consistent with a prudent degree of risk while ensuring that the overall level of public debt is sustainable.

- ***Development Partners and Donor Support:*** This will comprise voluntary contributions/grants to finance the priority projects and programmes and will be provided by governments, UN Agencies, Multi-Donor Trust Funds, Inter-Governmental Organizations, International Financial Institutions and private donors, including private sector entities and foundations. The county will support respective sectors to develop proposals with the aim of securing development support from donors.

- ***Public-Private Partnerships (PPP):*** This will provide for involvement of the private sector in the financing, construction, development, operation, or maintenance of capital-intensive infrastructure or development projects of the government through concessions and other contractual arrangements. Of interest will be the Build and Transfer (BoT) model where the county will build infrastructural projects and transfer the running of the institutions to other interested parties but within agreed principles and agreements.

Asset Management

The county will put in strategies to strengthen and comply with this law. A system of asset management and reporting will be acquired which will assist in reporting on all assets and liabilities inherited from the defunct local authority and the newly acquired ones. Valuation roll will be done to ascertain the value of land and buildings demarcated already within the county. This value shall be used to get more revenues. Lands and buildings that belong to the county will be updated in the asset register. The county shall comply with the Public Procurement and Disposal Act, 2015 in its procurement and disposal of goods and services.

Financial Management

The county will focus on applying prudence in the management of financial resources Efficient and effective gains, where, value for money will be the driving force will be attained by leveraging on modern technology, ICT and financial software to deliver improved operations. Proper financial management and adhering to budget lines and proper procurement procedures while minimising wastage will go a long way in delivering cost-effective and timely delivery of services.

Debt Management

The county will focus on ensuring that budget lines and procurement of items and services that have vote lines will lead to having manageable debts. Further, by using IFMIS software and the principle of Procure and Pay ensures that debts are not incurred.

Capital Financing and Accountability

Flagship projects will be prioritized for funding from the equitable allocation from the national government. This way, the projects identified will be adequately funded so that the full impact in changing the livelihoods of the people can be felt faster rather than phasing the project for many years thus taking longer for its impact to be realized. On the same note, the county shall ensure that such projects are carried out in an open and transparent manner as per the relevant rules and regulations and ethics.

Table 75: Revenue Projections

Type of Revenue		2018/19	2019/20	2020/21	2021/22	2022/23	Total
a) Local revenue by category		130,291,113	136,805,669	143,645,952	150,828,250	158,369,662	**719,940,646**
b) Equitable share		3,731,973,605	3,918,572,285	4,114,500,900	4,320,225,944	4,536,237,242	**20,621,509,976**
c) Conditional grants	Road Maintenance Levy Fund	120,000,000	120,000,000	120,000,000	120,000,000	120,000,000	**600,000,000**
	DANIDA - Universal Health Care	15,000,000	15,000,000	15,000,000	15,000,000	15,000,000	**75,000,000**
	WORLD BANK RBF	47,990,000	47,990,000	47,990,000	47,990,000	47,990,000	**239,950,000**
	World Bank – Transforming Health Systems	30,279,354	50,000,000	50,000,000	50,000,000	50,000,000	**230,279,354**
	Support to Abolishment of User Fees in H/C & Dispensaries	8,788,919	8,788,919	8,788,919	8,788,919	8,788,919	**43,944,595**
	Leasing of Medical Equipment	95,744,681	129,787,234	129,787,234	129,787,234	129,787,234	**614,893,617**
	EU Water Program	50,000,000	50,000,000	50,000,000			**150,000,000**
	KUSP	20,000,000	20,000,000	20,000,000	20,000,000	20,000,000	**100,000,000**
d) Equalization fund							-
e) Other sources (Specify)							-
Total		**4,250,067,672**	**4,496,944,107**	**4,699,713,005**	**4,862,620,347**	**5,086,173,057**	**23,395,518,188**

5.5 Estimated Resource Gap and Measures of Addressing It

5.5.1 Estimated Resource Gap

The internal (county) financial resources required to implement this Plan from 2018-2022 is 15.02 Billion for the planned county level projects. However, there is an internal financing gap of Kshs. 7.52 Billion cumulative for the period. This is because on average the county allocates from its budget Kshs 1.5 Billion annually which adds to 7.5 Billion for this Plan's period.

5.5.2 Measures to Address Resource Gap

The county has identified the following strategies to help address the resource gap both the county level projects and the transformative and flagship projects expected to be funded by development partners and National government entities. This will be through the following measures;

- **Expand support from the private sector:** The county in liaison with the Ministry of Planning and National Treasury will strive to replicate the best practice already realised under the Kenya Vision 2030 regarding the emphasis on mechanisms that encourage Public-Private Partnerships (PPP) in development as a strategy to plug the resource gap identified in this Plan. This will be achieved by creating a favourable environment for investing in the form of fair taxation regimes, supportive legal and policy framework. These PPP approaches may include;
    - Management and Operating Agreements
    - Leases/Affermage
    - Concessions, Build-Operate-Transfer (BOT), Design-Build-Operate (DBO)
    - Joint Ventures and Partial Divestiture of Public Assets Full Divestiture
    - Corporate sponsorships in the form of Corporate Social Responsibilities (CSR)

The county will seek to increase the level of private investment into public goods. This will be through the development of a legal and policy framework for private sector development partners' engagement which will provide an avenue of mobilizing resources from the private sector. It is expected that private sector and corporate entities investments of approximately Kshs 500 million annually will be raised.

- **County Membership of regional economic blocs:** The County will join relevant and viable economic blocs already established and those to be established in the future depending on their relevance to the county's strategic goals. These memberships will help in the implementation of strategies that would have a positive impact on the region. Such blocs will facilitate mobilization of resources and capacities from the neighbouring counties. The blocs would also help address common challenges that affect the region and those that would require theefforts of all the affected counties. Such challenges include those related to livestock diseases, drought and epidemics, water management, infrastructure among others.

- **Donor Support Broadening:** The county will aim to increase the volume and the proportion of financial contributions from development cooperation and multilateral funding windows for donors. This will be done in two ways; increasing the number of development partners doing work in the county and/or putting in place mechanisms to encourage the existing development partners to increase the volume of their support. The county shall also undertake comprehensive donor mapping with a view to understanding the core areas of focus for development partners and charting engagement frameworks. A county development forum will be established to create synergy and eliminate duplication of development projects. Plans and budgets on which donors can base funding decisions will be formulated. This will give confidence to donors that activities for which the county requests financial support have been subjected to thorough review and prioritization and that their contributions are managed efficiently. The focus will be that at least 10% of the total annual programmes will be implemented directly by the relevant development partner, 25% of the total annual programmes costs requirements will be from new development partners and 25% additional funding from existing development partners. This will be achieved through developing 36 (three per department) 'Concept Notes' for targeted partners annually.

- **Property taxes:** The property rate has the highest potential for own revenue given the size of the county, number of planned urban areas and number of plots. The County Government will invest to develop a valuation roll which will guide the collection of property rate based on clear and transparent valuations during the planning period.

- **Streamline issuance of trade licenses to maximize on revenue collection coupled with ICT innovations:** The county will streamlinetrade licensing to ensure licensingfees are based on trade volumes andspace occupied. It will conduct acomprehensive business survey to helpdevelop a county business establishmentdatabase. In addition, citizen's engagementand public participation will be improvedto accelerate good working relations andminimize conflicts in county taxation andrevenue collection, legislation andbusiness. This will be achieved through the implementation of a single licensing regime. The county will further enhance the use of ICT to automate revenue management to ensure effective revenue collection. This will reduce the human interface and thus minimize corruption. Digitizing the revenue collection processes will increase revenue collection and reduce collection costs. The county will also consider outsourcing of revenue collection to professional or financial institutions or their intermediaries.

- **County investment, marketing and promotion legal and policy framework:** The county will endeavour to attract more investors through continuous and extensive marketing of the available investment opportunities in the county. This will be achieved through establishing and operationalizing the county investment unit which will oversee the marketing of county investment opportunities. The unit will map, prioritize and document all the investment opportunities to ensure coordinated and sustainable investment. To operationalizing this strategy, the county will develop the county investment marketing and promotion policy and bill. The objective and purpose of will be to provide the framework required to make the county an ideal investment destination.

- **Leveraging on County Professionals and People in Diaspora:** The county acknowledges the enormous opportunities that county residents working in diaspora portend. In this regard, the county will establish networking channels using the county communications channels, hold frequent county professional's caucuses and include county professionals in the county development forums such as Sector Working Groups (SWGs), County Budget and Economic Forum (CBEF) and County Development Stakeholders Forum (CODESF). This will be achieved by holding at least: 4 sector working groups meetings annually, 1 professionals and donors roundtable annually and 1 social audits reporting meetings annually. The county will further ensure that the SWGs, CBEF and CODESF membership selection is done in an open, fair and acceptable process.

- **Increase the proportion of in-kind support:** Most county priority Programmes in this Plan will require support by development partners, National Government Agencies, non governmental organizations (NGOs), Civil Society Organizations (CSOs) and academic and technical institutions in the form of funds, research and technical support. This is targeted to generate in kind resources in support required to bridge the financial gap identified in this Plan.In the short and medium term, the county is expected to attract new and retain existing non-state actors in the form of aid, grants and bilateral development assistance. The county has a relatively large network of NGOs, donors and development partners, especially in the semi-arid regions. With the development of this plan, these non-state actors are expected to identify strategic areas to support development initiatives. As a government, the county will provide coordination to avoid duplication and assure sustainability of the development initiatives in the long term. The county expects to raise at least 100 Million in kind supports annually.

- **Public borrowing/debt financing:** It is expected that in the medium term, the county will be able to borrow to finance key development projects. To attract investments (locally and internationally) the county will aggressively improve its key infrastructure to ease movement of goods and persons, communication and access to markets outside the county. The investments in infrastructure are expected to increase economic activity in the county, boost trading activities, and exploit the county's enormous agricultural, tourism and mineral potential. Cumulatively, these activities will grow the county's revenue base to support the borrowing.

- **Local revenue:** The county will carry out a comprehensive study that will, among other things, rationalize the existing traditional revenues as currently collected. It will also conduct a comprehensive valuation role based on urban spatial plans will be prepared to ensure that the county government is objective in rates charged on land. This will help the county to come up with new sources as guided by the now expanded mandates. The introduction of automated payment systems to minimize contact with cash and the development more IT-enabled systems will help seal financial leakages. Revenue personnel will be further placed under a performance-based system to enhance their efficiency and accountability. The county will further seek to plug revenue leakages by conducting a baseline survey to establish existing revenue base and identify bottlenecks in revenue generation. Remedial measures to minimize revenue leakage will be undertaken to enhance efficiency.

- **Fiscal discipline measures:** The county will adhere to strict spending measures by ensuring compliance with the statutory requirement on the management of public funds. In addition, the government will apply cost-cutting and waste reduction strategies aimed at increasing resources for development by ensuring adherence to the 30:70 ratio of development to recurrent as set out in the PFMA, 2012. In addition, the county will strengthen the procurement and audit systems by continuously building the capacities of officers involved in the procurement of goods and services and audit processes.

- **Institutionalization of Resource Mobilization Strategies:** This will be done through the formulation of appropriate policies (Partnerships, Donor Support and Resource Mobilization Policy) which will take cognizance of previous resource mobilization strategies at the global and national level. Once the formulated policies have been implemented and it is found that there would be a need for a legal framework, then a bill will be generated for possible enactment. The policy and/or Act will create an institutional mechanism for proper management of the resource mobilization strategies adopted. A county resource mobilization sub-committee of the County Stakeholders.

Development Forum (CODESF) supported by an established secretariat will be formed and will and spearhead resource mobilization strategies. The committee will be mandated to recommend resource mobilization priorities for the county by auditing the resource need, identifying the potential donors, outlining the approach for each donor, developing targeted messages for advocacy and tracking the performance of funds for accountability. The committee will create an open avenue for pledges and voluntary contributions.

The committee will give guidance on the development of Funding Proposals and Concept Notes writing and submission to potential donors and development partners. Given that this plan is integrated, the established committee will liaise with and lobby the National Government Agencies to take some of the prioritized programmes in the plan. Given that this plan is aligned to the Vision 2030, Medium Term Plan (MTP), National Spatial Plan and the Sustainable Development Goals (SDGs), it will assist in convincing non-county development entities to finance and implement programmes related to their respective mandates. It is expected that at least 10% of the total annual CIDP programmes will be implemented directly by the relevant development partner.

Value addition investments for agricultural produce adds productive competitiveness thus creating markets and in the process cushioning farmers against exploitative market practices

6 MONITORING AND EVALUATION FRAMEWORK

6.1 Introduction

This chapter seeks to outline the Monitoring and Evaluation institutional arrangements that will track and report on CIDP implementation progress. The section describes county monitoring and evaluation structure, data collection analysis, reporting and information sharing.

Monitoring and review process will be done at both the operational and the strategic levels. At the strategic level, the monitoring process will be in line with monitoring support towards the strategic objectives of the plan. On the other hand, the operational monitoring will focus on monitoring progress towards the strategic priorities for respective sectors. Strategic monitoring will be done at the midterm and end term of the planning period. The midterm review will coincide with the formal articulation of the strategic objectives of the plan. Hence, it will focus on: reviewing progress made and identifying challenges and strategies for acceleration and incorporating any realignment of the strategic priorities within the plan.

The county will develop a County Monitoring and Evaluation System (CMES), which will define the development initiatives and projects to be monitored and evaluated, the activities needed for monitoring and evaluation to be successfully implemented, and the roles and responsibilities of the different players in the monitoring and evaluation exercise. The scope of the CMES will entail: data collection, indicator development, research and results analysis, documentation and dissemination for advocacy and sensitization, project monitoring and evaluation, and capacity development and policy coordination. This will be further defined in the County Monitoring and Evaluation Policy which will set up committees that will make the CMES operational and will include: County M&E Committee (CoMEC), County Technical M&E Committee, Sector Based M&E Committees, Sub-County M&E Committees (SCoMEC), Ward M&E Sub Committees. These committees will be in operation upon the approval of the M&E policy. The structure of the M&E committees is illustrated in Figure 4.

Figure 4: Monitoring and Evaluation Committee Structure

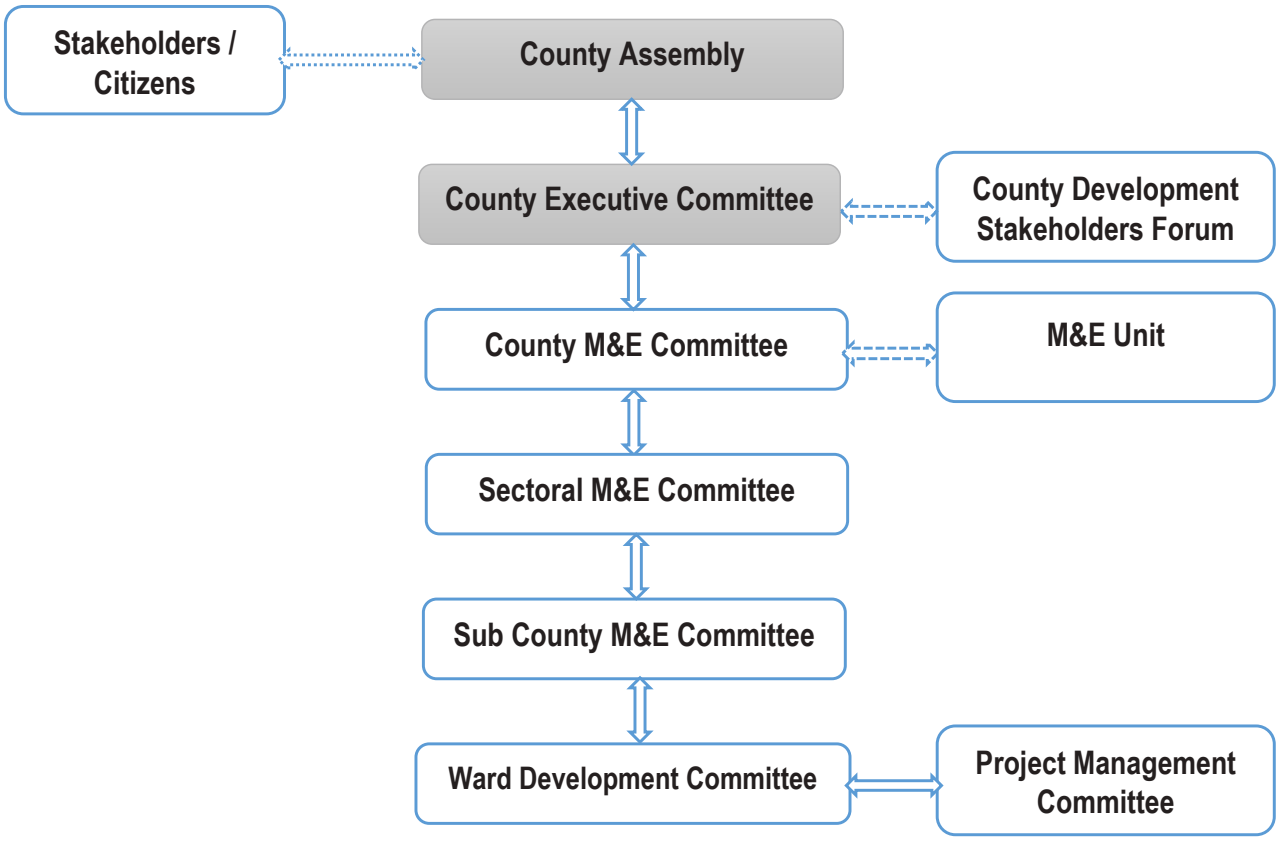

6.2 Data collection, Analysis, and Reporting

All sectors in the county will be involved in the process of strategic monitoring, including partners. Each level of service delivery will carry out its own monitoring and evaluation. Operational monitoring will be carried out monthly, quarterly and annually. It will focus on monitoring progress against interventions and activities set out in respective sub-sector annual operational plans. Indicators will be utilized to measure progress against set targets. The indicators will be used in two ways:

- Sector-wide indicators: The set of indicators each sector will use to inform on progress at the strategic level. Collection and monitoring of progress will be the responsibility of the sector.
- Programme indicators: Indicators that the respective programme areas will use to inform on progress towards programme objectives. The number will depend on the specific programme areas. Monitoring of progress will be the responsibility of the respective programme area.

The county departments will strive to do quarterly and annual surveys on key areas on county statistical information both qualitative and quantitative, disability surveys, customer satisfaction surveys and surveys on alcohol consumption and alcohol-related harm. It will also carry out actual field visits on project implementation and progress. The county monitoring and evaluation committee will then compile the primary data and analyse following the established M&E Plan. The M&E committee will prepare quarterly reports and share with the County Executive for discussion and submission to the county assembly for approval. Thereafter the report will be availed to the various stakeholders and the public as provided for in the existing legal framework.

Data collection

Common data architecture will be established to ensure coordinated data collection. The county M & E unit will carry the mandate of establishing and overseeing the common data architecture. The respective sectors will identify sector indicators for monitoring and evaluating the implementation of county targets. The common data architecture will provide the data sources for these indicators as defined in the county indicator handbook. Data collection will be done through scientific measurements for primary data using: mobile mappers, total station, tapes to arrive at the location, elevations, geographical coordinates, length, area, the volume of quantities. Surveys will be done quarterly to form a database of inventory, i.e. annual road inventory conditional survey, AWP sampling materials such as sand, aggregates, steel for testing.

Data Analysis

- Use of Reference manuals such as R2000 & Road design manuals.
- Generation of drawings for structures/cross sections/ elevations.
- Analyzing test results versus standard specifications.

Reporting and dissemination

The county recognizes that different data is used by different actors for their decision-making processes and investment decisions. For this, data needs to be translated into information that is relevant for decision-making. Data will be packaged and disseminated in formats that are determined by the needs of the stakeholders.

County and sub-county monitoring and evaluation committees shall prepare their M&E quarterly and annual reports. These sectoral based reports shall include amalgamated reports from the County and National Government Departments and other stakeholders within the sector and will be submitted to the County Executive Committee. The County M&E Policy will facilitate vertical (from the village, ward, sub-county to county levels) and horizontal (between and among state and non-state actors) reporting / engagements. A county central repository for M&E information will be established in consultation with all stakeholders. This will provide a single platform for accessing reports and studies done on policies, programmes and projects implemented in the county.

Horizontal reporting within the County shall involve heads of departments and non-state actors. These officers shall present quarterly reports on programmes and projects under implementation to CoMEC. Non-State actors who include Civil Society Organizations, Private Sector Organizations, Foundations, Faith-Based and Community based organizations shall report through their respective sectors. The Sub-County M&E reports shall be forwarded for consolidation into county reports. Consequently, the consolidated county reports will be shared with stakeholders. CoMEC will advise on actions to be taken, including evaluations of projects and programmes to ascertain if they are meeting their intended objectives. State and non-state actors within the will be required to submit timely and accurate progress reports of policies, programmes and projects in line with approved reporting standards, formats and frequency.

Various reports will be developed as listed in Table 76.

Table 76: Reporting Timelines

Report	Frequency	Recipient & Dissemination Date or month
Annual Performance Report on CIDP-County Annual Monitoring and Evaluation Report mid-term and end-term evaluation reports	Annually	Cabinet, Intergovernmental development Forum (IDF), Citizens 21st of the first month of the next year
County Annual Public Expenditure Review	Annually	Cabinet, Intergovernmental development Forum (IDF), Citizens 21st of the first month of the next year
County Monitoring and Evaluation Report	Quarterly	Cabinet, Citizen, County Departments (Internal use), 14th of the first month of the next quarter
Sectoral Annual Monitoring and Evaluation Report	Annually	M&E unit, CMEC, County Departments (Internal use), Citizen, 14th of the first month of the next year
Sectoral Monitoring and Evaluation Report	Quarterly	M&E unit, CMEC, County Departments (Internal use), Citizen, 7th of the first month of the next quarter.
Sub-County Monitoring and Evaluation Report	Annually	SMEC, Sub-County/Ward/ Village Departments (Internal use), Citizen, 7th of the first month of the next year
Sub-county Monitoring and Evaluation Report	Quarterly	CMEC, M&E unit, County Departments, Citizen 7th of the first month of the next quarter.
Ward Annual Monitoring and Evaluation Report	Annually	SCMEC/ Departments (Internal use), Citizen, 1st of the first month of the next year
Ward Monitoring and Evaluation Report	Quarterly	SCMEC/ Departments (Internal use), Citizen, 1st of the first month of the next quarter
Village Monitoring and Evaluation Report	Quarterly	Ward/ Departments (Internal use), Citizen, 23rd of the last month of the quarter under review
Project Monitoring and Evaluation Report	Quarterly	Citizens, Village M&E committee, Ward M&E committee 23rd of the last month of the quarter under review

Communication is considered key in the operationalization of CMES. There will be sharing of information from the County Executive Committee to the respective sectors/departments, CSOs, development partners, community, sub-county and county level. Information to be shared will include monitoring and evaluation reports, policy reports (surveys,) and data. The county will develop a clear and effective communication strategy for dissemination of evaluation reports. The M&E unit at the county level will translate data and information according to the target audience and utilize various communication channels, e.g. county websites, bulletins, newsletters, booklets, etc. to disseminate the information to all the stakeholders.

Citizen Engagement

Citizen engagement is a two-way interaction between citizens and governments that give citizens a stake in decision-making with the objective of improving the intermediate and final development outcomes of the defined programs or projects contained within the plan. Citizen engagement underlines both the right and the corresponding responsibility of citizens to expect and ensure that government acts in the best interests of the people. Integrating citizen engagement in delivery of services is an attempt to establish systems that ensure that citizens have a greater voice, are downwardly accountable, and responds to their needs.

The County Governments Act, 2012 stipulates that governments should facilitate the establishment of structures for citizen participation (engagement) in the conduct of the activities of the county assembly as required under Article 196 of the Constitution. This includes promoting and facilitating citizen participation in the development of policies and plans, and delivery of services in the county through strategies such as the evaluation of the performance of the county government and public sharing of performance progress reports. The county has gone further by passing the Public Participation Act, 2014. In this regard, citizen

engagement fits perfectly within the mandate of both Acts. Therefore, mainstreaming citizen engagement in the delivery of services will contribute to the county's goal to enhance citizen participation.

Currently, the county is contending with an increasingly enlightened population demanding answers on the quality of and access to services they are entitled to receive. The traditional approach to service delivery has been supply-side driven with little or no input from the demand-side. Moreover, there has been minimal collaboration with stakeholders to engage citizens in addressing the challenges faced in different sectors. It is proposed that practical citizen engagement activities are undertaken at the county, sub-county and ward levels through public participation forums as defined in the County's Public Participation Guidelines (CPPG, 2017). Multi-sectoral and inter-governmental coordination, collaboration and teamwork will be encouraged to ensure optimal use of investments and resources in the conduct of citizen engagement. Oversight and coordination are also needed at all levels, in each of which focal points are needed, as well as structures ensuring smooth coordination with NGO partners and vertical programs having components of public participation. An example of public participation is further illustrated in Figure 5.

Activities will be based on the three components of citizen engagement which include information sharing to enhance transparency of service delivery and management, citizen participation through establishment of citizen-based monitoring mechanisms while also strengthening existing mechanisms such as inclusion of citizen representatives on the boards and management committees within different sectors such as health facilities and water management committees and finally a Grievance Redress Mechanism (GRM) where citizens can submit feedback and grievances on services including malpractice and corruption issues which will be handled by a County Complaints and Complements Committee. The proposed citizen engagement activities will be undertaken by two key actors: a focal person for to guide the process; and sector focal persons at sub-county and ward levels.

Figure 5: Public Participation Structure

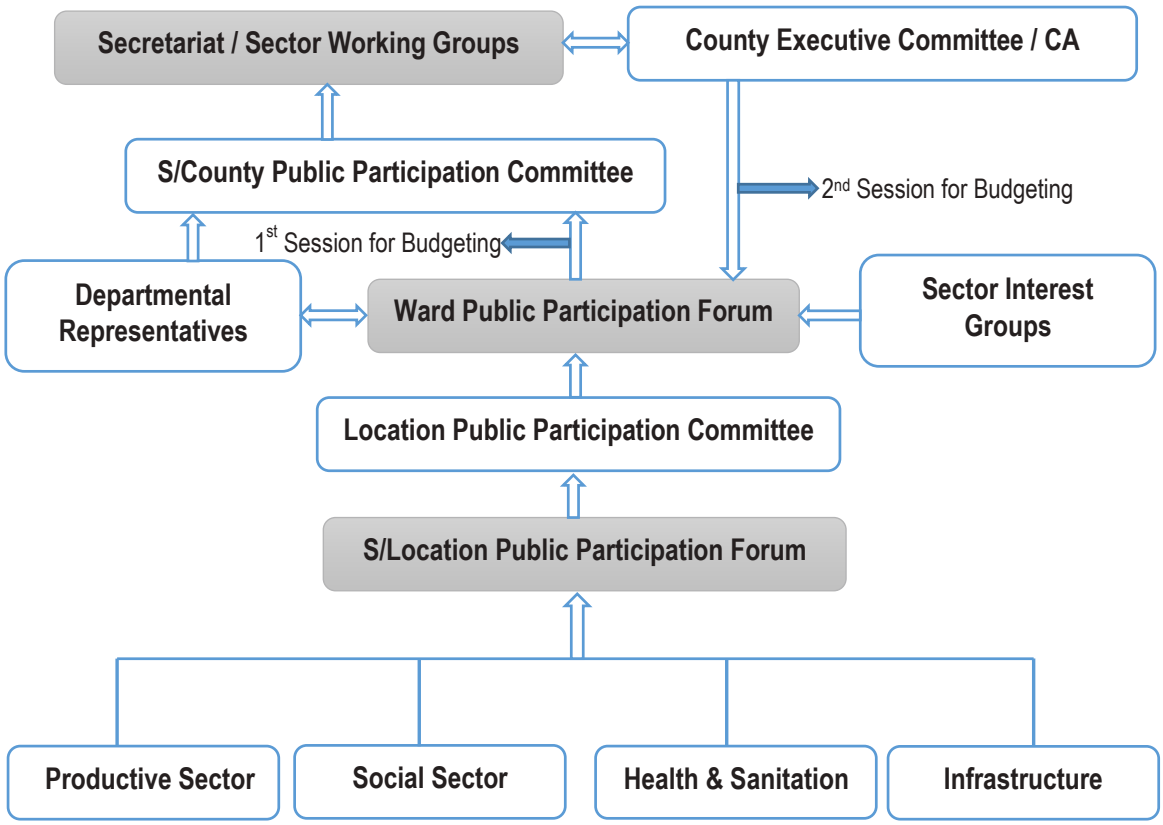

6.3 M&E Outcome Indicators

Table 77: Summary of M&E Outcome indicator

Sector	Programme	Outcome indicators	Unit of measure	Baseline		Mid-term Target (2020)	End-term Target (2022)	Source of Data	Reporting Responsibility
				year	value				
Infrastructure	Road Works	Total road network	KM	2017	2,060	2,542.5	3,025	Departmental Reports	Chief Officer
		Proportion of all-weather roads to the total road network	%	2017	62	73	80	Departmental Reports	Chief Officer
	Public Works	Project Completion Rate	%	2016	45	60	80	Departmental Reports	Chief Officer
		Average response time to fire emergencies (hours)	Hours	2018	3	1	1	Departmental Reports	Chief Officer
	Energy	Proportion of HHs connected with electricity	%	2018	30	50	80	Departmental /KPLC Reports	Chief Officer
		Towns connected with electricity	No.	2018	13	60	120	Departmental /KPLC Reports	Chief Officer
Social Protection and Empowerment	Sports Development	Athletes accessing Standard Facilities both for Recreation and Sports	%	2017	5%	20%	40%	Departmental statistical data records. KNBS	Chief Officer
		New Athletes/ Talents on active placements / productive Ventures	%	2017	-	28%	50%	Departmental statistical data records. Sports Federation	Chief Officer
	Social Empowerment	Viable Enterprises Owned by Women,	%	2017	5%	10%	15%	Departmental statistical data	Chief Officer

		Youth and PWDs						records . KNBS KNCCI NCPWD	
		FGM Prevalence Rate	%	2015	30%	22%	10%	KNBS ANTI-FGM Board	Chief Officer
		Gender Needs Awareness Level	%		40%	60%	85%	KNBS	Chief Officer
	Social Protection	Elderly & Vulnerable Under Universal Cover	%	2017	15%	25%	35%	Departmental data and NHIF	Chief Officer
	Technical and Vocational education and Training(TVET)	Gross Enrolment Rate (GER) in TVET.	%	2017	T=11.67 B=50 G=40	T=19	T= 20	Departmental records	Chief Officer
		TVET graduates engaged in productive economic activity	%	-	-	70	90	Departmental report	Chief Officer
	Pre-Primary Education	Gross Enrolment Rate(GER) in ECD centres	%	2017	T=74.6 B=51.3 G=46.7	85	95	Departmental report	Chief Officer
		Transition rate to primary grade 1	%	2017	T=80 B=50.4 G=49.6	90	90	Departmental reports	Chief Officer
Productive and Economic Sector	Livestock Development	Productivity per livestock unit	%	2017	25	30	40	Departmental reports	Chief Officer
	Veterinary services	Livestock disease prevalence reduced	%	2017	15	10	5	Departmental reports	Chief Officer
	Cooperatives Development	Income earned by farmers	Kshs (Millions)	2017	200	250	300	Departmental reports	Chief Officer
		Farmers enrolled in cooperative societies	%	2017	4	5	6	Departmental reports	Chief Officer
	Tourism development	Number of tourist arrivals	No	2017	5,000	8,000	10,000	Departmental reports	Chief Officer

		Direct tourism earnings	Kshs	2017	5M	15M	20M	Departmental reports	Chief Officer
	Trade and Enterprise Development	Proportion of traders accessing financial support	%	2017	10	20	40	Departmental reports	Chief Officer
		Percentage of active loans being serviced	%	2017	70	80	90	Departmental reports	Chief Officer
	Culture and Heritage Preservation	Proportion of population embracing and fostering cultural activities	%	2017	20	40	50	Departmental reports	Chief Officer
	Crop Development	Average productivity per hectare	Tons	2018	166	201	275	Departmental Reports County Statistical Reports	Chief Officer
		Average producer earnings per hectare	Kshs (Millions)	2018	9	12	17	Departmental Reports County Statistical Reports	Chief Officer
		Households vulnerable to seasonal food insecurity	%	2018	20	18	15	Departmental Reports County Statistical Reports	Chief Officer
	Irrigation Development	Area under irrigated agriculture	Ha	2018	6,960	7,960	12,660	Departmental Reports County Statistical Reports	Chief Officer
	Soil Conservation	Target farms under sustainable	No	2018	0	920	1,610	Departmental Reports	Chief Officer

		land management practices						County Statistical Reports	
Health, Water and Sanitation	Preventive and Promotive Services	Households enrolled to NHIF	%	2018	20	30	45	DHIS, Household register	Chief Officer
		Children under-5 years who are underweight	%	2018	12	9	7	DHIS	Chief Officer
		Children under-5 years who are stunted	%	2018	30	26	20	DHIS	Chief Officer
		Children < 6 Months exclusively breastfed	%	2018	30	36	40	DHIS	Chief Officer
		Households with functional latrines	%	2018	87.4	91	95	DHIS	Chief Officer
		Population screened for non-communicable disease	%	2018	5	15	25	DHIS	Chief Officer
		TB incidence	per 100,000 persons	2018	127	128	130	DHIS	Chief Officer
		HIV prevalence	%	2018	1.9	1.7	1.5	DHIS	Chief Officer
		HEI positivity rate	%	2018	5.6	3	1	DHIS	Chief Officer
		Adolescent birth rate	per 1,000 women	2015	70	65	60	NCPD	Chief Officer
	Curative and Rehabilitative Services	Maternal mortality ratio (MMR)	per 100,000 live births	2016	187	167	147	Kenya Demographic Health Survey	Chief Officer
		Neonatal mortality rate (NMR)	per 1,000 live births	2016	0.8	0.7	0.6	Kenya Demographic Health Survey	Chief Officer
		Infant mortality rate (IMR)	per 1,000 live births	2016	52	50	48	Kenya Demographic Health Survey	Chief Officer

		Under 5 mortality rate (U5MR)	per 1,000 live births	2016	43	39	35	Kenya Demographic Health Survey	Chief Officer
		Life expectancy at birth (Female)	years	2016	68	69	70	Kenya Demographic Health Survey	Chief Officer
		Life expectancy at birth (Male)	years	2016	63.2	65	67	Kenya Demographic Health Survey	Chief Officer
		Average distance to nearest health facility	KM	2018	3.7KM	3.5KM	3.2KM	Departmental Reports	Chief Officer
		Doctor patient ratio	No	2018	1:8000	1:7000	1:6000	Departmental Reports	Chief Officer
		Nurse patient ratio	No	2018	1:1000	1:900	1:800	Departmental Reports	Chief Officer
		Average of facility skilled delivery	%	2018	55	60	67	DHIS	Chief Officer
		Fully immunized child coverage	%	2018	69	75	80	DHIS	Chief Officer
		Contraceptive prevalence rate (modern FP)	%	2018	48	50	52	DHIS	Chief Officer
	Water and Sanitation services	Proportion of households with access to clean and safe water segregated by headship and area/location	%	2016	33	36	40	Department Reports	Chief Officer
		Proportion of urban households	%	2016	0.8	1.3	3	Department Reports	Chief Officer

		connected to sewerage services							
	Environmental conservation	Proportion of land under forest cover.	%	2017	37.6	39.1	40.6	Department Reports	Chief Officer
	Solid waste management	Towns with adequate Solid waste management systems	No.	2016	3	6	10	Department Reports	Chief Officer
	Lands, Physical planning and Urban development	well-planned urban centers	No.	2017	1	6	10	Department Reports	Chief Officer
		Proportion of land owners with title deeds	%	2017	52	54	55	Department Reports	Chief Officer
Public administration and Governance	Open Governance, transparency and accountability	Citizens with access to county government information	%	-	40	60	80	Customer satisfaction survey	Chief Officer
		Value of audit queries	%	2015/16	1.5	1.0	0.5	Office of the Auditor General and Departmental reports	Chief Officer
		Incidence of conflicts reported	No.	2016	5	4	2	Conflict resolution register Security registers	Chief Officer
		Time taken to respond to emergencies	Minutes	30	30	30	30	Disaster Response Unit	Chief Officer
	Public Service management	Employee satisfaction index	%	2016	70	80	90	Satisfaction survey report Departmental	Chief Officer

								HR reports	
		Client satisfaction index	%	2016	75	85	95	Departmental Reports Satisfaction surveys	Chief Officer
		Prevalence of alcohol use	%	2017	80	60	30	Departmental Reports NACADA reports /reviews surveys	Chief Officer
	Financial Management	Variance in planned and approved budgets	%	2017	30	10	5	IFMIS Absorption and Monthly reports	Chief Officer
		Planned projects funded in the planned budget	%	2016	31	32	33	ADP report Quarterly reports	Chief Officer
		Rate of projects/ Completion	%	2017	47	80	95	Departmental reports	Chief Officer
		Rate of fiscal responsibility (absorption)	%	2017	50	75	95	IFMIS Absorption and Monthly reports	Chief Officer
		Proportion of revenue collected vis a viz targets	%	2017	61	80	100	County revenue office monthly reports	Chief Officer
		Percentage of procurement awarded to women, PWDs and Youths.	%	2017	24	30	30	Departmental reports	Chief Officer

ANNEX 1:

SECTOR PROJECTS DERIVED FROM PROGRAMMES

Infrastructure Sector

Roads and Public Works

Table 78: Roads and Public Works New Project Proposals

Projects Name	Objective	Targets (KM)	Description of activities (key outputs)	Costs (kshs)	Sources of funds	Timeframe	Implementing agencies	Ward
Maintenance of county roads (KRB)	Improve Accessibility	1,000	Routine maintenance	1,000,000,000	RMLF	2018-2022	Department of roads	County Roads
Kilos – Ononoi road	Improve Accessibility	4	Opening and maintenance	4,000,000	CG	2018-2022	Department of roads	Arror
Kapkoin – Chepngereb road	Improve Accessibility	2	Opening and maintenance	2,000,000	CG	2018-2022	Department of roads	Arror
Kisewen – Kibarno road	Improve Accessibility	2	Opening and maintenance	2,000,000	CG	2018-2022	Department of roads	Arror
Koitilial- Kasombu	Improve Accessibility	3	Opening and maintenance	3,500,000	CG	2018-2022	Department of roads	Arror
Kokwabsego road	Improve Accessibility	2	Opening and maintenance	2,000,000	CG	2018-2022	Department of roads	Arror
Kapterik- Kapcheresim road	Improve Accessibility	6	Opening and maintenance	6,000,000	CG	2018-2022	Department of roads	Arror
Kasanga –Kiptalat road	Improve Accessibility	4	Opening and maintenance	4,000,000	CG	2018-2022	Department of roads	Arror
Tunyo health center -Kibiyow	Improve Accessibility	2	Opening and maintenance	3,000,000	CG	2018-2022	Department of roads	Arror
Kapkata secondary school road	Improve Accessibility	2	Opening and maintenance	2,000,000	CG	2018-2022	Department of roads	Arror
Chepsigor –Kimwawat road	Improve Accessibility	4	Opening and maintenance	4,000,000	CG	2018-2022	Department of roads	Arror
Chepsigor- Tiretwo Road	Improve	5	Opening and maintenance	7,500,000	CG	2018-2022	Department	Arror

Projects Name	Objective	Targets (KM)	Description of activities (key outputs)	Costs (kshs)	Sources of funds	Timeframe	Implementing agencies	Ward
	Accessibility						of roads	
Koitilial – Katok- Matira roads	Improve Accessibility	12	Blasting, Opening and maintenance	15,000,000	CG	2018-2022	Department of roads	Arror
Sisiya -Arror	Improve Accessibility	2	Blasting, opening & maintenance	30,000,000	CG	2018-2022	Department of roads	Arror
Feeder roads along Kerio River	Improve Accessibility	10	Opening	2,000,000	CG	2018-2022	Department of roads	Arrror
Karabat-Chepchui	Improve Accessibility	4	Maintenance	4,000,000	CG	2018-2022	Department of roads	Arrror
Maintenance of Kapkata – Kipkaner	Improve Accessibility	1	Maintenance	1,000,000	CG	2018-2022	Department of roads	Arrror
Arror-intake road	Improve Accessibility	3	Maintenance	3,000,000	CG	2018-2022	Department of roads	Arrror
Embomuchukwo bridge	Improve connectivity	1	Bridge construction	5,000,000	CG	2018-2022	Department of roads	Arrror
Kilos foot bridge	Improve connectivity	1	Foot bridge construction	1,200,000	CG	2018-2022	Department of roads	Arrror
Kiptongony foot bridge	Improve connectivity	1	Foot bridge construction	1,200,000	CG	2018-2022	Department of roads	Arrror
Embomuchukwo footbridge	Improve connectivity	1	Foot bridge construction	1,200,000	CG	2018-2022	Department of roads	Arrror
Kipkener pry. f/bridge	Improve connectivity	1	Foot bridge construction	1,200,000	CG	2018-2022	Department of roads	Arrror
Chepsigor footbridge	Improve connectivity	1	Foot bridge construction	1,200,000	CG	2018-2022	Department of roads	Arrror
Chesuyut-Barsoti footbridge	Improve connectivity	1	Foot bridge construction	1,200,000	CG	2018-2022	Department of roads	Arrror
Kamatorkew foot bridge	Improve connectivity	1	Foot bridge construction	1,200,000	CG	2018-2022	Department of roads	Arrror
Koitilial centre street lights	Enhance security	1	Street light installation	1,000,000	CG/KPLC	2018-2022	KPLC	Arrror
Kapkata centre lights	Enhance security	1	Street light installation	1,000,000	CG/KPLC	2018-2022	KPLC	Arrror
Kilos centre lights	Enhance security	1	Street light installation	1,000,000	CG/KPLC	2018-2022	KPLC	Arrror
Karabat center lights	Enhance security	1	Street light installation	1,000,000	CG/KPLC	2018-2022	KPLC	Arrror
Chepkum center lights	Enhance security	1	Street light installation	1,000,000	CG/KPLC	2018-2022	KPLC	Arrror
Chesiy centre lights	Enhance security	1	Street light installation	1,000,000	CG/KPLC	2018-2022	KPLC	Arrror
Tunyo centre lights	Enhance security	1	Street light installation	1,000,000	CG/KPLC	2018-2022	KPLC	Arrror
Kamosong-Kapalwat	Improve Accessibility	4	Maintenances	4,000,000	CG	2018-2022	Department of roads	Chepkorio
Kipkwen-Kapngetik-	Improve	5	Maintenances	5,000,000	CG	2018-2022	Department	Chepkorio

Projects Name	Objective	Targets (KM)	Description of activities (key outputs)	Costs (kshs)	Sources of funds	Timeframe	Implementing agencies	Ward
Korapkwen-small town	Accessibility						of roads	
Tegat -Kapalwat primary-Kewalel-Kapleting cattle dip-Sach 4-Kibirgut	Improve Accessibility	8	Maintenances	8,000,000	CG	2018-2022	Department of roads	Chepkorio
Flax-Kipkabus	Improve Accessibility	2	Maintenances	2,000,000	CG	2018-2022	Department of roads	Chepkorio
Kapsiro-Chebirei/bridge-Kewamoi – Kamelil	Improve Accessibility	6	Maintenances	6,000,000	CG	2018-2022	Department of roads	Chepkorio
Kipsaina-Kaplimo-Yatiane-Kapkenda bridge	Improve Accessibility	3	Maintenances	3,600,000	CG	2018-2022	Department of roads	Chepkorio
Nyaru-Mkwen-Kapkesem (bridge)-Kibirgut	Improve Accessibility	2	Maintenances	2,000,000	CG	2018-2022	Department of roads	Chepkorio
Kipsaina-Keltablakwet-Kipsaisai	Improve Accessibility	4	Maintenances	4,000,000	CG	2018-2022	Department of roads	Chepkorio
Stage point-Kaplelmet-Kabeiya	Improve Accessibility	2	Maintenances	2,000,000	CG	2018-2022	Department of roads	Chepkorio
Ifc-Chekeren-Kabitoi-Kachasis dip	Improve Accessibility	4	Maintenances	4,800,000	CG	2018-2022	Department of roads	Chepkorio
Kulwane-Chepsamo-bridge	Improve Accessibility	3	Maintenances	3,000,000	CG	2018-2022	Department of roads	Chepkorio
Kerionge-Yatiane-AIC Cherota	Improve Accessibility	1	Maintenances	1,000,000	CG	2018-2022	Department of roads	Chepkorio
Yatiane –Kibitanol-Cheptultul-Cherota primary	Improve Accessibility	3	Maintenances	3,000,000	CG	2018-2022	Department of roads	Chepkorio
Bondoni-Chepkorio hospital-Small town stage point	Improve Accessibility	2	Maintenances	2,000,000	CG	2018-2022	Department of roads	Chepkorio
Kapkaraka-Kapkesum	Improve Accessibility	2	Maintenances	2,000,000	CG	2018-2022	Department of roads	Chepkorio
Senetwo SDA-Kipchiloi	Improve Accessibility	5	Maintenances	5,000,000	CG	2018-2022	Department of roads	Chepkorio
Sitoto-Kipkwenu	Improve Accessibility	1	Maintenances	1,000,000	CG	2018-2022	Department of roads	Chepkorio
Samituk-Chepkorio hospital	Improve Accessibility	2	Maintenances	2,000,000	CG	2018-2022	Department of roads	Chepkorio
Masorto-Kamutung-Chepkolel road	Improve Accessibility	3	Expansion & Maintenances	3,000,000	CG	2018-2022	Department of roads	Chepkorio
Chepkitiny-Kamondia-Kipchiloi-dam-Sawmill	Improve Accessibility	3	Maintenances	3,000,000	CG	2018-2022	Department of roads	Chepkorio
Kamosong-Kapalwat	Improve	1	Bridge construction	5,000,000	CG	2018-2022	Department	Chepkorio

Projects Name	Objective	Targets (KM)	Description of activities (key outputs)	Costs (kshs)	Sources of funds	Timeframe	Implementing agencies	Ward
	connectivity						of roads	
Kipkwen-Kapngetik-Korapkwen-Small town and bridge	Improve connectivity	1	Bridge construction	5,000,000	CG	2018-2022	Department of roads	Chepkorio
Kapsiro-Chebirei/bridge-Kewamoi –Kamelil	Improve connectivity	1	Bridge construction	5,000,000	CG	2018-2022	Department of roads	Chepkorio
Nyaru- Mwen Bridge	Improve connectivity	1	bridge construction	5,000,000	CG	2018-2022	Department of roads	Chepkorio
Flax center	Enhance security	1	Streetlights installation	1,000,000	CG/KPLC	2018-2022	KPLC	Chepkorio
Nyaru centre	Enhance security	1	Streetlights installation	1,000,000	CG/KPLC	2018-2022	KPLC	Chepkorio
Chepkorio centre	Enhance security	1	Streetlights installation	1,000,000	CG/KPLC	2018-2022	KPLC	Chepkorio
Kipkwen centre	Enhance security	1	Streetlights installation	1,000,000	CG/KPLC	2018-2022	KPLC	Chepkorio
Kamelil centre	Enhance security	1	Streetlights installation	1,000,000	CG/KPLC	2018-2022	KPLC	Chepkorio
Kaplimo centre	Enhance security	1	Streetlights installation	1,000,000	CG/KPLC	2018-2022	KPLC	Chepkorio
Kipchiloi centre	Enhance security	1	Streetlights installation	1,000,000	CG/KPLC	2018-2022	KPLC	Chepkorio
Kapserere centre	Enhance security	1	Streetlights installation	1,000,000	CG/KPLC	2018-2022	KPLC	Chepkorio
Senetwo centre	Enhance security	1	Streetlights installation	1,000,000	CG/KPLC	2018-2022	KPLC	Chepkorio
Kipsaina centre	Enhance security	1	Streetlights installation	1,000,000	CG/KPLC	2018-2022	KPLC	Chepkorio
Kipsaisai centre	Enhance security	1	Streetlights installation	1,000,000	CG/KPLC	2018-2022	KPLC	Chepkorio
Chebirei centre	Enhance security	1	Streetlights installation	1,000,000	CG/KPLC	2018-2022	KPLC	Chepkorio
Milimani centre	Enhance security	1	Streetlights installation	1,000,000	CG/KPLC	2018-2022	KPLC	Chepkorio
Yatiane centre	Enhance security	1	Streetlights installation	1,000,000	CG/KPLC	2018-2022	KPLC	Chepkorio
Tenden-Simat - Lochin-Lamaon-Kabelio-Karmoson-Yatia-Kapchore-Kapsurgat-Jemunada	Improve Accessibility	12	Opening &Maintenance	18,000,000	CG	2018-2022	Department of roads	Cherangany
Kwa Arap Mzee-Chesawen-Kamaina-Kwa Mastiony-kwa Elias Kapsich-Boroon	Improve Accessibility	8	Opening &Maintenance	12,000,000	CG	2018-2022	Department of roads	Cherangany
Kapsilboi-Chepkoroi-Chesuswo-Kap Simon-Nyorbei-Kipkermen-Soweto	Improve Accessibility	6	Opening &Maintenance	9,000,000	CG	2018-2022	Department of roads	Cherangany
Simat-Magoi-Kapnuria-Giningi-Kapkobol	Improve Accessibility	8	Opening &Maintenance	8,000,000	CG	2018-2022	Department of roads	Cherangany
Kamaina-Chebai sec-Kapkures-Kapcherop	Improve Accessibility	5	Opening &Maintenance	6,000,000	CG	2018-2022	Department of roads	Cherangany
Kabelyebu-Kaplataa nursery-Kamereu-Kapresot-Arar-Kapkataam-Kapsurgat-	Improve Accessibility	3	Opening &Maintenance	5,000,000	CG	2018-2022	Department of roads	Cherangany

Projects Name	Objective	Targets (KM)	Description of activities (key outputs)	Costs (kshs)	Sources of funds	Timeframe	Implementing agencies	Ward
Kapchebit pry								
Chesawen- Kamaina footbridge	Improve connectivity	1	Footbridge construction	1,200,000	CG	2018-2022	Department of roads	Cherangany
Chebai sec.-Kapkures footbridge	Improve connectivity	1	Footbridge construction	1,200,000	CG	2018-2022	Department of roads	Cherangany
Nyorbei Footbridge	Improve connectivity	1	Footbridge construction	1,200,000	CG	2018-2022	Department of roads	Cherangany
Tabar-Chawis-Lemeiywo-Meuno-Chorwa road	Improve Accessibility	6	Opening & maintenance	7,000,000	CG	2018-2022	Department of roads	Embobut
Mkeno-Kapkitany-Moror road	Improve Accessibility	5	Opening & maintenance	6,000,000	CG	2018-2022	Department of roads	Embobut
Kobosich-Chebiret-Korou Hill road	Improve Accessibility	7	Opening & maintenance	9,500,000	CG	2018-2022	Department of roads	Embobut
Sagar-St Kizito Church road	Improve Accessibility	3	Opening & maintenance	4,500,000	CG	2018-2022	Department of roads	Embobut
Kapkirwok-Kaptogol road	Improve Accessibility	2	Opening & maintenance	3,000,000	CG	2018-2022	Department of roads	Embobut
Boroko-Cheman-Kasokotou road	Improve Accessibility	8	Opening & maintenance	10,000,000	CG	2018-2022	Department of roads	Embobut
Kotut-Tasamuk-Kiborok road	Improve Accessibility	7	Opening & maintenance	9,500,000	CG	2018-2022	Department of roads	Embobut
Chepkoit-Kapchoge-Kararia road	Improve Accessibility	5	Opening & maintenance	7,500,000	CG	2018-2022	Department of roads	Embobut
Maron-Mungwa-Chemisto and Mkeno-Kapkitany-Moror roads	Improve Accessibility	2	Maintenance	2,400,000	CG	2018-2022	Department of roads	Embobut
Chepkoit-Lemeiywo-Meuno road	Improve Accessibility	3	Maintenance	3,000,000	CG	2018-2022	Department of roads	Embobut
Lemeiywo-Chorwa junction road	Improve Accessibility	7	Maintenance	7,000,000	CG	2018-2022	Department of roads	Embobut
Kamogo/Mkeno	Improve connectivity	1	Bridge construction	5,000,000	CG	2018-2022	Department of roads	Embobut
Maron-Cheptilol road	Improve connectivity	4.5	Desing/survey, opening & maintenance	5,000,000	CG	2018-2022	Department of roads	Embobut
Lemeiywo-Kamogo road	Improve connectivity	3.5	Desing/survey, opening & maintenance	4,000,000	CG	2018-2022	Department of roads	Embobut
Embo yatoi footbridge	Improve connectivity	1	Footbridge construction	2,000,000	CG	2018-2022	Department of roads	Embobut
Kashialbei/Kokwob Chorwo	Improve connectivity	1	Footbridge installation	1,200,000	CG	2018-2022	Department of roads	Embobut

Projects Name	Objective	Targets (KM)	Description of activities (key outputs)	Costs (kshs)	Sources of funds	Timeframe	Implementing agencies	Ward
	connectivity						of roads	
Kipkwen-Kapngetik-Korapkwen-Small town and bridge	Improve connectivity	1	Bridge construction	5,000,000	CG	2018-2022	Department of roads	Chepkorio
Kapsiro-Chebirei/bridge-Kewamoi –Kamelil	Improve connectivity	1	Bridge construction	5,000,000	CG	2018-2022	Department of roads	Chepkorio
Nyaru- Mwen Bridge	Improve connectivity	1	bridge construction	5,000,000	CG	2018-2022	Department of roads	Chepkorio
Flax center	Enhance security	1	Streetlights installation	1,000,000	CG/KPLC	2018-2022	KPLC	Chepkorio
Nyaru centre	Enhance security	1	Streetlights installation	1,000,000	CG/KPLC	2018-2022	KPLC	Chepkorio
Chepkorio centre	Enhance security	1	Streetlights installation	1,000,000	CG/KPLC	2018-2022	KPLC	Chepkorio
Kipkwen centre	Enhance security	1	Streetlights installation	1,000,000	CG/KPLC	2018-2022	KPLC	Chepkorio
Kamelil centre	Enhance security	1	Streetlights installation	1,000,000	CG/KPLC	2018-2022	KPLC	Chepkorio
Kaplimo centre	Enhance security	1	Streetlights installation	1,000,000	CG/KPLC	2018-2022	KPLC	Chepkorio
Kipchiloi centre	Enhance security	1	Streetlights installation	1,000,000	CG/KPLC	2018-2022	KPLC	Chepkorio
Kapserere centre	Enhance security	1	Streetlights installation	1,000,000	CG/KPLC	2018-2022	KPLC	Chepkorio
Senetwo centre	Enhance security	1	Streetlights installation	1,000,000	CG/KPLC	2018-2022	KPLC	Chepkorio
Kipsaina centre	Enhance security	1	Streetlights installation	1,000,000	CG/KPLC	2018-2022	KPLC	Chepkorio
Kipsaisai centre	Enhance security	1	Streetlights installation	1,000,000	CG/KPLC	2018-2022	KPLC	Chepkorio
Chebirei centre	Enhance security	1	Streetlights installation	1,000,000	CG/KPLC	2018-2022	KPLC	Chepkorio
Milimani centre	Enhance security	1	Streetlights installation	1,000,000	CG/KPLC	2018-2022	KPLC	Chepkorio
Yatiane centre	Enhance security	1	Streetlights installation	1,000,000	CG/KPLC	2018-2022	KPLC	Chepkorio
Tenden-Simat - Lochin-Lamaon-Kabelio-Karmoson-Yatia-Kapchore-Kapsurgat-Jemunada	Improve Accessibility	12	Opening &Maintenance	18,000,000	CG	2018-2022	Department of roads	Cherangany
Kwa Arap Mzee-Chesawen-Kamaina-Kwa Mastiony-kwa Elias Kapsich-Boroon	Improve Accessibility	8	Opening &Maintenance	12,000,000	CG	2018-2022	Department of roads	Cherangany
Kapsilboi-Chepkoroi-Chesuswo-Kap Simon-Nyorbei-Kipkermen-Soweto	Improve Accessibility	6	Opening &Maintenance	9,000,000	CG	2018-2022	Department of roads	Cherangany
Simat-Magoi-Kapnuria-Giningi-Kapkobol	Improve Accessibility	8	Opening &Maintenance	8,000,000	CG	2018-2022	Department of roads	Cherangany
Kamaina-Chebai sec-Kapkures-Kapcherop	Improve Accessibility	5	Opening &Maintenance	6,000,000	CG	2018-2022	Department of roads	Cherangany
Kabelyebu-Kaplataa nursery-Kamereu-Kapresot-Arar-Kapkataam-Kapsurgat-	Improve Accessibility	3	Opening &Maintenance	5,000,000	CG	2018-2022	Department of roads	Cherangany

Projects Name	Objective	Targets (KM)	Description of activities (key outputs)	Costs (kshs)	Sources of funds	Timeframe	Implementing agencies	Ward
Kapchebit pry								
Chesawen- Kamaina footbridge	Improve connectivity	1	Footbridge construction	1,200,000	CG	2018-2022	Department of roads	Cherangany
Chebai sec.-Kapkures footbridge	Improve connectivity	1	Footbridge construction	1,200,000	CG	2018-2022	Department of roads	Cherangany
Nyorbei Footbridge	Improve connectivity	1	Footbridge construction	1,200,000	CG	2018-2022	Department of roads	Cherangany
Tabar-Chawis-Lemeiywo-Meuno-Chorwa road	Improve Accessibility	6	Opening & maintenance	7,000,000	CG	2018-2022	Department of roads	Embobut
Mkeno-Kapkitany-Moror road	Improve Accessibility	5	Opening & maintenance	6,000,000	CG	2018-2022	Department of roads	Embobut
Kobosich-Chebiret-Korou Hill road	Improve Accessibility	7	Opening & maintenance	9,500,000	CG	2018-2022	Department of roads	Embobut
Sagar-St Kizito Church road	Improve Accessibility	3	Opening & maintenance	4,500,000	CG	2018-2022	Department of roads	Embobut
Kapkirwok-Kaptogol road	Improve Accessibility	2	Opening & maintenance	3,000,000	CG	2018-2022	Department of roads	Embobut
Boroko-Cheman-Kasokotou road	Improve Accessibility	8	Opening & maintenance	10,000,000	CG	2018-2022	Department of roads	Embobut
Kotut-Tasamuk-Kiborok road	Improve Accessibility	7	Opening & maintenance	9,500,000	CG	2018-2022	Department of roads	Embobut
Chepkoit-Kapchoge-Kararia road	Improve Accessibility	5	Opening & maintenance	7,500,000	CG	2018-2022	Department of roads	Embobut
Maron-Mungwa-Chemisto and Mkeno-Kapkitany-Moror roads	Improve Accessibility	2	Maintenance	2,400,000	CG	2018-2022	Department of roads	Embobut
Chepkoit-Lemeiywo-Meuno road	Improve Accessibility	3	Maintenance	3,000,000	CG	2018-2022	Department of roads	Embobut
Lemeiywo-Chorwa junction road	Improve Accessibility	7	Maintenance	7,000,000	CG	2018-2022	Department of roads	Embobut
Kamogo/Mkeno	Improve connectivity	1	Bridge construction	5,000,000	CG	2018-2022	Department of roads	Embobut
Maron-Cheptilol road	Improve connectivity	4.5	Desing/survey, opening & maintenance	5,000,000	CG	2018-2022	Department of roads	Embobut
Lemeiywo-Kamogo road	Improve connectivity	3.5	Desing/survey, opening & maintenance	4,000,000	CG	2018-2022	Department of roads	Embobut
Embo yatoi footbridge	Improve connectivity	1	Footbridge construction	2,000,000	CG	2018-2022	Department of roads	Embobut
Kashialbei/Kokwob Chorwo	Improve connectivity	1	Footbridge installation	1,200,000	CG	2018-2022	Department of roads	Embobut

Projects Name	Objective	Targets (KM)	Description of activities (key outputs)	Costs (kshs)	Sources of funds	Timeframe	Implementing agencies	Ward
Embomir-Chepkawar foot bridge	Improve connectivity	1	Footbridge construction	1,200,000	CG	2018-2022	Department of roads	Endo
Chemuiwon foot bridge	Improve connectivity	1	Footbridge construction	1,200,000	CG	2018-2022	Department of roads	Endo
Lalat-Embolot footbridge	Improve connectivity	1	Footbridge construction	1,200,000	CG	2018-2022	Department of roads	Endo
Embolot-Kipnyunguny footbridge	Improve connectivity	1	Footbridge construction	1,200,000	CG	2018-2022	Department of roads	Endo
Kipkutwo footbridge	Improve connectivity	1	Footbridge construction	1,200,000	CG	2018-2022	Department of roads	Endo
St. Pauls-Toroko streetlights	Enhance security	1	Street light installation	1,000,000	CG/KPLC	2018-2022	KPLC	Endo
Sangach boarding -library	Enhance security	1	Street light installation	1,000,000	CG/KPLC	2018-2022	KPLC	Endo
Murkutwo jnt.-Queen of peace	Enhance security	1	Street light installation	1,000,000	CG/KPLC	2018-2022	KPLC	Endo
Sebero primary-Eremongeny	Enhance security	1	Street light installation	1,000,000	CG/KPLC	2018-2022	KPLC	Endo
Muruot sign post-Chechan	Enhance security	1	Street light installation	1,000,000	CG/KPLC	2018-2022	KPLC	Endo
Centre one	Enhance security	1	Street light installation	1,000,000	CG/KPLC	2018-2022	KPLC	Endo
Kapkobil	Enhance security	1	Street light installation	1,000,000	CG/KPLC	2018-2022	KPLC	Endo
Liter junction-Liter girls	Enhance security	1	Street light installation	1,000,000	CG/KPLC	2018-2022	KPLC	Endo
Sabero centre	Enhance security	1	Street light installation	1,000,000	CG/KPLC	2018-2022	KPLC	Endo
Sangach centre	Enhance security	1	Street light installation	1,000,000	CG/KPLC	2018-2022	KPLC	Endo
Baraka	Enhance security	1	Street light installation	1,000,000	CG/KPLC	2018-2022	KPLC	Endo
Lengut-Kreel	Enhance security	1	Street light installation	1,000,000	CG/KPLC	2018-2022	KPLC	Endo
Chebilil Barberi	Enhance security	1	Street light installation	1,000,000	CG/KPLC	2018-2022	KPLC	Endo
Kabaldamet-Cheburong	Enhance security	1	Street light installation	1,000,000	CG/KPLC	2018-2022	KPLC	Endo
Chesawach	Enhance security	1	Street light installation	1,000,000	CG/KPLC	2018-2022	KPLC	Endo
Kimongo-Kerio valley	Enhance security	1	Street light installation	1,000,000	CG/KPLC	2018-2022	KPLC	Endo
Tot high school- Kapkain	Enhance security	1	Street light installation	1,000,000	CG/KPLC	2018-2022	KPLC	Endo
Sokobora-Methodist	Enhance security	1	Street light installation	1,000,000	CG/KPLC	2018-2022	KPLC	Endo
kimejeywa-Kaprori-Cereal-Kaboit road	Improve Accessibility	2	Opening & maintenance	2,000,000	CG	2018-2022	Department of roads	Kabiemit
Ketigoi-Kamogi-Setano road	Improve Accessibility	6	Opening & maintenance	9,000,000	CG	2018-2022	Department of roads	Kabiemit
Cereal-Tinone-Tirwane road	Improve Accessibility	2	Opening & maintenance	2,000,000	CG	2018-2022	Department of roads	Kabiemit
Kapchepkochei-Tachasis-Kapkel road	Improve Accessibility	4	Opening & maintenance	4,000,000	CG	2018-2022	Department of roads	Kabiemit
Tulwobei kiosk-Tangary Chief-Tangit-Chebochok road	Improve Accessibility	2	Opening & maintenance	2,000,000	CG	2018-2022	Department of roads	Kabiemit
Store-Kamasaisai-Kibriria-	Improve	3	Opening & maintenance	3,000,000	CG	2018-2022	Department	Kabiemit

Projects Name	Objective	Targets (KM)	Description of activities (key outputs)	Costs (kshs)	Sources of funds	Timeframe	Implementing agencies	Ward
Samabul road	Accessibility						of roads	
Jaluo-Landi road	Improve Accessibility	2	Opening & maintenance	2,000,000	CG	2018-2022	Department of roads	Kabiemit
Kibonge-Kangura-Changwony road	Improve Accessibility	4	Opening & maintenance	4,000,000	CG	2018-2022	Department of roads	Kabiemit
Timor-Sach 4-HZ road	Improve Accessibility	6	Tarmacking	60,000,000	Donor	2018-2022	Department of roads	Kabiemit
Existing roads	Improve Accessibility	18	Maintaining existing roads	10,000,000	CG	2018-2022	Department of roads	Kabiemit
Kapkittony centre	Enhance security	1	Streetlight installation	1,000,000	CG/KPLC	2018-2022	KPLC	Kabiemit
HZ Centre	Enhance security	1	Streetlight installation	1,000,000	CG/KPLC	2018-2022	KPLC	Kabiemit
Tumeiyo centre	Enhance security	1	Streetlight installation	1,000,000	CG/KPLC	2018-2022	KPLC	Kabiemit
Kipriria centre	Enhance security	1	Streetlight installation	1,000,000	CG/KPLC	2018-2022	KPLC	Kabiemit
KD Centre	Enhance security	1	Streetlight installation	1,000,000	CG/KPLC	2018-2022	KPLC	Kabiemit
Sawaa centre	Enhance security	1	Streetlight installation	1,000,000	CG/KPLC	2018-2022	KPLC	Kabiemit
Kapkut centre	Enhance security	1	Streetlight installation	1,000,000	CG/KPLC	2018-2022	KPLC	Kabiemit
Compensation of a road section (Kapsanga-Somongi) 50m	Improve Accessibility	0.5	New opening and grading	600,000	CG	2018-2022	Department of roads	Kamariny
Kapchebar- Kapshakwei-Kapshokwei- Ngeny bo Mukubi road	Improve Accessibility	4	Kkv	2,000,000	CG	2018-2022	Department of roads	Kamariny
Rochim- Kipchawat,	Improve Accessibility	2	Narrow road, expansion	2,000,000	CG	2018-2022	Department of roads	Kamariny
Kapteren-Tambach	Improve Accessibility	6	Expansion & maintenance	6,000,000	CG	2018-2022	Department of roads	Kamariny
Edens -Kaptarit	Improve Accessibility	1.5	Maintenances	1,500,000	CG	2018-2022	Department of roads	Kamariny
Sarchin-Sarchinmara-Kapkener	Improve Accessibility	3	Maintenances	3,000,000	CG	2018-2022	Department of roads	Kamariny
Kapkener-Kiptingo primary school	Improve Accessibility	1	Maintenances	1,000,000	CG	2018-2022	Department of roads	Kamariny
Katalel primary school open road from Tarmac(200M)	Improve Accessibility	0.2	Maintenances	400,000	CG	2018-2022	Department of roads	Kamariny
Kiptingo-Kamariny through forest	Improve Accessibility	2.5	Maintenances	2,800,000	CG	2018-2022	Department of roads	Kamariny
Kapyakwaei, Kapjoseph, Kampalang,Kiboa dip section	Improve Accessibility	2	Maintenances	2,000,000	CG	2018-2022	Department of roads	Kamariny
Kapngereza-Kaptiltich-	Improve	2	Maintenances	2,000,000	CG	2018-2022	Department	Kamariny

Projects Name	Objective	Targets (KM)	Description of activities (key outputs)	Costs (kshs)	Sources of funds	Timeframe	Implementing agencies	Ward
Kapcheptumo road	Accessibility						of roads	
Kapanthony-Kapcheputiei-kapsinga	Improve Accessibility	1	Maintenances	1,000,000	CG	2018-2022	Department of roads	Kamariny
Zero grazing-Katalel dispensary--Chebonet secondary	Improve Accessibility	2	Maintenances	2,400,000	CG	2018-2022	Department of roads	Kamariny
Miso Koboin Road	Improve Accessibility	4	Maintenances	4,000,000	CG	2018-2022	Department of roads	Kamariny
Kapteren-Kapkoi Road	Improve Accessibility	4	Maintenances	4,800,000	CG	2018-2022	Department of roads	Kamariny
Tea zone-Kaplewa Road	Improve Accessibility	1.5	Maintenances	1,800,000	CG	2018-2022	Department of roads	Kamariny
Tea zone-Cheptilis Road	Improve Accessibility	1.5	Maintenances	1,800,000	CG	2018-2022	Department of roads	Kamariny
Kibogy-Kabelio Road	Improve Accessibility	2.5	Maintenances	3,000,000	CG	2018-2022	Department of roads	Kamariny
Koibarak escarpment	Improve Accessibility	1	Maintenances	1,000,000	CG	2018-2022	Department of roads	Kamariny
Kapkoi-Kipkalwa road	Improve Accessibility	1	Maintenances	1,000,000	CG	2018-2022	Department of roads	Kamariny
Chemoiwo-Toiyobei Road	Improve Accessibility	1	Maintenances	1,000,000	CG	2018-2022	Department of roads	Kamariny
Maguta-Chemisto Road	Improve Accessibility	1	Maintenances	1,000,000	CG	2018-2022	Department of roads	Kamariny
kipchawat Simotwo road	Improve Accessibility	2	Maintenances	2,000,000	CG	2018-2022	Department of roads	Kamariny
Kipchawat Miso	Improve Accessibility	3	Maintenances	3,000,000	CG	2018-2022	Department of roads	Kamariny
Kapterick- Simotwo- Cheberen-Kapkoi Road	Improve Accessibility	2	Maintenances	2,000,000	CG	2018-2022	Department of roads	Kamariny
Etio- Main road	Improve Accessibility	3	Maintenances	3,000,000	CG	2018-2022	Department of roads	Kamariny
Benet- Belgut- forest boundary Road	Improve Accessibility	4	Maintenances	4,000,000	CG	2018-2022	Department of roads	Kamariny
Kapchepsar – UG	Improve Accessibility	1.5	Maintenances	1,000,000	CG	2018-2022	Department of roads	Kamariny
Cheligwa – Kameza	Improve Accessibility	3	Maintenances	3,000,000	CG	2018-2022	Department of roads	Kamariny
Cheligwa primary road	Improve	0.3	Maintenances	500,000	CG	2018-2022	Department	Kamariny

Projects Name	Objective	Targets (KM)	Description of activities (key outputs)	Costs (kshs)	Sources of funds	Timeframe	Implementing agencies	Ward
	Accessibility						of roads	
Kaproron –Emiat	Improve Accessibility	0.8	Maintenances	1,200,000	CG	2018-2022	Department of roads	Kamariny
Kipiman –Kameza –Cheligwa Secondary-Brown- Chebogy	Improve Accessibility	3	Maintenances	3,000,000	CG	2018-2022	Department of roads	Kamariny
Kapsisi- Kapanon- Cheboni-Kipchoge	Improve Accessibility	2	Maintenances	2,000,000	CG	2018-2022	Department of roads	Kamariny
Sayori –Muno-Kaptilit-Kiptela rd	Improve Accessibility	6	Maintenances	6,000,000	CG	2018-2022	Department of roads	Kamariny
Kibos –Koiser-Shohire-Kiptela rd	Improve Accessibility	3	Maintenances	3,000,000	CG	2018-2022	Department of roads	Kamariny
Kapkigen-Chengama-Kapkinyanjui rd	Improve Accessibility	2	Maintenances	2,000,000	CG	2018-2022	Department of roads	Kamariny
Kolongei-Kaptilit-Kondabilet road	Improve Accessibility	4	Maintenances	4,000,000	CG	2018-2022	Department of roads	Kamariny
Yogot dam –Koibarak-Orapsang	Improve Accessibility	7	Maintenances	7,000,000	CG	2018-2022	Department of roads	Kamariny
Maintenances of exciting roads in Sergoit sub-location	Improve Accessibility	10	Maintenances	10,000,000	CG	2018-2022	Department of roads	Kamariny
Kapkindur-Kapchepkei-Kiwanja road	Improve Accessibility	3	Maintenances	3,000,000	CG	2018-2022	Department of roads	Kamariny
Brigid –Chelamala road	Improve Accessibility	3	Maintenances	3,000,000	CG	2018-2022	Department of roads	Kamariny
Florida – Tuiyobei-Kapcheburin road	Improve Accessibility	4	Maintenances	4,000,000	CG	2018-2022	Department of roads	Kamariny
Maintenances of exciting roads in kaplamai sub-location	Improve Accessibility	10	Maintenances	10,000,000	CG	2018-2022	Department of roads	Kamariny
Kombaemit-Kabartire-Yogot dam	Improve Accessibility	4	Maintenances	4,000,000	CG	2018-2022	Department of roads	Kamariny
Kabele road	Improve Accessibility	4	Maintenances	4,800,000	CG	2018-2022	Department of roads	Kamariny
Muno Kewaptinga Yokot dam	Improve Accessibility	8	Maintenances	8,000,000	CG	2018-2022	Department of roads	Kamariny
Miso-Kiboin road	Improve connectivity	1	Bridge construction	5,000,000	CG	2018-2022	Department of roads	Kamariny
Emiat-Kibimban road	Improve connectivity	1	Bridge construction	5,000,000	CG	2018-2022	Department of roads	Kamariny
Mitipsop-Kapsis(Kap Ambrose) road	Improve connectivity	1	Bridge construction	5,000,000	CG	2018-2022	Department of roads	Kamariny

Projects Name	Objective	Targets (KM)	Description of activities (key outputs)	Costs (kshs)	Sources of funds	Timeframe	Implementing agencies	Ward
Salaba-cattle dip	Enhance security	1	Street lights installation	1,000,000	CG/KPLC	2018-2022	KPLC	Kamariny
Kaplamai centre	Enhance security	1	Street lights installation	1,000,000	CG/KPLC	2018-2022	KPLC	Kamariny
Sawmill –Kamariny	Enhance security	1	Street lights installation	1,000,000	CG/KPLC	2018-2022	KPLC	Kamariny
Sach4-Kamariny	Enhance security	1	Street lights installation	1,000,000	CG/KPLC	2018-2022	KPLC	Kamariny
Sach 4 Kiptabus	Enhance security	1	Street lights installation	1,000,000	CG/KPLC	2018-2022	KPLC	Kamariny
Westlands	Enhance security	1	Street lights installation	1,000,000	CG/KPLC	2018-2022	KPLC	Kamariny
Nyogaa	Enhance security	1	Street lights installation	1,000,000	CG/KPLC	2018-2022	KPLC	Kamariny
Kipsoen,Muno,Kaptalit centres	Enhance security	3	Street lights installation	3,000,000	CG/KPLC	2018-2022	KPLC	Kamariny
Singore-Kapchigomet	Improve Accessibility	3	Opening	3,000,000	CG	2018-2022	Department of roads	Kapchemutwa
Chepkendi road	Improve Accessibility	2	Opening	2,000,000	CG	2018-2022	Department of roads	Kapchemutwa
Mabir-Chekendi	Improve Accessibility	1	Opening	1,000,000	CG	2018-2022	Department of roads	Kapchemutwa
Kobil forest road	Improve Accessibility	1	Opening	1,000,000	CG	2018-2022	Department of roads	Kapchemutwa
Kapchemutwa forest road	Improve Accessibility	5	Survey, Expansion $ maintenances	4,800,000	CG	2018-2022	Department of roads	Kapchemutwa
Opening of new roads within the town	Improve Accessibility	2	Maintenances	2,000,000	CG	2018-2022	Department of roads	Kapchemutwa
Tiren-Tororei Road	Improve Accessibility	1.5	Maintenances	1,500,000	CG	2018-2022	Department of roads	Kapchemutwa
Mosonik- Tangwalei Road	Improve Accessibility	3	Maintenances	3,000,000	CG	2018-2022	Department of roads	Kapchemutwa
Matembe-Kapcherop Road	Improve Accessibility	2	Maintenances	2,000,000	CG	2018-2022	Department of roads	Kapchemutwa
Iten- Sergoit Road	Improve Accessibility	14	Maintenances	10,000,000	CG	2018-2022	Department of roads	Kapchemutwa
Charar-Kaparongo-	Improve Accessibility	1.5	Maintenances	1,500,000	CG	2018-2022	Department of roads	Kapchemutwa
Kapchigoment-Kapkore	Improve Accessibility	1	Maintenances	1,000,000	CG	2018-2022	Department of roads	Kapchemutwa
Mti Moja-Baringo-Kapkore	Improve Accessibility	3	Maintenances	3,000,000	CG	2018-2022	Department of roads	Kapchemutwa
Singore-Bugar	Improve Accessibility	4	Maintenances	4,000,000	CG	2018-2022	Department of roads	Kapchemutwa
Motos -Kapkures	Improve Accessibility	1	Maintenances	1,000,000	CG	2018-2022	Department of roads	Kapchemutwa
Kobil-Kombasagong	Improve	3	Maintenances	3,000,000	CG	2018-2022	Department	Kapchemutwa

Projects Name	Objective	Targets (KM)	Description of activities (key outputs)	Costs (kshs)	Sources of funds	Timeframe	Implementing agencies	Ward
	Accessibility						of roads	
Marmar- Kapkesum Road	Improve Accessibility	4	Maintenances	4,800,000	CG	2018-2022	Department of roads	Kapchemutwa
Tulwabsabuni-Tiren Road	Improve Accessibility	2	Maintenances	2,000,000	CG	2018-2022	Department of roads	Kapchemutwa
Kamoiywo-Kapelfu rd	Improve Accessibility	1	Maintenances	1,000,000	CG	2018-2022	Department of roads	Kapchemutwa
Chebokokwo pry-Chebokokwo catholic church	Improve Accessibility	2	Maintenances	2,000,000	CG	2018-2022	Department of roads	Kapchemutwa
Kapcheman –Cherono – Mindiliwo rd	Improve Accessibility	3	Maintenances	3,000,000	CG	2018-2022	Department of roads	Kapchemutwa
Chepsaigut-Obigi road	Improve Accessibility	3	Maintenances	3,000,000	CG	2018-2022	Department of roads	Kapchemutwa
Obigi- Kamogio dam rd	Improve Accessibility	3	Maintenances	3,000,000	CG	2018-2022	Department of roads	Kapchemutwa
Kamoigio-Mindiliwo centre	Improve Accessibility	2.5	Maintenances	2,500,000	CG	2018-2022	Department of roads	Kapchemutwa
Kombasagong –Chiefs office (Chebaror)	Improve Accessibility	4	Maintenances	4,000,000	CG	2018-2022	Department of roads	Kapchemutwa
Tiren-Kapkessum Road(gravelling & culvets)	Improve Accessibility	3	Maintenances	3,000,000	CG	2018-2022	Department of roads	Kapchemutwa
Korkotony-Meli	Improve Accessibility	3	Maintenances	3,000,000	CG	2018-2022	Department of roads	Kapchemutwa
Korkitony-Matipkapore	Improve Accessibility	1.5	Maintenances	1,500,000	CG	2018-2022	Department of roads	Kapchemutwa
Kamaketai-Ngambaseu-Kamwarian rd	Improve Accessibility	4	Maintenances	4,000,000	CG	2018-2022	Department of roads	Kapchemutwa
Kendur- kapsoiyo- Msekekwa roads	Improve Accessibility	9.8	Maintenances	5,000,000	CG	2018-2022	Department of roads	Kapchemutwa
Mindililwo-Chepkunyuk rd	Improve Accessibility	2.5	Maintenances	2,500,000	CG	2018-2022	Department of roads	Kapchemutwa
Mindililwo - Kesengei	Improve Accessibility	2	Maintenances	2,000,000	CG	2018-2022	Department of roads	Kapchemutwa
Kamoi- Kabei	Improve Accessibility	2	Maintenances	2,000,000	CG	2018-2022	Department of roads	Kapchemutwa
Mindililwo-Kapchigomet rd	Improve Accessibility	1	Maintenances	2,000,000	CG	2018-2022	Department of roads	Kapchemutwa
Kendur- Lamaon road	Improve Accessibility	1	Maintenances	1,000,000	CG	2018-2022	Department of roads	Kapchemutwa

Projects Name	Objective	Targets (KM)	Description of activities (key outputs)	Costs (kshs)	Sources of funds	Timeframe	Implementing agencies	Ward
Kendur-Kapchepnabei road	Improve Accessibility	4	Maintenances	4,000,000	CG	2018-2022	Department of roads	Kapchemutwa
Tabangon- Leketet- Kapkazi road	Improve Accessibility	3	Maintenances	3,000,000	CG	2018-2022	Department of roads	Kapchemutwa
Kenya seed-Lamaon road	Improve Accessibility	1	Maintenances	1,000,000	CG	2018-2022	Department of roads	Kapchemutwa
Kapsoiyo-Orkut road	Improve Accessibility	3	Maintenance	1,500,000	CG	2018-2022	Department of roads	Kapchemutwa
Kapkatui-Burgar road	Improve Accessibility	4	Maintenance	4,000,000	CG	2018-2022	Department of roads	Kapchemutwa
Kapkutui-Chief's Office-Marua-Kapton road	Improve Accessibility	3	Maintenance	3,000,000	CG	2018-2022	Department of roads	Kapchemutwa
Kapkonga-Kamotony-Seya road	Improve Accessibility	3.5	Maintenance	3,500,000	CG	2018-2022	Department of roads	Kapchemutwa
Kimengech-Tarakwa road	Improve Accessibility	3.5	Maintenance	3,000,000	CG	2018-2022	Department of roads	Kapchemutwa
Chebuliny-Chara road	Improve Accessibility	4	Maintenance	4,000,000	CG	2018-2022	Department of roads	Kapchemutwa
Miti Moja-Kokai road	Improve Accessibility	2	Maintenance	2,000,000	CG	2018-2022	Department of roads	Kapchemutwa
Chesire-Kombasokong road	Improve Accessibility	3	Maintenance	3,000,000	CG	2018-2022	Department of roads	Kapchemutwa
Iten Hospital-Kapshow streetlights	Enhance security	1	Maintenance	1,000,000	CG	2018-2022	Department of roads	Kapchemutwa
St.Patrick's-Chebokokwo Streetlights	Enhance security	1	Maintenance	1,000,000	CG	2018-2022	Department of roads	Kapchemutwa
Kabakataa centre	Enhance security	1	Streetlights installation	1,000,000	CG/KPLC	2018-2022	KPLC	Kapchemutwa
Iten township estates	Enhance security	1	Streetlights installation	5,000,000	CG/KPLC	2018-2022	KPLC	Kapchemutwa
Mindililwo –Singore rd	Enhance security	2	Streetlights installation	3,000,000	CG/KPLC	2018-2022	KPLC	Kapchemutwa
Kendur-Kabore-Korkitony road	Improve alignment	5	Survey	500,000	CG	2018-2022	Department of roads	Kapchemutwa
Simotwo-Lamaon road	Improve alignment	2.5	Survey	250,000	CG	2018-2022	Department of roads	Kapchemutwa
Kamui Dispensary-Marsitet road,	Improve Accessibility	7	Opening $ maintenances	10,500,000	CG	2018-2022	Department of roads	Kapsowar
Kiplabai Junction-Kapsirikwa-Emitei road	Improve Accessibility	9	Design, Opening $ maintenances	6,500,000	CG	2018-2022	Department of roads	Kapsowar
Katkok-Kiptamba-Cheptuiya;	Improve Accessibility	4	Designing, opening and maintenance	6,000,000	CG	2018-2022	Department of roads	Kapsowar

Projects Name	Objective	Targets (KM)	Description of activities (key outputs)	Costs (kshs)	Sources of funds	Timeframe	Implementing agencies	Ward
Litei-Kaibai-Kipkitoi-Subat-Ngorngoroi;	Improve Accessibility	4	Design, Opening $ maintenances	6,000,000	CG	2018-2022	Department of roads	Kapsowar
Kamoja-Kokwobkoi-Kapchemar-Ngayan-Dispensary;	Improve Accessibility	5	Design, Opening $ maintenances	7,500,000	CG	2018-2022	Department of roads	Kapsowar
Sisiya-Arror (KeRRA);	Improve Accessibility	12	Opening, blasting, grading, structures and gravelling	24,000,000	CG	2018-2022	Department of roads	Kapsowar
Ngorngoroi-Sisiya main road	Improve Accessibility	0.5	Design	800,000	CG	2018-2022	Department of roads	Kapsowar
Benon-Chesakur;	Improve Accessibility	3	Opening	3,600,000	CG	2018-2022	Department of roads	Kapsowar
Arror-Woui-Chepisir-Emsui-Koitilit-Riwo	Improve Accessibility	6	Design,Opening & maintenance	9,000,000	CG	2018-2022	Department of roads	Kapsowar
Kapsowar town roads	Improve Accessibility	2	Maintenances$ stone pitching	2,000,000	CG	2018-2022	Department of roads	Kapsowar
Kaptabuk-Katkok	Improve Accessibility	4	Opening & maintenance	6,000,000	CG	2018-2022	Department of roads	Kapsowar
Kokwobarat-Kiplogot-Kapkata	Improve Accessibility	3	Design, Opening & maintenance	4,500,000	CG	2018-2022	Department of roads	Kapsowar
Koibaben-Kokwobowen	Improve Accessibility	2	Opening & Maintenance	3,000,000	CG	2018-2022	Department of roads	Kapsowar
Katkok-Kipsinot-Litei-Sebelit road	Improve Accessibility	8	Maintenances	8,000,000	CG	2018-2022	Department of roads	Kapsowar
Arror-Kwoui-Chepisir-Emsui-Koitilit-Riwo road	Improve Accessibility	10	Design, Opening & maintenance	10,000,000	CG	2018-2022	Department of roads	Kapsowar
Kaptabuk-Katkok-Tegaa road	Improve Accessibility	10	Expansion & maintenance	8,000,000	CG	2018-2022	Department of roads	Kapsowar
Chebiemit-Kasubwa-Cheptuya road	Improve Accessibility	7	Maintenances	7,000,000	CG	2018-2022	Department of roads	Kapsowar
Cheles-Kapchesewes-Kabengong;	Improve Accessibility	5	Maintenance	5,000,000	CG	2018-2022	Department of roads	Kapsowar
Matira -Koitilial	Improve Accessibility	16	Maintenance	8,000,000	CG	2018-2022	Department of roads	Kapsowar
Chebiemit-Kasubwa	Improve Accessibility	10	Maintenance	8,200,000	CG	2018-2022	Department of roads	Kapsowar
Kapsowar MTC-Kapcheresia	Improve Accessibility	4	Maintenance	4,800,000	CG	2018-2022	Department of roads	Kapsowar
Airtel Booster-Kipsimatia JN-Gilgal	Improve Accessibility	0.4	Opening and maintenances	600,000	CG	2018-2022	Department of roads	Kapsowar

Projects Name	Objective	Targets (KM)	Description of activities (key outputs)	Costs (kshs)	Sources of funds	Timeframe	Implementing agencies	Ward
Backstreet- Kapsowar girls	Improve Accessibility	0.8	Maintenances	800,000	CG	2018-2022	Department of roads	Kapsowar
West Corner PS- Kapsowar Hospital	Improve Accessibility	1	Opening and maintenancs	1,500,000	CG	2018-2022	Department of roads	Kapsowar
Rorok- town-Laiti	Improve Accessibility	1.5	Maintenances	1,500,000	CG	2018-2022	Department of roads	Kapsowar
West Corner- Chele-tarmark	Improve Accessibility	2.5	Maintenances	2,500,000	CG	2018-2022	Department of roads	Kapsowar
Carwash- Kiptenoi	Improve Accessibility	1	Opening	1,500,000	CG	2018-2022	Department of roads	Kapsowar
Msikiti- Gilgal	Improve Accessibility	1	Opening	1,500,000	CG	2018-2022	Department of roads	Kapsowar
Kapsumai-Yatia	Improve Accessibility	5	Grading, Gravelling & structures	5,000,000	CG	2018-2022	Department of roads	Kapsowar
Routine Maintenance of county roads (KRB)	Improve Accessibility	500	Maintenances	600,000,000	CG	2018-2022	Department of roads	Kapsowar
Katkok-Kipsinot-Litei-Sebelit road	Improve connectivity	2	2 Bridge construction	10,000,000	CG	2018-2022	Department of roads	Kapsowar
Litei-Kaibai-Kipkitoi-Subat-Ngorngoroi;	Improve connectivity	1	Bridge construction	5,000,000	CG	2018-2022	Department of roads	Kapsowar
Kamoja-Kokwobkoi-Kapchemar-Nyayai-Dispensary;	Improve connectivity	1	Bridge construction	5,000,000	CG	2018-2022	Department of roads	Kapsowar
Norkonoi-Kapturor bridge	Improve connectivity	1	Bridge construction	5,000,000	CG	2018-2022	Department of roads	Kapsowar
Kapkoi-Kipkalwa-matungen-Koibarak	Improve Accessibility	12	Opening and maintenance	12,000,000	CG	2018-2022	Department of roads	Kaptarakwa
Chemarkach-Chepsamo- seven up-Kapkenda road	Improve Accessibility	5	Maintenance	5,000,000	CG	2018-2022	Department of roads	Kaptarakwa
Chebior-Sertet-Kapkoi	Improve Accessibility	4	Maintenance	4,000,000	CG	2018-2022	Department of roads	Kaptarakwa
Mutwo -Orapno	Improve Accessibility	3.5	Maintenance	3,500,000	CG	2018-2022	Department of roads	Kaptarakwa
Tripondany-Metibelio	Improve Accessibility	3	Maintenance	3,000,000	CG	2018-2022	Department of roads	Kaptarakwa
Mokwo-Seger- AIC Chemwabul	Improve Accessibility	6	Maintenance	6,000,000	CG	2018-2022	Department of roads	Kaptarakwa
Kaisang-Kaplogoi- Stake1	Improve Accessibility	4	Maintenance	4,000,000	CG	2018-2022	Department of roads	Kaptarakwa
Chemwoi Bridge	Improve	1	Bridge construction	5,000,000	CG	2018-2022	Department	Kaptarakwa

Projects Name	Objective	Targets (KM)	Description of activities (key outputs)	Costs (kshs)	Sources of funds	Timeframe	Implementing agencies	Ward
	connectivity						of roads	
Sertet Bridge	Improve connectivity	1	Bridge construction	5,000,000	CG	2018-2022	Department of roads	Kaptarakwa
Mokwo Bridge	Improve connectivity	1	Culvert Installation	130,000	CG	2018-2022	Department of roads	Kaptarakwa
Kapyat Bridge	Improve connectivity	1	Box culvert	1,500,000	CG	2018-2022	Department of roads	Kaptarakwa
Metibelio-Sing`ore Bridge	Improve connectivity	1	Box culvert	1,500,000	CG	2018-2022	Department of roads	Kaptarakwa
Kipriria Bridge	Improve connectivity	1	Twin Culvert Installation	260,000	CG	2018-2022	Department of roads	Kaptarakwa
Chepsamo footbridge	Improve connectivity	1	Footbridge construction	1,200,000	CG	2018-2022	Department of roads	Kaptarakwa
Tripondany foot bridge	Improve connectivity	1	Footbridge construction	1,200,000	CG	2018-2022	Department of roads	Kaptarakwa
Kisinende footbridge	Improve connectivity	1	Footbridge construction	1,200,000	CG	2018-2022	Department of roads	Kaptarakwa
Toot-Kokoo Foot bridge	Improve connectivity	1	Footbridge construction	1,200,000	CG	2018-2022	Department of roads	Kaptarakwa
Chebior centre	Enhance security	1	Street lights installation	1,000,000	CG/KPLC	2018-2022	KPLC	Kaptarakwa
Kitany centre	Enhance security	1	Street lights installation	1,000,000	CG/KPLC	2018-2022	KPLC	Kaptarakwa
Kaptarakwa centre	Enhance security	1	Street lights installation	3,000,000	CG/KPLC	2018-2022	KPLC	Kaptarakwa
Kaptagat centre	Enhance security	1	Street lights installation	1,000,000	CG/KPLC	2018-2022	KPLC	Kaptarakwa
Chemarkach centre	Enhance security	1	Street lights installation	1,000,000	CG/KPLC	2018-2022	KPLC	Kaptarakwa
Kapkenda centre	Enhance security	1	Street lights installation	1,000,000	CG/KPLC	2018-2022	KPLC	Kaptarakwa
Torok Box culvert	Improve drainage	1	Box culvert construction	1,500,000	CG	2018-2022	Department of roads	Kaptarakwa
Riverside box culvert	Improve drainage	1	Box culvert construction	1,500,000	CG	2018-2022	Department of roads	Kaptarakwa
Kapchemurkeldet-Chemetiony-Kaptobendo-Koropchorwo Rd	Improve Accessibility	5	Design, opening up, structures, gravelling	7,500,000	CG	2018-2022	Department of roads	Kapyego
Tebe-Chesubwo-Kapsanaiyan rd	Improve Accessibility	4	Design, opening up, structures gravelling	6,000,000	CG	2018-2022	Department of roads	Kapyego
Tangul- Chebendou- Kapyego rd	Improve Accessibility	6	Design, opening up, structures, gravelling	9,000,000	CG	2018-2022	Department of roads	Kapyego
Segut,Sinon-Kimowo rd	Improve Accessibility	2.6	Design, opening up, structures, gravelling	3,900,000	CG	2018-2022	Department of roads	Kapyego
Tangul- Kapkok-Kaforest rd	Improve Accessibility	3	Design, opening up, structures, gravelling	4,500,000	CG	2018-2022	Department of roads	Kapyego

Projects Name	Objective	Targets (KM)	Description of activities (key outputs)	Costs (kshs)	Sources of funds	Timeframe	Implementing agencies	Ward
Takarai-Kipsitona rd	Improve Accessibility	2	Design, opening up, structures, gravelling	3,000,000	CG	2018-2022	Department of roads	Kapyego
Tebe-Kaptobendo rd	Improve Accessibility	2	Design, expansion, structures, gravelling	3,000,000	CG	2018-2022	Department of roads	Kapyego
Cheptobot bridge-Kapcheseite-Sokoyo rd	Improve Accessibility	1	Design, opening, structures, gravelling	1,500,000	CG	2018-2022	Department of roads	Kapyego
Chesubwo- Kapsee rd (new)	Improve Accessibility	2	Design, opening, structures, gravelling	3,000,000	CG	2018-2022	Department of roads	Kapyego
Kacheyech-Kapsitotwo-Kapero rd	Improve Accessibility	5	Design, opening, structures, gravelling	4,500,000	CG	2018-2022	Department of roads	Kapyego
Kimnai- Segut rd	Improve Accessibility	2	Design, opening, structures, gravelling	3,000,000	CG	2018-2022	Department of roads	Kapyego
Embo Ebuur-Kamelei rd	Improve Accessibility	3	Design, opening, structures, gravelling	4,500,000	CG	2018-2022	Department of roads	Kapyego
Kapchoge- Chepkoit rd	Improve Accessibility	4	Opening, grading ,gravelling, structures	6,000,000	CG	2018-2022	Department of roads	Kapyego
Kimowo- Kachelele-kwa DO-Kapyego centre	Improve Accessibility	2	Opening, grading, gravelling and structures	3,000,000	CG	2018-2022	Department of roads	Kapyego
Birirgut – Kiplachoch rd	Improve Accessibility	3	Expansion, grading, gravelling and structures	3,000,000	CG	2018-2022	Department of roads	Kapyego
Kararia- Kabai- Kapyego rd	Improve Accessibility	4	Gravelling, culverts	4,000,000	CG	2018-2022	Department of roads	Kapyego
Kimowo- Kapchemurkeldet rd	Improve Accessibility	2	Gravelling, culverts	2,000,000	CG	2018-2022	Department of roads	Kapyego
Kararia-kapchoge bridge-Sach angwan rd	Improve Accessibility	3	Grading, gravelling and culverting	3,600,000	CG	2018-2022	Department of roads	Kapyego
Cheptobot- Kapchelaga rd	Improve Accessibility	4.4	Grading, gravelling and structures	3,000,000	CG	2018-2022	Department of roads	Kapyego
Kapyego cattle dip- Chebilat rd	Improve Accessibility	1.2	Grading, gravelling and structures	1,200,000	CG	2018-2022	Department of roads	Kapyego
Kapyego -Kabai rd	Improve Accessibility	4	Grading, gravelling, structures	4,000,000	CG	2018-2022	Department of roads	Kapyego
Kapyego -centre roads	Improve Accessibility	4	Grading, gravelling	4,000,000	CG	2018-2022	Department of roads	Kapyego
Kapyego- Malambei rd	Improve Accessibility	1.6	Grading, gravelling	1,600,000	CG	2018-2022	Department of roads	Kapyego
Kasamson-Kacherabole rd	Improve Accessibility	5	Grading, gravelling and structure	6,000,000	CG	2018-2022	Department of roads	Kapyego
Embo kaptek-Cheptobot pry rd	Improve	2	Grading, gravelling and	2,200,000	CG	2018-2022	Department	Kapyego

Projects Name	Objective	Targets (KM)	Description of activities (key outputs)	Costs (kshs)	Sources of funds	Timeframe	Implementing agencies	Ward
	Accessibility		structures				of roads	
Koibatis – Kapchumari rd	Improve Accessibility	2	Grading, gravelling and structures	2,000,000	CG	2018-2022	Department of roads	Kapyego
Kokwokibor-Kamelei rd	Improve Accessibility	7	Grading, gravelling, structures	7,000,000	CG	2018-2022	Department of roads	Kapyego
Kapsitotwo, Kapero primary	Improve Accessibility	3	Grading, gravelling and structures	3,600,000	CG	2018-2022	Department of roads	Kapyego
Kapsitotwo-Embo Ebuur-Kipsitona rd	Improve Accessibility	2	Grading, graveling and structures	2400000	CG	2018-2022	Department of roads	Kapyego
Tebe junction-Tebe field	Improve Accessibility	3	Grading, gravelling and structures	3,600,000	CG	2018-2022	Department of roads	Kapyego
Kapyego-Kachemur -Junction rd	Improve Accessibility	1	Partial opening, grading, gravelling and structures	1,800,000	CG	2018-2022	Department of roads	Kapyego
Other ward roads maintenance	Improve Accessibility	2	Gravelling and grading	2,400,000	CG	2018-2022	Department of roads	Kapyego
Tebe-Chesubwo-Kapsanaiyan rd	Improve connectivity	1	Bridge construction	5,000,000	CG	2018-2022	Department of roads	Kapyego
Kitenten Taker	Improve connectivity	1	Footbridge construction	1,200,000	CG	2018-2022	Department of roads	Kapyego
Korochorwo/Sirgoi	Improve connectivity	1	Footbridge construction	1,200,000	CG	2018-2022	Department of roads	Kapyego
Tangul centre	Enhance security	1	Streetlights installation	1,000,000	CG/KPLC	2018-2022	KPLC	Kapyego
Kapyego centre	Enhance security	1	Streetlights installation	1,000,000	CG/KPLC	2018-2022	KPLC	Kapyego
Tenderwa centre	Enhance security	1	Streetlights installation	1,000,000	CG/KPLC	2018-2022	KPLC	Kapyego
Kapero centre	Enhance security	1	Streetlights installation	1,000,000	CG/KPLC	2018-2022	KPLC	Kapyego
Kararia centre	Enhance security	1	Streetlights installation	1,000,000	CG/KPLC	2018-2022	KPLC	Kapyego
Segut centre	Enhance security	1	Streetlights installation	1,000,000	CG/KPLC	2018-2022	KPLC	Kapyego
Kapchemurkeldet	Enhance security	1	Streetlights installation	1,000,000	CG/KPLC	2018-2022	KPLC	Kapyego
Kamasia centre	Enhance security	1	Streetlights installation	1,000,000	CG/KPLC	2018-2022	KPLC	Kapyego
Cheptobot centre	Enhance security	1	Streetlights installation	1,000,000	CG/KPLC	2018-2022	KPLC	Kapyego
Kaptalamwa-Chorwa-Kapterecho	Improve Accessibility	3	Opening & Maintenance	4,500,000	CG	2018-2022	Department of roads	Lelan
Chemosong/Chaskut- Kabero	Improve Accessibility	6	Opening & Maintenance	9,000,000	CG	2018-2022	Department of roads	Lelan
Kipkundiu-Kamurto-Labot	Improve Accessibility	7	Opening & Maintenance	10,500,000	CG	2018-2022	Department of roads	Lelan
Renge-Embomus	Improve Accessibility	5	Opening & Maintenance	7,500,000	CG	2018-2022	Department of roads	Lelan
Kokwongoi-Houp-Ndangasir-	Improve	5	Opening & maintenance	7,500,000	CG	2018-2022	Department	Lelan

Projects Name	Objective	Targets (KM)	Description of activities (key outputs)	Costs (kshs)	Sources of funds	Timeframe	Implementing agencies	Ward
Suswepmoi	Accessibility						of roads	
Chorwo-Kabai-Kimunerya-Kapchumari	Improve Accessibility	3	Opening & maintenance	4,500,000	CG	2018-2022	Department of roads	Lelan
Kerer-Kaberewo-Konyibsebe-Chemulany	Improve Accessibility	10	Expansion & Maintenance	10,000,000	CG	2018-2022	Department of roads	Lelan
Labot-Sokoyo-Kapchumari	Improve Accessibility	6	Expansion & Maintenance	7,200,000	CG	2018-2022	Department of roads	Lelan
Kokwonoi loop- Ndangasir-Suswepmoi	Improve Accessibility	8	Maintenance	10,000,000	CG	2018-2022	Department of roads	Lelan
Kapsaina Kibigos	Improve Accessibility	5	Maintenance	7,500,000	CG	2018-2022	Department of roads	Lelan
Kibigos-Kamurto-Kolelech-Corner	Improve Accessibility	3	Maintenance	4,500,000	CG	2018-2022	Department of roads	Lelan
Kipkundul-Kapchepsar-Tembu	Improve Accessibility	9	Maintenance	7,500,000	CG	2018-2022	Department of roads	Lelan
Kipkundul- kapkotos- Kibigos Road	Improve Accessibility	8	Expansion & maintenance	8,000,000	CG	2018-2022	Department of roads	Lelan
Chorwo-Kabai-Kimunerya-Kapchumari	Improve drainage	1	Box culvert	1,500,000	CG	2018-2022	Department of roads	Lelan
Labot-Sokoyo-Kapchumari	Improve drainage	1	Box culvert	1,500,000	CG	2018-2022	Department of roads	Lelan
Kerer-Kaberewo -Konyibsebe- Chemulany	Improve drainage	3	3 box culverts	4,500,000	CG	2018-2022	Department of roads	Lelan
Kipkundul-Kapchepsar-Tembu	Improve drainage	1	Box culvert	1,500,000	CG	2018-2022	Department of roads	Lelan
Renge-Embomus	Improve drainage	1	Box culvert	1,500,000	CG	2018-2022	Department of roads	Lelan
Taiya- Kiptengwer	Improve Accessibility	8	Opening & maintenance	12,000,000	CG	2018-2022	Department of roads	Metkei
Arasiet-Chemaech ECD	Improve Accessibility	4	Opening and maintenance	4,000,000	CG	2018-2022	Department of roads	Metkei
ACK kipsaos-Terepchesawil-Kaptebei	Improve Accessibility	5	Expansion and maintenance	5,000,000	CG	2018-2022	Department of roads	Metkei
Tugumoi Disp-Kipkoro -Kabatep	Improve Accessibility	5	Road maintenance	7,500,000	CG	2018-2022	Department of roads	Metkei
Kibomet-Cheboge –Kipchorwa –Kipsaos	Improve Accessibility	7	Maintenance	7,000,000	CG	2018-2022	Department of roads	Metkei
Kapchorwa-Kaplolo-Quarry-Kapchebutuk-Polytechnic-	Improve Accessibility	10	Maintenance	10,000,000	CG	2018-2022	Department of roads	Metkei

Projects Name	Objective	Targets (KM)	Description of activities (key outputs)	Costs (kshs)	Sources of funds	Timeframe	Implementing agencies	Ward
Chepkikwai								
Metkei girls-Kebenoilat-Chemaech- Quarry-Coner	Improve Accessibility	6	Maintenance	6,000,000	CG	2018-2022	Department of roads	Metkei
Kamwosor- Silanga -Kombatch	Improve Accessibility	5	Maintenance	5,000,000	CG	2018-2022	Department of roads	Metkei
Kibomet-Kombatich	Improve Accessibility	3	Maintenance	4,000,000	CG	2018-2022	Department of roads	Metkei
Ward feeder roads	Improve Accessibility	12	Maintenance	12,000,000	CG	2018-2022	Department of roads	Metkei
Kokibor- Cherotkei Road	Improve Accessibility	0.9	Maintenance	900,000	CG	2018-2022	Department of roads	Metkei
Kapkwot- Sarambei road	Improve Accessibility	1	Maintenance	1,000,000	CG	2018-2022	Department of roads	Metkei
Kiptigei-Kaptek-Cherotkei road	Improve Accessibility	3	Maintenance	3,000,000	CG	2018-2022	Department of roads	Metkei
Kabirisus-Kapcheplong-Ngorombi road	Improve Accessibility	2	Opening & maintenance	2,000,000	CG	2018-2022	Department of roads	Metkei
Tereronche Juction-Ngorombi Road	Improve Accessibility	1.5	Maintenance	1,500,000	CG	2018-2022	Department of roads	Metkei
Tabare-Orapkwo Road	Improve Accessibility	4	Design,Opening & maintenance	4,000,000	CG	2018-2022	Department of roads	Metkei
Kapkonga-Cheplelaitek Road	Improve Accessibility	1	Maintenance	1,000,000	CG	2018-2022	Department of roads	Metkei
Koptibilikwo-Kipchorwa Road	Improve Accessibility	2	Expansion & maintenance	2,000,000	CG	2018-2022	Department of roads	Metkei
Bemoek- Tumchoi-Chebewor road	Improve Accessibility	3	Maintenance	3,000,000	CG	2018-2022	Department of roads	Metkei
Kipsaos-Kapkulugu-Kumbowony Road	Improve Accessibility	1.8	Expansion & maintenance	1,800,000	CG	2018-2022	Department of roads	Metkei
Kipsaos-Mwachon Road	Improve Accessibility	2.2	Maintenance	2,200,000	CG	2018-2022	Department of roads	Metkei
Tarakwet Dam road	Improve Accessibility	1	Maintenance	1,000,000	CG	2018-2022	Department of roads	Metkei
Chebisas-Kiptenden	Improve Accessibility	1	Maintenance	1,000,000	CG	2018-2022	Department of roads	Metkei
Cherigat- Tamboyot Road	Improve Accessibility	1.5	Maintenance	1,500,000	CG	2018-2022	Department of roads	Metkei
Chebusie-Oinobyati Road	Improve Accessibility	2.5	Expansion & maintenance	2,500,000	CG	2018-2022	Department of roads	Metkei

Projects Name	Objective	Targets (KM)	Description of activities (key outputs)	Costs (kshs)	Sources of funds	Timeframe	Implementing agencies	Ward
Chebusie-Tugumoi Road	Improve Accessibility	2	Maintenance	2,000,000	CG	2018-2022	Department of roads	Metkei
Kamwosor-Karnane Road	Improve Accessibility	1.4	Maintenance	1,400,000	CG	2018-2022	Department of roads	Metkei
Kamwosor	Enhance security	1	Streetlight installation	1,000,000	CG/KPLC	2018-2022	KPLC	Metkei
Kipsaos Centre-school	Enhance security	1	Streetlight installation	1,000,000	CG/KPLC	2018-2022	KPLC	Metkei
Kombatich	Enhance security	1	Streetlight installation	1,000,000	CG/KPLC	2018-2022	KPLC	Metkei
Tabare	Enhance security	1	Streetlight installation	1,000,000	CG/KPLC	2018-2022	KPLC	Metkei
Kiptengwer	Enhance security	1	Streetlight installation	1,000,000	CG/KPLC	2018-2022	KPLC	Metkei
Kilima- Soiyo road	Improve Accessibility	3	Design, grading and gravelling	4,500,000	CG	2018-2022	Department of roads	Moiben
Renge -Chesingei- Cheptulon - Kimerew- rd	Improve Accessibility	2	Redesigning(2km) Expansion & Maintenance	3,000,000	CG	2018-2022	Department of roads	Moiben
Chebulbai-Metipelio-Kapkobol rd	Improve Accessibility	4	Road expansion, structures, maintenance, Grading and gravelling	6,000,000	CG	2018-2022	Department of roads	Moiben
Kondabilet- Nerkwo	Improve Accessibility	5	Road opening grading, gravelling and culverts	5,000,000	CG	2018-2022	Department of roads	Moiben
Kaplenge-Chepsirgen rd	Improve Accessibility	3	Road completion (opening)	4,000,000	CG	2018-2022	Department of roads	Moiben
Kapkoros-Kaplain-Chebunet rd	Improve Accessibility	3	Road expansion, grading, gravelling	4,500,000	CG	2018-2022	Department of roads	Moiben
Chepsirgen-Seret primary-Nukyo	Improve Accessibility	3	Expansion, grading, gravelling	4,500,000	CG	2018-2022	Department of roads	Moiben
Kapkobol- Seret rd	Improve Accessibility	5	Expansion, grading, gravelling and structures	6,000,000	CG	2018-2022	Department of roads	Moiben
Mukurai-Emwen-Seret rd	Improve Accessibility	4	Road expansion and grading	4,000,000	CG	2018-2022	Department of roads	Moiben
Kilima roads	Improve Accessibility	8	Expansion Design, grading and Gravelling	9,000,000	CG	2018-2022	Department of roads	Moiben
Town roads (Chebiemit, Chebara, Cheptongei)	Improve Accessibility	4	Grading, gravelling, structures	6,000,000	CG	2018-2022	Department of roads	Moiben
Maintenance of roads	Improve Accessibility	10	Road maintenance in entire ward	10,000,000	CG	2018-2022	Department of roads	Moiben
Renge -Chesingei- Cheptulon - Kimerew- rd	Improve connectivity	1	Bridge Construction	5,000,000	CG	2018-2022	Department of roads	Moiben
Kapsiliot- Baharini footbridge	Improve connectivity	1	Construction of footbridge	1,200,000	CG	2018-2022	Department of roads	Moiben
Kapkechir footbridge	Improve	1	Construction of footbridge	1,200,000	CG	2018-2022	Department	Moiben

Projects Name	Objective	Targets (KM)	Description of activities (key outputs)	Costs (kshs)	Sources of funds	Timeframe	Implementing agencies	Ward
	connectivity						of roads	
Kabargaa-Footbridge	Improve connectivity	1	Construction of footbridge	1,200,000	CG	2018-2022	Department of roads	Moiben
Kaplain- Kapsigot footbridge	Improve connectivity	1	Construction of footbridge	1,200,000	CG	2018-2022	Department of roads	Moiben
Kapsumai footbridges (kwa Donald)/Ainap Yemit	Improve connectivity	1	Construction of footbridge	1,200,000	CG	2018-2022	Department of roads	Moiben
Street lights at Chebiemit Chebulbai,Chebara and Cheptongei	Enhance security	4	Streetlight installation	4,000,000	CG/KPLC	2018-2022	KPLC	Moiben
Mersitei-Koisabui-Cheswew-Chelelmo-Kipsigwa	Improve Accessibility	15	Design, opening and maintenance	18,000,000	CG	2018-2022	Department of roads	Sambirir
Chemworor-Kapsicha -Muswon	Improve Accessibility	4.6	Opening and maintenance	8,000,000	CG	2018-2022	Department of roads	Sambirir
Kilangata-Koroon -Embo-mon	Improve Accessibility	4	Design, opening and maintenance	6,000,000	CG	2018-2022	Department of roads	Sambirir
Muswon-Kimuren- Endiwa-Kokwogor -Tum-Kakima	Improve Accessibility	6	Opening and maintenance	9,000,000	CG	2018-2022	Department of roads	Sambirir
Mogil-Kandoror- Kasar-Chugor	Improve Accessibility	4	Design, opening and maintenance	6,000,000	CG	2018-2022	Department of roads	Sambirir
Tirber-Kirol	Improve Accessibility	2.2	Maintenance & Blasting	3,000,000	CG	2018-2022	Department of roads	Sambirir
Mogil-Chesewew	Improve Accessibility	4	Maintenance	5,000,000	CG	2018-2022	Department of roads	Sambirir
Existing roads	Improve Accessibility	5	Maintenance	2,000,000	CG	2018-2022	Department of roads	Sambirir
Kabarnyeren footbridge	Improve connectivity	1	Footbridge construction	1,200,000	CG	2018-2022	Department of roads	Sambirir
Lower Embomon footbridge	Improve connectivity	1	Footbridge construction	1,200,000	CG	2018-2022	Department of roads	Sambirir
Murut footbridge	Improve connectivity	1	Footbridge construction	1,200,000	CG	2018-2022	Department of roads	Sambirir
Chesoi Junction 00	Enhance security	1	Street lights installation	1,000,000	CG/KPLC	2018-2022	KPLC	Sambirir
Chesetan centre	Enhance security	1	Street lights installation	1,000,000	CG/KPLC	2018-2022	KPLC	Sambirir
Chugor centre	Enhance security	1	Street lights installation	1,000,000	CG/KPLC	2018-2022	KPLC	Sambirir
Kamoi –Kipsambach-Kapkanyar rd	Improve Accessibility	10	Redesigning, opening &maintenances	12,000,000	CG	2018-2022	Department of roads	Sengwer
Kamoi-Kipsambach-Kapterit-bonde rd	Improve Accessibility	8.5	Redesigning, opening & maintenances	12,000,000	CG	2018-2022	Department of roads	Sengwer

Projects Name	Objective	Targets (KM)	Description of activities (key outputs)	Costs (kshs)	Sources of funds	Timeframe	Implementing agencies	Ward
Chelach-Kapkata-Cheples-Koiywo-Bonde rd	Improve Accessibility	4	Redesigning, Opening & maintenance	6,000,000	CG	2018-2022	Department of roads	Sengwer
Kaptapkitiny -Kapcherop boys	Improve Accessibility	2	Redesigning, opening & maintenance	4,000,000	CG	2018-2022	Department of roads	Sengwer
Kapcherop- Kapkanyar rd	Improve Accessibility	7.2	Maintenances	8,500,000	CG	2018-2022	Department of roads	Sengwer
Chesubet-Kapkanyar-Kabaranget rd	Improve Accessibility	13	Maintenances	8,000,000	CG	2018-2022	Department of roads	Sengwer
Kasaon-Kapterit pry. School-rogor rd	Improve Accessibility	5	Maintenances	6,000,000	CG	2018-2022	Department of roads	Sengwer
Kasaon-Rogor- Bonde rd	Improve Accessibility	3	Maintenances	4,000,000	CG	2018-2022	Department of roads	Sengwer
Kapcheplim-Seum rd	Improve Accessibility	3	Maintenances	4,500,000	CG	2018-2022	Department of roads	Sengwer
Kamaram-Kaptingei rd	Improve Accessibility	5	Maintenances	7,500,000	CG	2018-2022	Department of roads	Sengwer
All existing roads	Improve Accessibility	8	Maintenances	8,000,000	CG	2018-2022	Department of roads	Sengwer
Tul-Uswo-Bonde Road	Improve Accessibility	4.5	Opening & Maintenances	4,500,000	CG	2018-2022	Department of roads	Sengwer
kamoi Primary -Kapsoiyo Road	Improve Accessibility	3	Maintenances	3,000,000	CG	2018-2022	Department of roads	Sengwer
Cheplopchot-Kamorongit-Karnet Road	Improve Accessibility	4.5	Maintenances	4,500,000	CG	2018-2022	Department of roads	Sengwer
Lower Kabororowo-Toboswo Centre-Kekecho Road	Improve Accessibility	2.5	Maintenances	2,500,000	CG	2018-2022	Department of roads	Sengwer
Kapcherop- Kapkanyar rd	Improve connectivity	1	Foot bridge	1,200,000	CG	2018-2022	Department of roads	Sengwer
Kapterit-Kasaon Bridge	Improve Accessibility		Culvert construction	1,200,000	CG	2018-2022	Department of roads	Sengwer
Makutano centre- Kapcherop boys	Enhance security	4	Street lights installation	5,000,000	CG/KPLC	2018-2022	KPLC	Sengwer
Chusubet centre	Enhance security	1	Street lights installation	1,000,000	CG/KPLC	2018-2022	KPLC	Sengwer
Kapcherop forest- Line one	Enhance security	2	Street lights installation	3,000,000	CG/KPLC	2018-2022	KPLC	Sengwer
Kapcherop Polytechnic	Enhance security	1	Street lights installation	1,000,000	CG/KPLC	2018-2022	KPLC	Sengwer
Kamoi centre	Enhance security	1	Street lights installation	1,000,000	CG/KPLC	2018-2022	KPLC	Sengwer
Kapterit	Enhance security	1	Street lights installation	1,000,000	CG/KPLC	2018-2022	KPLC	Sengwer
Chepkerengoi ECD	Enhance security	1	Street lights installation	1,000,000	CG/KPLC	2018-2022	KPLC	Sengwer
Korober- Toror- Kipkalwa	Improve	8	Design, opening and	8,000,000	CG	2018-2022	Department	Soy north

Projects Name	Objective	Targets (KM)	Description of activities (key outputs)	Costs (kshs)	Sources of funds	Timeframe	Implementing agencies	Ward
	Accessibility		maintenance				of roads	
Emsea-Kabarkuk- Kaptere	Improve Accessibility	7	Design, opening and maintenance	10,500,000	CG	2018-2022	Department of roads	Soy north
Kapkoroti- Kelyo	Improve Accessibility	4	Design, opening and maintenance	4,000,000	CG	2018-2022	Department of roads	Soy north
Chepsongol- Surmo-Truplongony	Improve Accessibility	8	Opening, and maintenance	8,000,000	CG	2018-2022	Department of roads	Soy north
Kapkoroti- Sumbeiywo-Changach Barak- Chororget	Improve Accessibility	8	Opening and maintenance	8,000,000	CG	2018-2022	Department of roads	Soy north
Kapchemwor- Marinyei-Tirirbel	Improve Accessibility	10	Design, opening and maintenance	10,000,000	CG	2018-2022	Department of roads	Soy north
Muskut- Simit- Sogom-Chororget	Improve Accessibility	18	Maintenances	22,000,000	CG	2018-2022	Department of roads	Soy north
Route 11- Corner - Endo	Improve Accessibility	4	Maintenances	4,000,000	CG	2018-2022	Department of roads	Soy north
Kibegaa- Endo- Chemurgui	Improve Accessibility	10	Maintenance	10,000,000	CG	2018-2022	Department of roads	Soy north
Ngoswobel- Endo	Improve Accessibility	7	Maintenance	7,000,000	CG	2018-2022	Department of roads	Soy north
Toroplong'on-Emis road	Improve Accessibility	3	maintenance	3,000,000	CG	2018-2022	Department of roads	Soy north
Epke-Emis Roads	Improve Accessibility	5	maintenance	5,000,000	CG	2018-2022	Department of roads	Soy north
Kapchemworor Endoo Road	Improve Accessibility	4.5	maintenance	4,500,000	CG	2018-2022	Department of roads	Soy north
Chemalan-Endo-Senetwo Road	Improve Accessibility	3	Design, opening and maintenance	3,000,000	CG	2018-2022	Department of roads	Soy north
sachaa-Chebinyiny Road	Improve Accessibility	2	Design, opening and maintenance	2,500,000	CG	2018-2022	Department of roads	Soy north
Kambi-Kewane Road	Improve Accessibility	3	Design, opening and maintenance	3,000,000	CG	2018-2022	Department of roads	Soy north
Kapsoo-Kiptergat-Endo Ward	Improve Accessibility	2.5	maintenance	2,500,000	CG	2018-2022	Department of roads	Soy north
Ufanisi-Endo Road	Improve Accessibility	3.5	maintenance	3,500,000	CG	2018-2022	Department of roads	Soy north
Rokocho –Kapkiai	Improve connectivity	1	Footbridges constructions	1,200,000	CG	2018-2022	Department of roads	Soy north
Torok –Chemobei	Improve connectivity	1	Footbridges constructions	1,200,000	CG	2018-2022	Department of roads	Soy north

Projects Name	Objective	Targets (KM)	Description of activities (key outputs)	Costs (kshs)	Sources of funds	Timeframe	Implementing agencies	Ward
Emsea –Kabarguk	Improve connectivity	1	Footbridges constructions	1,200,000	CG	2018-2022	Department of roads	Soy north
Kabukat –Kabito	Improve connectivity	1	Footbridges constructions	1,200,000	CG	2018-2022	Department of roads	Soy north
Taimel –Endo	Improve connectivity	1	Footbridges constructions	1,200,000	CG	2018-2022	Department of roads	Soy north
Kures-Kapsiagwa	Improve connectivity	1	Footbridges constructions	1,200,000	CG	2018-2022	Department of roads	Soy north
Emsea centre	Enhance security	1	Streetlights installation	1,000,000	CG/KPLC	2018-2022	KPLC	Soy north
Simit centre	Enhance security	1	Streetlights installation	1,000,000	CG/KPLC	2018-2022	KPLC	Soy north
Kapcheptem centre	Enhance security	1	Streetlights installation	1,000,000	CG/KPLC	2018-2022	KPLC	Soy north
Chemurgui centre	Enhance security	1	Streetlights installation	1,000,000	CG/KPLC	2018-2022	KPLC	Soy north
Epke centre	Enhance security	1	Streetlights installation	1,000,000	CG/KPLC	2018-2022	KPLC	Soy north
Road machinery		1 no	Purchase of excavator	30,000,000	CG	2018-2022	Department of roads	Soy north
Kipsigit-Kowochi-Ngobisi-Kipkanaoi-Simit road	Improve Accessibility	4	Opening, rock blasting and maintenance	4,000,000	CG	2018-2022	Department of roads	Soy south
Kaptoroi-Chema-Oraptim-Kipsaos road	Improve Accessibility	8	Opening, rock blasting and maintenance	8,000,000	CG	2018-2022	Department of roads	Soy south
Kabechei-Orapkwo-Tabare	Improve Accessibility	6	Opening and maintenances	7,000,000	CG	2018-2022	Department of roads	Soy south
Turesia-Kalwal-Ketigoi-Kiptabach road	Improve Accessibility	20	Opening, rock blasting and maintenance	20,000,000	CG	2018-2022	Department of roads	Soy south
Koimur-Alema-Songore-Molol road	Improve Accessibility	15	Opening and maintenance	15,000,000	CG	2018-2022	Department of roads	Soy south
Kabokbok-Kaptire-Kipkanaoi road	Improve Accessibility	8	Opening	8,000,000	CG	2018-2022	Department of roads	Soy south
Setano-Kaptum-Kiptengwer road	Improve Accessibility	6	Opening	6,000,000	CG	2018-2022	Department of roads	Soy south
Kimoloi-Kapkosom-Kureswo road	Improve Accessibility	18	Opening and maintenance	18,000,000	CG	2018-2022	Department of roads	Soy south
Turesia-Ngobisi-Kipkanao-Simit road	Improve Accessibility	20	Opening, rock blasting and maintenance	20,000,000	CG	2018-2022	Department of roads	Soy south
Kiptabach-Chemoibon road	Improve Accessibility	14	Maintenance	14,000,000	CG	2018-2022	Department of roads	Soy south
Soiyo	Improve connectivity	1	Bridge construction	5,000,000	CG	2018-2022	Department of roads	Soy south
Kapngot	Improve connectivity	1	Bridge construction	5,000,000	CG	2018-2022	Department of roads	Soy south

Projects Name	Objective	Targets (KM)	Description of activities (key outputs)	Costs (kshs)	Sources of funds	Timeframe	Implementing agencies	Ward
Kokwop Lakoi Bridge	Improve connectivity	1	Bridge construction	5,000,000	CG	2018-2022	Department of roads	Soy south
Chebongoi	Improve connectivity	1	Bridge construction	5,000,000	CG	2018-2022	Department of roads	Soy south
Embel	Improve connectivity	1	Bridge construction	5,000,000	CG	2018-2022	Department of roads	Soy south
Kapsosio	Improve connectivity	1	Footbridge installation	1,200,000	CG	2018-2022	Department of roads	Soy south
Chepsirei Centre	Enhance security	1	Streetlights installation	1000000	CG/KPLC	2018-2022	KPLC	Soy south
Kimwarer CENTER	Enhance security	1	Streetlights installation	1000000	CG/KPLC	2018-2022	KPLC	Soy south
Kabokbok centre	Enhance security	1	Streetlights installation	1,000,000	CG/KPLC	2018-2022	KPLC	Soy south
Turesia centre	Enhance security	1	Streetlights installation	1,000,000	CG/KPLC	2018-2022	KPLC	Soy south
Kapkayo centre	Enhance security	1	Streetlights installation	1,000,000	CG/KPLC	2018-2022	KPLC	Soy south
Teber centre	Enhance security	1	Streetlights installation	1,000,000	CG/KPLC	2018-2022	KPLC	Soy south
Katumoi centre	Enhance security	1	Streetlights installation	1,000,000	CG/KPLC	2018-2022	KPLC	Soy south
Kalwal centre	Enhance security	1	Streetlights installation	1,000,000	CG/KPLC	2018-2022	KPLC	Soy south
Songeto-Tambach-Kapteren	Improve Accessibility	10	opening and maintenance	100,000	CG	2018-2022	Department of roads	Tambach
Nyawa-Rimoi road	Improve Accessibility	10	opening and maintenance	10,000,000	CG	2018-2022	Department of roads	Tambach
Siroch-Kapchekomet	Improve Accessibility	3	Opening and maintenance	3,000,000	CG	2018-2022	Department of roads	Tambach
Kanwach-Plus-Litei road	Improve Accessibility	3	Opening and maintenances	3,000,000	CG	2018-2022	Department of roads	Tambach
Kokwa-Kimarich-Kamelel-Kessup day	Improve Accessibility	6	Opening and maintenance	6,000,000	CG	2018-2022	Department of roads	Tambach
Cheptong-Kewapsos rd	Improve Accessibility	1	Opening and maintenance	1,000,000	CG	2018-2022	Department of roads	Tambach
Kapchepbungon-Morotio	Improve Accessibility	2.5	Opening and maintenance	2,500,000	CG	2018-2022	Department of roads	Tambach
Tutuwoi-Kayoi-Kimunyari rd	Improve Accessibility	6	Opening and maintenance	6,000,000	CG	2018-2022	Department of roads	Tambach
Kayoi-Lelgut Road	Improve Accessibility	2	Opening and maintenance	2,000,000	CG	2018-2022	Department of roads	Tambach
Kibeimock-Kewapsos	Improve Accessibility	2	Opening and maintenance	2,400,000	CG	2018-2022	Department of roads	Tambach
Chepkogin-Cheptunya-Kolol	Improve Accessibility	4	Opening and maintenance	4,000,000	CG	2018-2022	Department of roads	Tambach
Kabore-Lelachbei-Kolol	Improve	3	Opening and maintenance	3,000,000	CG	2018-2022	Department	Tambach

Projects Name	Objective	Targets (KM)	Description of activities (key outputs)	Costs (kshs)	Sources of funds	Timeframe	Implementing agencies	Ward
	Accessibility						of roads	
Orapsang-Kombo Kimenya Road	Improve Accessibility	4	Opening and maintenance	4,800,000	CG	2018-2022	Department of roads	Tambach
Kapkonuch-Kibuses road	Improve Accessibility	2	Opening and maintenance	2,400,000	CG	2018-2022	Department of roads	Tambach
Kabore-Lelachbei Road	Improve Accessibility	1	Opening and maintenance	1,000,000	CG	2018-2022	Department of roads	Tambach
Chesiron -Kolol road	Improve Accessibility	2	Opening and maintenance	2,000,000	CG	2018-2022	Department of roads	Tambach
Kapsombe-Chepsagat-kapkut road	Improve Accessibility	1.5	maintenance	1,500,000	CG	2018-2022	Department of roads	Tambach
Koibarakt -Kapshagwei-Kamok raod	Improve Accessibility	2	Opening and maintenance	2,000,000	CG	2018-2022	Department of roads	Tambach
Bereza-Endo road	Improve Accessibility	4	Opening and maintenance	4,000,000	CG	2018-2022	Department of roads	Tambach
Orapsang-dukamoja-Kapshow Road	Improve Accessibility	0.8	Maintenance	800,000	CG	2018-2022	Department of roads	Tambach
Chebuny-Emgong-Kipsondo Tank Road	Improve Accessibility	5	Opening and maintenance	5,000,000	CG	2018-2022	Department of roads	Tambach
Duka Moja - Chepkogin Road	Improve Accessibility	1.8	Maintenance	1,800,000	CG	2018-2022	Department of roads	Tambach
Duka Moja-Kapkerembe-Cheptuya Road	Improve Accessibility	3	Opening & maintainance	3,000,000	CG	2018-2022	Department of roads	Tambach
Kewapsos-Kamogos-Chemetkei	Improve Accessibility	2	Opening	1,000,000	CG	2018-2022	Department of roads	Tambach
Kapsainiak-Kipkaa Primary School Road	Improve Accessibility	1	Maintenance	1,000,000	CG	2018-2022	Department of roads	Tambach
Siroch-Kiboi rd	Improve Accessibility	2	Maintenance	2,000,000	CG	2018-2022	Department of roads	Tambach
Anin-Kapsogei rd	Improve Accessibility	1.5	Maintenance	1,500,000	CG	2018-2022	Department of roads	Tambach
Kipcheptai-Mwendapole-Tokom rd	Improve Accessibility	3	Maintenance	3,000,000	CG	2018-2022	Department of roads	Tambach
Kokwapnyongi-Kaptel Road	Improve Accessibility	2	Maintenance	2,000,000	CG	2018-2022	Department of roads	Tambach
Mwaluk-Siroch road	Improve Accessibility	4	Maintenance	4,000,000	CG	2018-2022	Department of roads	Tambach
Tubebei-Nyawa road	Improve Accessibility	2	Maintenance	2,000,000	CG	2018-2022	Department of roads	Tambach

Projects Name	Objective	Targets (KM)	Description of activities (key outputs)	Costs (kshs)	Sources of funds	Timeframe	Implementing agencies	Ward
Plus-kapkitony-Emkoko-Chemengich-	Improve Accessibility	4	Maintenance	4,000,000	CG	2018-2022	Department of roads	Tambach
Kaptel-Kokwapmock-Kaptimtim	Improve Accessibility	2	Maintenance	2,000,000	CG	2018-2022	Department of roads	Tambach
Biretoni-cattle dip	Improve Accessibility	1.5	Maintenance	1,500,000	CG	2018-2022	Department of roads	Tambach
Kapchepkoima-Terigon	Improve Accessibility	3	Maintenance	3,000,000	CG	2018-2022	Department of roads	Tambach
Ter-cattle dip	Improve Accessibility	2	Maintenance	2,000,000	CG	2018-2022	Department of roads	Tambach
Nyawa-Kewapsos	Improve Accessibility	3.2	Maintenance	3,000,000	CG	2018-2022	Department of roads	Tambach
Nyawa-Kiptorok road	Improve Accessibility	6	Maintenance	6,000,000	CG	2018-2022	Department of roads	Tambach
Chemetkei-Lelin	Improve Accessibility	1.3	Maintenance	1,300,000	CG	2018-2022	Department of roads	Tambach
kapsombe-Kessup-Kewapsos-Chemetkei	Improve Accessibility	3	Maintenance	3,000,000	CG	2018-2022	Department of roads	Tambach
Chepyam-Kapkures-Beresa	Improve Accessibility	2	Maintenance	2,000,000	CG	2018-2022	Department of roads	Tambach
Kiptorok-Kapkerembe-Kabore rd	Improve Accessibility	5	Maintenance	5,000,000	CG	2018-2022	Department of roads	Tambach
Tambach-Kapchabar Road	Improve Accessibility	4	Maintenance	4,000,000	CG	2018-2022	Department of roads	Tambach
Dip Lelachbei-Kolol-Torok road	Improve Accessibility	4	Maintenance	4,000,000	CG	2018-2022	Department of roads	Tambach
Tambach,Kessup'anin centres	Enhance security	3	Streetlights installation	3,000,000	CG/KPLC	2018-2022	KPLC	Tambach

Social Protection and Empowerment Sector

Sports, Youth Affairs, ICT and Social Services

Table 79: Sports, Youth Affairs, ICT and Social Services Ongoing Projects

Project name	Objectives	Descriptions of activities (Key Outputs)	Targets	Green economy considerations	Costs (Ksh)	Source of funding	Timeframe	Implementing Agency
Development of kamariny stadium	To Improve accessibility to Standard Facilities				287 million	GOK		

Table 80: Sports, Youth Affairs, ICT and Social Services Proposed Projects

Project Name	Objective	Target	Description of activities	Location	Cost	Source of funding	Time frame	Implementing agency	Ward
Upgrade of ward fields to Standard Sports Facility	Enhance accessibility to Standard Facilities	2	Completion of Works at Kipkener and Kapkata Fields	Kipkener and Kapkata	3,000,000	CG	2018-2022	CG	Arror
Upgrade of ward fields to Standard Sports Facility	Enhance accessibility to Standard Facilities	1	Construction of a standard Field at Koitilial	Koitilial	5,000,000	CG	2018-2022	CG	Arror
Upgrade of ward fields to Standard Sports Facility	Enhance accessibility to Standard Facilities	1	Leveling of Chepsigor Field	Chepsigor	1,500,000	CG	2018-2022	CG	Arror
Talent centres	Enhanced Talent Development	4	Talent nurturing and development	Chepkum, Kilos, Kipkaner and Tunyo	2,800,000	CG	2018-2022	CG	Arror
Talent Scouting, promotion and development	Enhanced Talent Development	30	Talent identification	Across the Ward	2,500,000	CG	2018-2022	CG	Arror
Socio-Economic Empowerment for Youth, Women and PWDS	Improve Social Economic Status of the Youth Women& PWDS	40	Support with income generating activities	Across the Ward	8,000,000	CG	2018-2022	CG	Arror
Youth Skills Development	Improve technical skills among the youth	45	Training on technical and entrepreneurial skills	Across the Ward	1,350,000	CG	2018-2022	CG	Arror
Social protection Medical Scheme (NHIF	Increased accessibility to medical care by the elderly	120	Medical Cover for the Vulnerable	Across the Ward	3,600,000	CG	2018-2022	CG	Arror

Project Name	Objective	Target	Description of activities	Location	Cost	Source of funding	Time frame	Implementing agency	Ward
cover)	and Vulnerable								
Construction and Operationalization of ICT center	Enhance Service Delivery	1	Completion of Construction works Furnishing and Operationalization of ICT Center	Ward ICT center	5,000,000	County	2018-2022	CG	Arror
Children Assembly	Enhance Children Rights protection	1	Establish Children assembly forum	Across the Ward	1,000,000	CG	2018-2022	CG	Arror
Upgrade of ward fields to Standard Sports Facility	Enhance accessibility to Standard Facilities	5	Leveling works, Track and Field and Support structures	Kapcheptek, Lelboinet, Chebire, Yatiane and Kipchiloi	25,000,000	CG	2018-2022	CG	Chepkorio
Talent centres	Enhanced Talent Development	5	Talent nurturing and development	Nyaru, Kipchiloi, Lelboinet, Chepkorio and Flax to be talent centres	3,200,000	CG	2018-2022	CG	Chepkorio
Talent Scouting, promotion and development	Enhanced Talent Development	30	Talent identification	Across the Ward	2,500,000	CG	2018-2022	CG	Chepkorio
Socio-Economic Empowerment for Youth, Women and PWDS	Improve Social Economic Status of the Youth Women& PWDS	40	Support with income generating activities	Across the Ward	8,000,000	CG	2018-2022	CG	Chepkorio
Youth Skills Development	Improve technical skills among the youth	45	Training on technical and entrepreneurial skills	Across the Ward	1,350,000	CG	2018-2022	CG	Chepkorio
Social protection Medical Scheme (NHIF cover)	Increased accessibility to medical care by the elderly and Vulnerable	120	Medical Cover for the Vulnerable	Across the Ward	3,600,000	CG	2018-2022	CG	Chepkorio
Construction and Operationalization of ICT center	Enhance Service Delivery	1	Completion of Construction works Furnishing and Operationalization of ICT Center	Ward ICT center	5,000,000	County	2018-2022	CG	Chepkorio
Children Assembly	Enhance Children Rights protection	1	Establish Children assembly forum	Across the Ward	1,000,000	CG	2018-2022	CG	Chepkorio
Upgrade of ward fields to Standard Sports Facility	Enhance accessibility to Standard Facilities	1	Construction of Track and Field, Pavilion, fencing and Supports structures	Koitugum/Kondabilet/ Chebororwa secondary school field	10,000,000	CG	2018-2022	CG	Cheranganyy/ Chebororwa
Talent centres	Enhanced Talent	5	Talent nurturing and	Across the Ward	2,500,000	CG	2018-	CG	Cheranga

Project Name	Objective	Target	Description of activities	Location	Cost	Source of funding	Time frame	Implementing agency	Ward
	Development		development				2022		ny/ Cheboror wa
Talent Scouting, promotion and development	Enhanced Talent Development	30	Talent identification	Across the Ward	2,500,000	CG	2018-2022	CG	Cheranga ny/ Cheboror wa
Socio-Economic Empowerment for Youth, Women and PWDS	Improve Social Economic Status of the Youth Women& PWDS	40	Support with income generating activities	Across the Ward	8,000,000	CG	2018-2022	CG	Cheranga ny/ Cheboror wa
Youth Skills Development cover)	Improve technical skills among the youth	45	Training on technical and entrepreneurial skills	Across the Ward	1,350,000	CG	2018-2022	CG	Cheranga ny/ Cheboror wa
Social protection Medical Scheme (NHIF Cover)	Increased accessibility to medical care by the elderly and Vulnerable	120	Medical Cover for the Vulnerable	Across the Ward	3,600,000	CG	2018-2022	CG	Cheranga ny/ Cheboror wa
Construction and Operationalization of ICT center	Enhance Service Delivery	1	Completion of Construction works Furnishing and Operationalization of ICT Center	Ward ICT center	5,000,000	County	2018-2022	ICT Unit	Cheranga ny/ Cheboror wa
Children Assembly	Enhance Children Rights protection	1	Establish Children assembly forum	Across the Ward	1,000,000	CG	2018-2022	CG	Cheranga ny/ Cheboror wa
Upgrade of ward fields to Standard Sports Facility	Enhance accessibility to Standard Facilities	2	Construction of Track and Field, Pavilion, fencing and Supports structures	Kapchebau and Maron	12,000,000	CG	2018-2022	CG	Embombu t / Embolot
Upgrade of of St. Michaels Primary Field	Enhance accessibility to Standard Facilities	1	Leveling Works, Track and Field	St. Michaels Primary Field	15,000,000	CG	2018-2022	CG	Embombu t / Embolot
Upgrade of Boroko Field	Enhance accessibility to Standard Facilities	1	Leveling Works, Track and Field	Boroko	2,500,00	CG	2018-2022	CG	Embombu t / Embolot
Talent centres	Enhanced Talent Development	5	Talent nurturing and development	Across the Ward	3,200,000	CG	2018-2022	CG	Embombu t / Embolot

Project Name	Objective	Target	Description of activities	Location	Cost	Source of funding	Time frame	Implementing agency	Ward
Talent Scouting, promotion and development	Enhanced Talent Development	30	Talent identification	Across the Ward	2,500,000	CG	2018-2022	CG	Embombut / Embolot
Socio-Economic Empowerment - County Youth Fund	Improve Social Economic Status of the Youths	1	Establish Youth Revolving Fund	Across the Ward	6,000,000	CG	2018-2022	CG	Embombut / Embolot
Socio-Economic Empowerment for Youth, Women and PWDS	Improve Social Economic Status of the Youth Women& PWDS	40	Support with income generating activities	Across the Ward	8,000,000	CG	2018-2022	CG	Embombut / Embolot
Youth Skills Development	Improve technical skills among the youth	45	Training on technical and entrepreneurial skills	Across the Ward	1,350,000	CG	2018-2022	CG	Embombut / Embolot
Social protection Medical Scheme (NHIF Cover)	Increased accessibility to medical care by the elderly and Vulnerable	120	Medical Cover for the Vulnerable	Across the Ward	3,600,000	CG	2018-2022	CG	Embombut / Embolot
Construction and Operationalization of ICT center	Enhance Service Delivery	1	Completion of Construction works Furnishing and Operationalization of ICT Center	Ward ICT center	5,000,000	County	2018-2022	ICT Unit	Embombut / Embolot
Children Assembly	Enhance Children Rights protection	1	Establish Children assembly forum	Across the Ward	1,000,000	CG	2018-2022	CG	Embombut / Embolot
Upgrade of ward fields to Standard Sports Facility	Enhance accessibility to Standard Facilities	7	Leveling / Grading of Sports Fields	Kaptum pry, Cheptarit primary, Kokwositet, Kipkulot,Kipyegor Kermuk, Kokwao	17,500,000	CG	2018-2022	CG	Emsoo
Talent centres	Enhanced Talent Development	4	Talent nurturing and development	Across the Ward	2,800,000	CG	2018-2022	CG	Emsoo
Talent Scouting, promotion and development	Enhanced Talent Development	30	Talent identification	Across the Ward	2,500,000	CG	2018-2022	CG	Emsoo
Socio-Economic Empowerment for Youth, Women and PWDS	Improve Social Economic Status of the Youth Women& PWDS	40	Support with income generating activities	Across the Ward	8,000,000	CG	2018-2022	CG	Emsoo
Youth Skills Development	Improve technical skills among the youth	45	Training on technical and entrepreneurial skills	Across the Ward	1,350,000	CG	2018-2022	CG	Emsoo

Project Name	Objective	Target	Description of activities	Location	Cost	Source of funding	Time frame	Implementing agency	Ward
Social protection Medical Scheme (NHIF Cover)	Increased accessibility to medical care by the elderly and Vulnerable	120	Medical Cover for the Vulnerable	Across the Ward	3,600,000	CG	2018-2022	CG	Emsoo
Construction and Operationalization of ICT center	Enhance Service Delivery	1	Completion of Construction works Furnishing and Operationalization of ICT Center	Ward ICT center	5,000,000	County	2018-2022	CG	Emsoo
Children Assembly	Enhance Children Rights protection	1	Establish Children assembly forum	Across the Ward	1,000,000	CG	2018-2022	CG	Emsoo
Upgrade of ward fields to Standard Sports Facility	Enhance accessibility to Standard Facilities	1	Construction of Track and Field, Pavilion, fencing and Supports structures	Chechan	7,000,000	CG	2018-2022	CG	Endo
Talent centres	Enhanced Talent Development	4	Talent nurturing and development	Sangach, Kabetwa, Tot day & Kerio Valley	2,800,000	CG	2018-2022	CG	Endo
Talent Scouting, promotion and development	Enhanced Talent Development	30	Talent identification	Across the Ward	2,500,000	CG	2018-2022	CG	Endo
Socio-Economic Empowerment for Youth, Women and PWDS	Improve Social Economic Status of the Youth Women& PWDS	40	Support with income generating activities	Across the Ward	8,000,000	CG	2018-2022	CG	Endo
Youth Skills Development	Improve technical skills among the youth	45	Training on technical and entrepreneurial skills	Across the Ward	1,350,000	CG	2018-2022	CG	Endo
Social protection Medical Scheme (NHIF Cover)	Increased accessibility to medical care by the elderly and Vulnerable	120	Medical Cover for the Vulnerable	Across the Ward	3,600,000	CG	2018-2022	CG	Endo
Construction and Operationalization of ICT center	Enhance Service Delivery	1	Completion of Construction works Furnishing and Operationalization of ICT Center	Tot and Ward ICT center	5,000,000	County	2018-2022	CG	Endo
Children Assembly	Enhance Children Rights protection	1	Establish Children assembly forum	Across the Ward	1,000,000	CG	2018-2022	CG	Endo
Upgrade of ward fields to Standard Sports Facility	Enhance accessibility to Standard Facilities	1	Construction of Track and Field, Pavilion, fencing and Supports structures	Simotwo	12,000,000	CG	2018-2022	CG	Kabiemit
Talent centres	Enhanced Talent Development	4	Talent nurturing and development	Across the Ward	2,800,00	CG	2018-2022	CG	Kabiemit
Talent Scouting, promotion and	Enhanced Talent Development	30	Talent identification	Across the Ward	2,500,000	CG	2018-2022	CG	Kabiemit

Project Name	Objective	Target	Description of activities	Location	Cost	Source of funding	Time frame	Implementing agency	Ward
development									
Socio-Economic Empowerment for Youth, Women and PWDS	Improve Social Economic Status of the Youth Women& PWDS	40	Support with income generating activities	Across the Ward	8,000,000	CG	2018-2022	CG	Kabiemit
Youth Skills Development	Improve technical skills among the youth	45	Training on technical and entrepreneurial skills	Across the Ward	1,350,000	CG	2018-2022	CG	Kabiemit
Social protection Medical Scheme (NHIF Cover)	Increased accessibility to medical care by the elderly and Vulnerable	120	Medical Cover for the Vulnerable	Across the Ward	3,600,000	CG	2018-2022	CG	Kabiemit
Construction and Operationalization of ICT center	Enhance Service Delivery	1	Completion of Construction works Furnishing and Operationalization of ICT Center	Ward ICT center	5,000,000	County	2018-2022	ICT Unit	Kabiemit
Children Assembly	Enhance Children Rights protection	1	Establish Children assembly forum	Across the Ward	1,000,000	CG	2018-2022	CG	Kabiemit
Upgrade of ward fields to Standard Sports Facility	Enhance accessibility to Standard Facilities	2	Construction of one standard field in the Ward	Ward	15,000,000	CG	2018-2022	CG	Kamariny
Upgrade of ward fields to Standard Sports Facility	Enhance accessibility to Standard Facilities	6	Leveling and Grading of Fields	Kameza, Kapsis, Kapkoi, Chebonet ,Kutwopmoso ,Kapteren, Yokot Primary	17,500,000	CG	2018-2022	CG	Kamariny
Talent centres	Enhanced Talent Development	5	Talent nurturing and development	Across the Ward	3,200,000	CG	2018-2022	CG	Kamariny
Talent Scouting, promotion and development	Enhanced Talent Development	30	Talent identification	Across the Ward	2,500,000	CG	2018-2022	CG	Kamariny
Socio-Economic Empowerment for Youth, Women and PWDS	Improve Social Economic Status of the Youth Women& PWDS	40	Support with income generating activities	Across the Ward	8,000,000	CG	2018-2022	CG	Kamariny
Youth Skills Development	Improve technical skills among the youth	45	Training on technical and entrepreneurial skills	Across the Ward	1,350,000	CG	2018-2022	CG	Kamariny
Social protection Medical Scheme (NHIF Cover)	Increased accessibility to medical care by the elderly and Vulnerable	120	Medical Cover for the Vulnerable	Across the Ward	3,600,000	CG	2018-2022	CG	Kamariny
Construction and	Enhance Service Delivery	2	Construction of ICT and	Chebonet,	10,000,000	County	2018-	CG	Kamariny

Project Name	Objective	Target	Description of activities	Location	Cost	Source of funding	Time frame	Implementing agency	Ward
Operationalization of ICT center	and access information		Resource Centre	Kutwopmoso			2022		
Construction and Operationalization of ICT center	Enhance Service Delivery and access information	1	Completion of Construction works Furnishing and Operationalization of ICT Center	Ward ICT Centre	5,000,000	County	2018-2022	CG	Kamariny
Children Assembly	Enhance Children Rights protection	1	Establish Children assembly forum	Across the Ward	1,000,000	CG	2018-2022	CG	Kamariny
Upgrade of ward fields to Standard Sports Facility	Enhance accessibility to Standard Facilities	1	Construction of modern Stadium with Murrum Track and Field	Iten	15,000,000	CG	2018-2022	CG	Kapchemutwa
Upgrade of ward fields to Standard Sports Facility	Enhance accessibility to Standard Facilities	2	Completion of leveling works	Kendur & Kapsoiyo, Kapchemutwa	5,500,000	CG	2018-2022	CG	Kapchemutwa
Upgrade of ward fields to Standard Sports Facility	Enhance accessibility to Standard Facilities	2	Leveling, / Grading for Sports Fields	Korkitony & Chebokokwa	5,000,000	CG	2018-2022	CG	Kapchemutwa
Talent centres	Enhanced Talent Development	5	Talent nurturing and development	Across the Ward	3,200,000	CG	2018-2022	CG	Kapchemutwa
Talent Scouting, promotion and development	Enhanced Talent Development	30	Talent identification	Across the Ward	2,500,000	CG	2018-2022	CG	Kapchemutwa
Socio-Economic Empowerment for Youth, Women and PWDS	Improve Social Economic Status of the Youth Women& PWDS	40	Support with income generating activities	Across the Ward	8,000,000	CG	2018-2022	CG	Kapchemutwa
Social Empowerment	Brewers behavior Change initiative	100	Rehabilitation of Brewers	Across the Ward	3,000,000	CG	2018-2022	CG	Kapchemutwa
Youth Skills Development	Improve technical skills among the youth	45	Training on technical and entrepreneurial skills	Across the Ward	1,350,000	CG	2018-2022	CG	Kapchemutwa
Social protection Medical Scheme (NHIF Cover)	Increased accessibility to medical care by the elderly and Vulnerable	120	Medical Cover for the Vulnerable	Across the Ward	3,600,000	CG	2018-2022	CG	Kapchemutwa
Construction and Operationalization of ICT center	Enhance Service Delivery	1	Completion of Construction works Furnishing and Operationalization of ICT Center	Ward ICT center	5,000,000	County	2018-2022	ICT Unit	Kapchemutwa
Children Assembly	Enhance Children Rights protection	1	Establish Children assembly forum	Across the Ward	1,000,000	CG	2018-2022	CG	Kapchemutwa
Upgrade of ward fields	Enhance accessibility to	1	Construction of Track and Field,	Kaptilol	15,000,000	CG	2018-	CG	Kaptarak

Project Name	Objective	Target	Description of activities	Location	Cost	Source of funding	Time frame	Implementing agency	Ward
to Standard Sports Facility	Standard Facilities		Pavilion, fencing and Supports structures				2022		wa
Talent centres	Enhanced Talent Development	5	Talent nurturing and development	Across the Ward	3,200,000	CG	2018-2022	CG	Kaptarakwa
Talent Scouting, promotion and development	Enhanced Talent Development	30	Talent identification	Across the Ward	2,500,000	CG	2018-2022	CG	Kaptarakwa
Socio-Economic Empowerment for Youth, Women and PWDS	Improve Social Economic Status of the Youth Women& PWDS	40	Support with income generating activities	Across the Ward	8,000,000	CG	2018-2022	CG	Kaptarakwa
Youth Skills Development	Improve technical skills among the youth	45	Training on technical and entrepreneurial skills (VTCs Scholarships)	Across the Ward	1,350,000	CG	2018-2022	CG	Kaptarakwa
Social protection Medical Scheme (NHIF Cover)	Increased accessibility to medical care by the elderly and Vulnerable	120	Medical Cover for the Vulnerable	Across the Ward	3,600,000	CG	2018-2022	CG	Kaptarakwa
Construction and Operationalization of ICT center	Enhance Service Delivery	1	Completion of Construction works Furnishing and Operationalization of ICT Center with Library	Ward ICT center	15,000,000	County	2018-2022	ICT Unit	Kaptarakwa
Children Assembly	Enhance Children Rights protection	1	Establish Children assembly forum	Across the Ward	1,000,000	CG	2018-2022	CG	Kaptarakwa
Upgrade of ward fields to Standard Sports Facility	Enhance accessibility to Standard Facilities	2	Construction of Track and Field, Pavilion, fencing and Supports structures.	Kararia /Kapchelaga	15,000,000	CG	2018-2022	CG	Kapyego
Talent centres	Enhanced Talent Development	5	Talent nurturing and development	Across the Ward	3,200,000	CG	2018-2022	CG	Kapyego
Talent Scouting, promotion and development	Enhanced Talent Development	30	Talent identification	Across the Ward	2,500,000	CG	2018-2022	CG	Kapyego
Socio-Economic Empowerment for Youth, Women and PWDS	Improve Social Economic Status of the Youth Women& PWDS	40	Support with income generating activities	Across the Ward	8,000,000	CG	2018-2022	CG	Kapyego
Youth Skills Development	Improve technical skills among the youth	45	Training on technical and entrepreneurial skills	Across the Ward	1,350,000	CG	2018-2022	CG	Kapyego
Social protection	Increased accessibility to	120	Medical Cover for the	Across the Ward	3,600,000	CG	2018-	CG	Kapyego

Project Name	Objective	Target	Description of activities	Location	Cost	Source of funding	Time frame	Implementing agency	Ward
Medical Scheme (NHIF Cover)	medical care by the elderly and Vulnerable		Vulnerable				2022		
Construction and Operationalization of ICT center	Enhance Service Delivery	1	Completion of Construction works Furnishing and Operationalization of ICT Center	Ward ICT center	5,000,000	County	2018-2022	ICT Unit	Kapyego
Children Assembly	Enhance Children Rights protection	1	Establish Children assembly forum	Across the Ward	1,000,000	CG	2018-2022	CG	Kapyego
Upgrade of ward fields to Standard Sports Facility	Enhance accessibility to Standard Facilities	2	Construction of a model sports Facility	Sinon and Sangurur	15,000,000	CG	2018-2022	CG	Kapsowar
Talent centres	Enhanced Talent Development	5	Talent nurturing and development	Across the Ward	3,200,000	CG	2018-2022	CG	Kapsowar
Talent Scouting, promotion and development	Enhanced Talent Development	30	Talent identification	Across the Ward	2,500,000	CG	2018-2022	CG	Kapsowar
Socio-Economic Empowerment for Youth, Women and PWDS	Improve Social Economic Status of the Youth Women& PWDS	40	Support with income generating activities	Across the Ward	8,000,000	CG	2018-2022	CG	Kapsowar
Youth Skills Development	Improve technical skills among the youth	45	Training on technical and entrepreneurial skills	Across the Ward	1,350,000	CG	2018-2022	CG	Kapsowar
Social protection Medical Scheme (NHIF Cover)	Increased accessibility to medical care by the elderly and Vulnerable	120	Medical Cover for the Vulnerable	Across the Ward	3,600,000	CG	2018-2022	CG	Kapsowar
Construction and Operationalization of ICT center	Enhance Service Delivery	1	Completion of Construction works Furnishing and Operationalization of ICT Center	Ward ICT center	5,000,000	County	2018-2022	ICT Unit	Kapsowar
Children Assembly	Enhance Children Rights protection	1	Establish Children assembly forum	Across the Ward	1,000,000	CG	2018-2022	CG	Kapsowar
Upgrade of ward fields to Standard Sports Facility	Enhance accessibility to Standard Facilities	1	Construction of Track and Field, Pavilion, fencing and Supports structures	Kibigos	12,000,000	CG	2018-2022	CG	Lelan
Upgrade of ward fields to Standard Sports Facility	Enhance accessibility to Standard Facilities	1	Grading and Leveling works	Kokwongoi	2,500,000	CG	2018-2022	CG	Lelan
Upgrade of ward fields to Standard Sports Facility	Enhance accessibility to Standard Facilities	3	Completion of Leveling Works	Kibirech, Boroon, and Kerer	10,000,00	CG	2018-2022	CG	Lelan

Project Name	Objective	Target	Description of activities	Location	Cost	Source of funding	Time frame	Implementing agency	Ward
Talent centres	Enhanced Talent Development	5	Talent nurturing and development	Across the Ward	3,200,000	CG	2018-2022	CG	Lelan
Talent Scouting, promotion and development	Enhanced Talent Development	30	Talent identification	Across the Ward	2,500,000	CG	2018-2022	CG	Lelan
Socio-Economic Empowerment for Youth, Women and PWDS	Improve Social Economic Status of the Youth Women& PWDS	40	Support with income generating activities	Across the Ward	8,000,000	CG	2018-2022	CG	Lelan
Youth Skills Development	Improve technical skills among the youth	45	Training on technical and entrepreneurial skills	Across the Ward	1,350,000	CG	2018-2022	CG	Lelan
Social protection Medical Scheme (NHIF Cover)	Increased accessibility to medical care by the elderly and Vulnerable	120	Medical Cover for the Vulnerable	Across the Ward	3,600,000	CG	2018-2022	CG	Lelan
Construction and Operationalization of ICT center	Enhance Service Delivery	1	Completion of Construction works Furnishing and Operationalization of ICT Center	Ward ICT center	5,000,000	County	2018-2022	ICT Unit	Lelan
Children Assembly	Enhance Children Rights protection	1	Establish Children assembly forum	Across the Ward	1,000,000	CG	2018-2022	CG	Lelan
Upgrade of ward fields to Standard Sports Facility	Enhance accessibility to Standard Facilities	2	Leveling /Grading of Sports Fields	Bungwet & Yemit	5,000,000	CG	2018-2022	CG	Moiben / Kuserwo
Talent centres	Enhanced Talent Development	5	Talent nurturing and development	Jemunada, Simbeiywet, Chogoo, Chebiemit, Cheptongie	3,200,000	CG	2018-2022	CG	Moiben / Kuserwo
Talent Scouting, promotion and development	Enhanced Talent Development	30	Talent identification	Across the Ward	2,500,000	CG	2018-2022	CG	Moiben / Kuserwo
Socio-Economic Empowerment for Youth, Women and PWDS	Improve Social Economic Status of the Youth Women& PWDS	40	Support with income generating activities	Across the Ward	8,000,000	CG	2018-2022	CG	Moiben / Kuserwo
Youth Skills Development	Improve technical skills among the youth	45	Training on technical and entrepreneurial skills	Across the Ward	1,350,000	CG	2018-2022	CG	Moiben / Kuserwo
Social protection Medical Scheme (NHIF	Increased accessibility to medical care by the elderly	120	Medical Cover for the Vulnerable	Across the Ward	3,600,000	CG	2018-2022	CG	Moiben / Kuserwo

Project Name	Objective	Target	Description of activities	Location	Cost	Source of funding	Time frame	Implementing agency	Ward
Cover)	and Vulnerable								
Construction and Operationalization of ICT center	Enhance Service Delivery	1	Completion of Construction works Furnishing and Operationalization of ICT Center	Ward ICT center	5,000,000	County	2018-2022	ICT Unit	Moiben / Kuserwo
Children Assembly	Enhance Children Rights protection	1	Establish Children assembly forum	Across the Ward	1,000,000	CG	2018-2022	CG	Moiben / Kuserwo
Upgrade of ward fields to Standard Sports Facility	Enhance accessibility to Standard Facilities	8	Leveling of Fields/Grading	Kamwosor, Kipsaos, Cheboge, Werep, Kapchorwa, Kombatich, Tugumoi	20,000,000	CG	2018-2022	CG	Metkei
Talent centres	Enhanced Talent Development	5	Talent nurturing and development	Across the Ward	3,200,000	CG	2018-2022	CG	Metkei
Talent Scouting, promotion and development	Enhanced Talent Development	30	Talent identification	Across the Ward	2,500,000	CG	2018-2022	CG	Metkei
Socio-Economic Empowerment for Youth, Women and PWDS	Improve Social Economic Status of the Youth Women& PWDS	40	Support with income generating activities	Across the Ward	8,000,000	CG	2018-2022	CG	Metkei
Youth Skills Development	Improve technical skills among the youth	45	Training on technical and entrepreneurial skills	Across the Ward	1,350,000	CG	2018-2022	CG	Metkei
Social protection Medical Scheme (NHIF Cover)	Increased accessibility to medical care by the elderly and Vulnerable	120	Medical Cover for the Vulnerable	Across the Ward	3,600,000	CG	2018-2022	CG	Metkei
Construction and Operationalization of ICT center	Enhance Service Delivery	1	Completion of Construction works Furnishing and Operationalization of ICT Center	Ward ICT center	5,000,000	County	2018-2022	ICT Unit	Metkei
Children Assembly	Enhance Children Rights protection	1	Establish Children assembly forum	Across the Ward	1,000,000	CG	2018-2022	CG	Metkei
Upgrade of ward fields to Standard Sports Facility	Enhance accessibility to Standard Facilities	2	Completion of Works	Kapcherop Kamoi	10,000,000	CG	2018-2022	CG	Sengwer
Upgrade of ward fields to Standard Sports Facility	Enhance accessibility to Standard Facilities	6	Leveling / Grading Works of Sports Fields	Kapkamnyar, Kipsetan, Kibuga, Kapkutung, Kipsambwa,	15,000,00	CG	2018-2022	CG	Sengwer

Project Name	Objective	Target	Description of activities	Location	Cost	Source of funding	Time frame	Implementing agency	Ward
				Kipteber					
Talent centres	Enhanced Talent Development	5	Talent nurturing and development	Across the Ward	3,200,000	CG	2018-2022	CG	Sengwer
Talent Scouting, promotion and development	Enhanced Talent Development	30	Talent identification	Across the Ward	2,500,000	CG	2018-2022	CG	Sengwer
Socio-Economic Empowerment for Youth, Women and PWDS	Improve Social Economic Status of the Youth Women& PWDS	40	Support with income generating activities	Across the Ward	8,000,000	CG	2018-2022	CG	Sengwer
Youth Skills Development	Improve technical skills among the youth	45	Training on technical and entrepreneurial skills	Across the Ward	1,350,000	CG	2018-2022	CG	Sengwer
Social protection Medical Scheme (NHIF Cover)	Increased accessibility to medical care by the elderly and Vulnerable	120	Medical Cover for the Vulnerable	Across the Ward	3,600,000	CG	2018-2022	CG	Sengwer
Construction and Operationalization of ICT center	Enhance Service Delivery	1	Completion of Construction works Furnishing and Operationalization of ICT Center	Ward ICT center	5,000,000	CG	2018-2022	CG	Sengwer
Children Assembly	Enhance Children Rights protection	1	Establish Children assembly forum	Across the Ward	1,000,000	CG	2018-2022	CG	Sengwer
Upgrade of ward fields to Standard Sports Facility	Enhance accessibility to Standard Facilities	1	Construction of Track and Field, Pavilion, fencing and Supports structures	Chesoi	30,000,000	CG	2018-2022	CG	Sambirir
Talent centres	Enhanced Talent Development	6	Talent nurturing and development	Kiptebo, Lukuget, Mogi, Tuturung, Chesatan, Kimuren	3,800,000	CG	2018-2022	CG	Sambirir
Talent Scouting, promotion and development	Enhanced Talent Development	30	Talent identification	Across the Ward	2,500,000	CG	2018-2022	CG	Sambirir
Socio-Economic Empowerment for Youth, Women and PWDS	Improve Social Economic Status of the Youth Women& PWDS	40	Support with income generating activities	Across the Ward	8,000,000	CG	2018-2022	CG	Sambirir
Youth Skills Development	Improve technical skills among the youth	45	Training on technical and entrepreneurial skills	Across the Ward	1,350,000	CG	2018-2022	CG	Sambirir
Social protection Medical Scheme (NHIF Cover)	Increased accessibility to medical care by the elderly and Vulnerable	120	Medical Cover for the Vulnerable	Across the Ward	3,600,000	CG	2018-2022	CG	Sambirir

Project Name	Objective	Target	Description of activities	Location	Cost	Source of funding	Time frame	Implementing agency	Ward
Construction and Operationalization of ICT center	Enhance Service Delivery	1	Completion of Construction works Furnishing and Operationalization of ICT Center	Chesoi	5,000,000	CG	2018-2022	ICT Unit	Sambirir
Children Assembly	Enhance Children Rights protection	1	Establish Children assembly forum	Across the Ward	1,000,000	CG	2018-2022	CG	Sambirir
Upgrade of ward fields to Standard Sports Facility	Enhance accessibility to Standard Facilities	1	Construction of Track and Field, Pavilion, fencing and Supports structures	Emsea	12,000,000	CG	2018-2022	CG	Soy North
Talent centres	Enhanced Talent Development	5	Talent nurturing and development	Across the Ward	3,200,000	CG	2018-2022	CG	Soy North
Talent Scouting, promotion and development	Enhanced Talent Development	30	Talent identification	Across the Ward	2,500,000	CG	2018-2022	CG	Soy North
Socio-Economic Empowerment for Youth, Women and PWDS	Improve Social Economic Status of the Youth Women& PWDS	40	Support with income generating activities	Across the Ward	8,000,000	CG	2018-2022	CG	Soy North
Youth Skills Development	Improve technical skills among the youth	45	Training on technical and entrepreneurial skills	Across the Ward	1,350,000	CG	2018-2022	CG	Soy North
Social protection Medical Scheme (NHIF Cover)	Increased accessibility to medical care by the elderly and Vulnerable	120	Medical Cover for the Vulnerable	Across the Ward	3,600,000	CG	2018-2022	CG	Soy North
Construction and Operationalization of ICT center	Enhance Service Delivery	1	Completion of Construction works Furnishing and Operationalization of ICT Center	Kapchemwol	15,000,000	County	2018-2022	CG	Soy North
Children Assembly	Enhance Children Rights protection	1	Establish Children assembly forum	Across the Ward	1,000,000	CG	2018-2022	CG	Soy North
Upgrade of ward fields to Standard Sports Facility	Enhance accessibility to Standard Facilities	2	Leveling Works for Sports Field	Chepsirei	5,000,000	CG	2018-2022	CG	Soy South
Talent centres	Enhanced Talent Development	5	Talent nurturing and development	Across the Ward	3,200,000	CG	2018-2022	CG	Soy South
Talent Scouting, promotion and development	Enhanced Talent Development	30	Talent identification	Across the Ward	2,500,000	CG	2018-2022	CG	Soy South
Socio-Economic Empowerment for Youth, Women and	Improve Social Economic Status of the Youth Women& PWDS	40	Support with income generating activities	Across the Ward	8,000,000	CG	2018-2022	CG	Soy South

Project Name	Objective	Target	Description of activities	Location	Cost	Source of funding	Time frame	Implementing agency	Ward
PWDS									
Youth Skills Development	Improve technical skills among the youth	45	Training on technical and entrepreneurial skills	Across the Ward	1,350,000	CG	2018-2022	CG	Soy South
Social protection Medical Scheme (NHIF Cover)	Increased accessibility to medical care by the elderly and Vulnerable	120	Medical Cover for the Vulnerable	Across the Ward	3,600,000	CG	2018-2022	CG	Soy South
Construction and Operationalization of ICT center	Enhance Service Delivery and Access to Information	1	Completion of Construction works Furnishing and Operationalization of ICT Center	Kimwarer	5,000,000	CG	2018-2022	CG	Soy South
Construction and Operationalization of ICT center	Enhance Service Delivery and Access to Information	2	Construction and Operationalization of ICT Centre	Kocholwo and Turesia	30,000,000	CG	2018-2022	CG	Soy South
Children Assembly	Enhance Children Rights protection	1	Establish Children assembly forum	Across the Ward	1,000,000	CG	2018-2022	CG	Soy South
Upgrade of ward fields to Standard Sports Facility	Enhance accessibility to Standard Facilities	1	Construction of Ward Stadium	Kessup	20,000,000	CG	2018-2022	CG	Tambach
Upgrade of ward fields to Standard Sports Facility	Enhance accessibility to Standard Facilities	5	Leveling Works for Sports ground	Kabore, Songeto, Kipsabu, Rimoi & Kaptel	12,500,000	CG	2018-2022	CG	Tambach
Upgrade of ward fields to Standard Sports Facility	Enhance accessibility to Standard Facilities	3	Buying of ECD Playing ground	Kipsabu, Kolol and Kaokei	1,500,000	CG	2018-2022	CG	Tambach
Upgrade of ward fields to Standard Sports Facility	Enhance accessibility to Standard Facilities	2	Fencing of School fields	Nyawa and Kipka	600,000	CG	2018-2022	CG	Tambach
Talent centres	Enhanced Talent Development	5	Talent nurturing and development	Across the Ward	3,200,000	CG	2018-2022	CG	Tambach
Talent Scouting, promotion and development	Enhanced Talent Development	30	Talent identification	Across the Ward	2,500,000	CG	2018-2022	CG	Tambach
Socio-Economic Empowerment for Youth, Women and PWDS	Improve Social Economic Status of the Youth Women& PWDS	40	Support with income generating activities	Across the Ward	8,000,000	CG	2018-2022	CG	Tambach
Youth Skills Development	Improve technical skills among the youth	45	Training on technical and entrepreneurial skills	Across the Ward	1,350,000	CG	2018-2022	CG	Tambach
Social protection	Increased accessibility to	120	Medical Cover for the	Across the Ward	3,600,000	CG	2018-	CG	Tambach

Project Name	Objective	Target	Description of activities	Location	Cost	Source of funding	Time frame	Implementing agency	Ward
Medical Scheme (NHIF Cover)	medical care by the elderly and Vulnerable		Vulnerable				2022		
Construction and Operationalization of ICT center	Enhance Service Delivery	1	Completion of Construction works Furnishing and Operationalization of ICT Center	Ward ICT center	5,000,000	County	2018-2022	CG	Tambach
Children Assembly	Enhance Children Rights protection	1	Establish Children assembly forum	Across the Ward	1,000,000	CG	2018-2022	CG	Tambach

Education and Technical Training

Table 81: Education and Technical Training Proposed Projects

Project Name/Location	Objectives	Targets	Description of Activities	Cost (Kshs.)	Source of funding	Time frame	Implementing Agency	Ward
Workshop at Iten VTC.	To provide standard training infrastructure for VTC trainees	2	Construction and equip worshop	18,000,000	CG	2018/19	Department of Education & Technical Training	Kapchem utwa
Bugar VTC workshop	To provide standard training infrastructure for VTC trainees	2	Construction and equipping of workshop	18,000,000	CG	2018/19	Department of Education & Technical Training	Kapchem utwa
Equip Korkitony ECD	To provide conducive learning environment for ECD learners.	1	Equipping class with furniture and learning material	200,000	CG.	2018/19	Department of Education & Technical Training	Kapchem utwa
Equip Kendur ECD	To provide conducive learning environment for ECD learners.	1	Equipping class with furniture and learning material	200,000	CG.	2018/19	Department of Education & Technical Training	Kapchem utwa
Equip Kapsoiyo ECD	To provide conducive learning environment for ECD learners.	1	Equipping class with furniture and learning material	200,000	CG.	2018/19	Department of Education & Technical Training	Kapchem utwa
Acquisition of Land for Kapchegomet ECD	To provide land for ECD infrastructure	1 Acre	Acquisition of Land	1,500,000	CG	2018-2022	Department of Education & Technical Training	Kapchem utwa
Acquisition of Land for Lamaon ECD	To provide land for ECD infrastructure	1 Acre	Acquisition of Land	200,000	CG	2018-2022	Department of Education & Technical Training	Kapchem utwa
Kapchegomet ECD classroom	To provide standard infrastructure for ECD learners	1	Construction and equipping	3,000,000	CG	2018-2022	Department of Education & Technical Training	Kapchem utwa
Iten ECD classroom	To provide standard infrastructure for ECD learners	1	Construction and equipping	3,000,000	CG	2018-2022	Department of Education & Technical Training	Kapchem utwa
Acquisition of Land for Kapsio ECD	To provide land for ECD infrastructure	1 Acre	Acquisition of land	1,500,000	CG	2018-2022	Department of Education & Technical Training	Kapchem utwa
Mindiliwo (special Needs) ECD classroom	To provide standard infrastructure for ECD learners	1	Construction and equipping	3,000,000	CG	2018-2022	Department of Education & Technical Training	Kapchem utwa
Bugar Pri ECD	To provide standard	1	Construction and	3,000,000	CG	2018-2022	Department of	Kapchem

Project Name/Location	Objectives	Targets	Description of Activities	Cost (Kshs.)	Source of funding	Time frame	Implementing Agency	Ward
classroom	infrastructure for ECD learners		equipping				Education & Technical Training	utwa
Acquisition of land for Singore	To provide land for ECD infrastructure	1 Acre	Acquisition of land	1,500,000	CG	2018-2022	Department of Education & Technical Training	Kapchem utwa
Msekekwa ECD classroom	To provide standard infrastructure for ECD learners	1	Construction and equipping	3,000,000	CG	2018-2022	Department of Education & Technical Training	Kapchem utwa
Komotony ECD classroom	To provide standard infrastructure for ECD learners	1	Construction and equipping	3,000,000	CG	2018-2022	Department of Education & Technical Training	Kapchem utwa
Sing'ore ECD	To provide standard infrastructure for ECD learners	Equipping	Construction and equipping	3,000,000	CG	2018-2022	Department of Education & Technical Training	Kapchem utwa
Kobil ECD	To provide standard infrastructure for ECD learners	Equipping	Construction and equipping	3,000,000	CG	2018-2022	Department of Education & Technical Training	Kapchem utwa
Cheboror VTC centre	To provide standard training infrastructure for VTC trainees	Constructio n	Construction and equipping	12,000,000	CG	2018-2022	Department of Education & Technical Training	Kapchem utwa
Acquisition of land for Kapkonga ECD centre	To provide land for ECD infrastructure	Acquisition of land	Purchase of land	1,500,000	CG	2018-2022	Department of Education & Technical Training	Kapchem utwa
Kiptabus ECD classroom	To provide standard infrastructure for ECD learners	1	Construction and equipping	3,000,000	CG	2018-2022	Department of Education & Technical Training	Kamariny
Yokot ECD classroom	To provide standard infrastructure for ECD learners	1	Construction and equipping	3,000,000	CG	2018-2022	Department of Education & Technical Training	Kamariny
Kipchawat ECD classroom	To provide standard infrastructure for ECD learners	1	Construction and equipping	3,000,000	CG	2018-2022	Department of Education & Technical Training	Kamariny
Chebonet ECD classroom	To provide standard infrastructure for ECD learners	1	Construction and equipping	3,000,000	CG	2018-2022	Department of Education & Technical Training	Kamariny
Equip Kamariny& kamagut ECD	To provide conducive learning environment for ECD learners.	2	Equipping class with furniture and learning material	400,000	CG.	2018-2022	Department of Education & Technical Training	Kamariny
Katalel VTC workshop	To provide standard	1	Construction and	3,000,000	CG	2018-2022	Department of	Kamariny

Project Name/Location	Objectives	Targets	Description of Activities	Cost (Kshs.)	Source of funding	Time frame	Implementing Agency	Ward
	infrastructure for ECD learners		equipping				Education & Technical Training	
Kapteren ECD classroom	To provide standard infrastructure for ECD learners	1	Construction and equipping	3,000,000	CG	2018-2022	Department of Education & Technical Training	Kamariny
Kipchawat VTC workshop	To provide standard training infrastructure for VTC trainees	2	Construction and equipping	18,000,000	CG	2018-2022	Department of Education & Technical Training	Kamariny
Acquisition of land for Kipchawat VTC	To provide land for VTC infrastructure	3 Acre	Acquisition of Land	5,000,000	CG	2018-2022	Department of Education & Technical Training	Kamariny
Kipchawat VTC dormitory	To provide conducive boarding facility for VTC trainees	1	Construction and equipping	4,500,000	CG	2018-2022	Department of Education & Technical Training	Kamariny
Kapkoi ECD classroom	To provide standard infrastructure for ECD learners	1	Construction and equipping	3,000,000	CG	2018-2022	Department of Education & Technical Training	Kamariny
Koibarak ECD classroom	To provide standard infrastructure for ECD learners	1	Construction and equipping	3,000,000	CG	2018-2022	Department of Education & Technical Training	Kamariny
Kwalel ECD classroom	To provide standard infrastructure for ECD learners	1	Construction and equipping	3,000,000	CG	2018-2022	Department of Education & Technical Training	Kamariny
Cheberen ECD classroom	To provide standard infrastructure for ECD learners	1	Construction and equipping	3,000,000	CG	2018-2022	Department of Education & Technical Training	Kamariny
Muno ECD classroom	To provide standard infrastructure for ECD learners	1	Construction and equipping	3,000,000	CG	2018-2022	Department of Education & Technical Training	Kamariny
Kaptilit ECD classroom	To provide standard infrastructure for ECD learners	1	Construction and equipping	3,000,000	CG	2018-2022	Department of Education & Technical Training	Kamariny
Kaplamai ECD classroom	To provide standard infrastructure for ECD learners	1	Construction and equipping	3,000,000	CG	2018-2022	Department of Education & Technical Training	Kamariny
Kapsisi ECD classroom	To provide standard infrastructure for ECD learners	1	Construction and equipping	3,000,000	CG	2018-2022	Department of Education & Technical Training	Kamariny
Chegilet ECD classroom	To provide standard	1	Construction and	3,000,000	CG	2018-2022	Department of	Emsoo

Project Name/Location	Objectives	Targets	Description of Activities	Cost (Kshs.)	Source of funding	Time frame	Implementing Agency	Ward
	infrastructure for ECD learners		equipping				Education & Technical Training	
Kokwao ECD classroom	To provide standard infrastructure for ECD learners	1	Construction and equipping	3,000,000	CG	2018-2022	Department of Education & Technical Training	Emsoo
Kipkenda ECD classroom	To provide standard infrastructure for ECD learners	1	Construction and equipping	3,000,000	CG	2018-2022	Department of Education & Technical Training	Emsoo
Kapkei VTC workshop	To provide standard training infrastructure for VTC trainees	2	Construction and equipping	18,000,000	CG	2018-2022	Department of Education & Technical Training	Emsoo
Kipyeigor ECD classroom	To provide standard infrastructure for ECD learners	1	Construction and equipping	3,000,000	CG	2018-2022	Department of Education & Technical Training	Emsoo
Kiptoro ECD classroom	To provide standard infrastructure for ECD learners	1	Construction and equipping	3,000,000	CG	2018-2022	Department of Education & Technical Training	Emsoo
Proposed Kermuk ECD classroom	To provide standard infrastructure for ECD learners	1	Construction and equipping	3,000,000	CG	2018-2022	Department of Education & Technical Training	Emsoo
Kaptum ECD classroom	To provide standard infrastructure for ECD learners	1	Construction and equipping	3,000,000	CG	2018-2022	Department of Education & Technical Training	Emsoo
Salaba ECD classroom	To provide standard infrastructure for ECD learners	1	Construction and equipping	3,000,000	CG	2018-2022	Department of Education & Technical Training	Emsoo
Kapchelal ECD classroom	To provide standard infrastructure for ECD learners	1	Construction and equipping	3,000,000	CG	2018-2022	Department of Education & Technical Training	Emsoo
Kokwopsingo ECD classroom	To provide standard infrastructure for ECD learners	1	Construction and equipping	3,000,000	CG	2018-2022	Department of Education & Technical Training	Emsoo
Kapkei VTC workshop	To provide standard infrastructure for VTC trainers	2	Construction and equipping	12,000,000	CG	2018-2022	Department of Education & Technical Training	Emsoo
Matany VTC workshop	To provide standard infrastructure for VTC trainers	2	Construction and equipping	12,000,000	CG	2018-2022	Department of Education & Technical Training	Emsoo
Kapero ECD class room	To provide standard	1	Construction and	3,000,000	CG	2018-2022	Department of	Kapyego

Project Name/Location	Objectives	Targets	Description of Activities	Cost (Kshs.)	Source of funding	Time frame	Implementing Agency	Ward
	infrastructure for ECD learners		equipping				Education & Technical Training	
Kaptobendo ECD classroom	To provide standard infrastructure for ECD learners	1	Construction and equipping	3,000,000	CG	2018-2022	Department of Education & Technical Training	Kapyego
Kaptega ECD classroom	To provide standard infrastructure for ECD learners	1	Construction and equipping	3,000,000	CG	2018-2022	Department of Education & Technical Training	Kapyego
Kimarich ECD classroom	To provide standard infrastructure for ECD learners	1	Construction and equipping	3,000,000	CG	2018-2022	Department of Education & Technical Training	Kapyego
Tenderwa ECD classroom	To provide standard infrastructure for ECD learners	1	Construction and equipping	3,000,000	CG	2018-2022	Department of Education & Technical Training	Kapyego
Tangul ECD classroom	To provide standard infrastructure for ECD learners	1	Construction and equipping	3,000,000	CG	2018-2022	Department of Education & Technical Training	Kapyego
Tangul VTC workshop	To provide standard training infrastructure for VTC trainees	2	Construction and equipping	18,000,000	CG	2018-2022	Department of Education & Technical Training	Kapyego
Chepyomot and Kararia ECDs Renovation	To provide standard infrastructure for ECD learners	2	Construction	700,000	CG	2018-2022	Department of Education & Technical Training	Kapyego
Kabaldamet ECD classroom	To provide standard infrastructure for ECD learners	1	Construction and equipping	3,000,000	CG	2018-2022	Department of Education & Technical Training	Endo
Tot ECD classroom	To provide standard infrastructure for ECD learners	1	Construction and equipping	3,000,000	CG	2018-2022	Department of Education & Technical Training	Endo
Murkutwo ECD classroom	To provide standard infrastructure for ECD learners	1	Construction and equipping	3,000,000	CG	2018-2022	Department of Education & Technical Training	Endo
Kapsokotow ECD classroom	To provide standard infrastructure for ECD learners	1	Construction and equipping	3,000,000	CG	2018-2022	Department of Education & Technical Training	Endo
Chesongoch ECD classroom	To provide standard infrastructure for ECD learners	1	Construction and equipping	3,000,000	CG	2018-2022	Department of Education & Technical Training	Endo
Liter ECD classroom	To provide standard	1	Construction and	3,000,000	CG	2018-2022	Department of	Endo

Project Name/Location	Objectives	Targets	Description of Activities	Cost (Kshs.)	Source of funding	Time frame	Implementing Agency	Ward
	infrastructure for ECD learners		equipping				Education & Technical Training	
Embomir ECD classroom	To provide standard infrastructure for ECD learners	1	Construction and equipping	3,000,000	CG	2018-2022	Department of Education & Technical Training	Endo
Chebilil ECD classroom	To provide standard infrastructure for ECD learners	1	Construction and equipping	3,000,000	CG	2018-2022	Department of Education & Technical Training	Endo
Kipkaini ECD classroom	To provide standard infrastructure for ECD learners	1	Construction and equipping	3,000,000	CG	2018-2022	Department of Education & Technical Training	Endo
Ng'enyiree ECD classroom	To provide standard infrastructure for ECD learners	1	Construction and equipping	3,000,000	CG	2018-2022	Department of Education & Technical Training	Endo
Barberi ECD classroom	To provide standard infrastructure for ECD learners	1	Construction and equipping	3,000,000	CG	2018-2022	Department of Education & Technical Training	Endo
Sangach ECD classroom	To provide standard infrastructure for ECD learners	1	Construction and equipping	3,000,000	CG	2018-2022	Department of Education & Technical Training	Endo
Chesongoch VTC workshop	To provide standard training infrastructure for VTC trainees	2	Construction and equipping	18,000,000	CG	2018-2022	Department of Education & Technical Training	Endo
Kapsaina ECD classroom	To provide standard infrastructure for ECD learners	1	Construction and equipping	3,000,000	CG	2018-2022	Department of Education & Technical Training	Lelan
Kibikos ECD classroom	To provide standard infrastructure for ECD learners	1	Construction and equipping	3,000,000	CG	2018-2022	Department of Education & Technical Training	Lelan
Kapkochur ECD classroom	To provide standard infrastructure for ECD learners	1	Construction and equipping	3,000,000	CG	2018-2022	Department of Education & Technical Training	Lelan
Mosongo ECD classroom	To provide standard infrastructure for ECD learners	1	Construction and equipping	3,000,000	CG	2018-2022	Department of Education & Technical Training	Lelan
Boroon ECD classroom	To provide standard infrastructure for ECD learners	1	Construction and equipping	3,000,000	CG	2018-2022	Department of Education & Technical Training	Lelan
Kabai ECD classroom	To provide standard	1	Construction and	3,000,000	CG	2018-2022	Department of	Lelan

Project Name/Location	Objectives	Targets	Description of Activities	Cost (Kshs.)	Source of funding	Time frame	Implementing Agency	Ward
	infrastructure for ECD learners		equipping				Education & Technical Training	
Kipkundul ECD classroom	To provide standard infrastructure for ECD learners	1	Construction and equipping	3,000,000	CG	2018-2022	Department of Education & Technical Training	Lelan
Kamasat ECD classroom	To provide standard infrastructure for ECD learners	1	Construction and equipping	3,000,000	CG	2018-2022	Department of Education & Technical Training	Lelan
Tembu ECD	To provide standard infrastructure for ECD learners	1	Construction and equipping	3,000,000	CG	2018-2022	Department of Education & Technical Training	Lelan
Kabaile ECD	To provide standard infrastructure for ECD learners	1	Construction and equipping	3,000,000	CG	2018-2022	Department of Education & Technical Training	Lelan
Suswemoi ECD classroom	To provide standard infrastructure for ECD learners	1	Construction and equipping	3,000,000	CG	2018-2022	Department of Education & Technical Training	Lelan
Tartar ECD classroom	To provide standard infrastructure for ECD learners	1	Construction and equipping	3,000,000	CG	2018-2022	Department of Education & Technical Training	Lelan
Kibirech VTC workshop	To provide standard training infrastructure for VTC trainees	2	Construction and equipping	18,000,000	CG	2018-2022	Department of Education & Technical Training	Lelan
Kibirech VTC dormitory	To provide conducive boarding facility for VTC trainees	1	Construction and equipping	5,100,000	CG	2018-2022	Department of Education & Technical Training	Lelan
Chemwania ECD classroom	To provide standard infrastructure for ECD learners	1	Construction and equipping	3,000,000	CG	2018-2022	Department of Education & Technical Training	Lelan
Kapirirsus ECD classroom	To provide standard infrastructure for ECD learners	1	Construction and equipping	3,000,000	CG	2018-2022	Department of Education & Technical Training	Metkei
Kapchorwa ECD classroom	To provide standard infrastructure for ECD learners	1	Construction and equipping	3,000,000	CG	2018-2022	Department of Education & Technical Training	Metkei
Chemaech ECD classroom	To provide standard infrastructure for ECD learners	1	Construction and equipping	3,000,000	CG	2018-2022	Department of Education & Technical Training	Metkei
Kamwosor ECD	To provide standard	1	Construction and	3,000,000	CG	2018-2022	Department of	Metkei

Project Name/Location	Objectives	Targets	Description of Activities	Cost (Kshs.)	Source of funding	Time frame	Implementing Agency	Ward
classroom	infrastructure for ECD learners		equipping				Education & Technical Training	
Kipchorwa ECD classroom	To provide standard infrastructure for ECD learners	1	Construction and equipping	3,000,000	CG	2018-2022	Department of Education & Technical Training	Metkei
Kapchorwa VTC workshop	To provide standard training infrastructure for VTC trainees	2	Construction and equipping	18,000,000	CG	2018-2022	Department of Education & Technical Training	Metkei
Equip ECD centres	To provide standard infrastructure for ECD learners	4	Equip classrooms with furniture	600,000	CG	2018-2022	Department of Education & Technical Training	Metkei
Kitonget ECD classroom	To provide standard infrastructure for ECD learners	1	Construction and equipping	3,000,000	CG	2018-2022	Department of Education & Technical Training	Moiben/ Kuserwo
Kapchepkoisir ECD	To provide land for ECD infrastructure		Purchase land	3,000,000	CG	2018-2022	Department of Education & Technical Training	Moiben/ Kuserwo
Mindililwo ECD	To provide land for ECD infrastructure		Purchase land	3,000,000	CG	2018-2022	Department of Education & Technical Training	Moiben/ Kuserwo
Chogoo ECD classroom	To provide standard infrastructure for ECD learners	1	Construction and equipping	3,000,000	CG	2018-2022	Department of Education & Technical Training	Moiben/ Kuserwo
Sitoton ECD classroom	To provide standard infrastructure for ECD learners	1	Construction and equipping	3,000,000	CG	2018-2022	Department of Education & Technical Training	Moiben/ Kuserwo
Jemunada ECD classroom	To provide standard infrastructure for ECD learners	1	Construction and equipping	3,000,000	CG	2018-2022	Department of Education & Technical Training	Moiben/ Kuserwo
Cheptulon ECD classroom	To provide standard infrastructure for ECD learners	1	Construction and equipping	3,000,000	CG	2018-2022	Department of Education & Technical Training	Moiben/ Kuserwo
Yemit ECD classroom	To provide standard infrastructure for ECD learners	1	Construction and equipping	3,000,000	CG	2018-2022	Department of Education & Technical Training	Moiben/ Kuserwo
Soiyo ECD classroom	To provide standard infrastructure for ECD learners	1	Construction and equipping	3,000,000	CG	2018-2022	Department of Education & Technical Training	Moiben/ Kuserwo
Chebiemit ECD	To provide standard	1	Construction and	3,000,000	CG	2018-2022	Department of	Moiben/

Project Name/Location	Objectives	Targets	Description of Activities	Cost (Kshs.)	Source of funding	Time frame	Implementing Agency	Ward
classroom	infrastructure for ECD learners		equipping				Education & Technical Training	Kuserwo
Sumbeywet ECD classroom	To provide standard infrastructure for ECD learners	1	Construction and equipping	3,000,000	CG	2018-2022	Department of Education & Technical Training	Moiben/ Kuserwo
Kwosiokwo ECD classroom	To provide standard infrastructure for ECD learners	1	Construction and equipping	3,000,000	CG	2018-2022	Department of Education & Technical Training	Moiben/ Kuserwo
Seret ECD classroom	To provide standard infrastructure for ECD learners	1	Construction and equipping	3,000,000	CG	2018-2022	Department of Education & Technical Training	Moiben/ Kuserwo
Kaptomut ECD classroom	To provide standard infrastructure for ECD learners	1	Construction and equipping	3,000,000	CG	2018-2022	Department of Education & Technical Training	Moiben/ Kuserwo
Chebara ECD classroom	To provide standard infrastructure for ECD learners	1	Construction and equipping	3,000,000	CG	2018-2022	Department of Education & Technical Training	Moiben/ Kuserwo
Chebara VTC workshop	To provide standard training infrastructure for VTC trainees	3	Construction and equipping	27,000,000	CG	2018-2022	Department of Education & Technical Training	Moiben/ Kuserwo
Equip ECD centres(Cheptongei,Cheptulon,Emkew,Kapkoros,Nerkwo,Kipkutee & Kilima)	To provide standard infrastructure for ECD learners	7	Equip classroom with furniture	1,400,00	CG	2018-2022	Department of Education & Technical Training	Moiben/ Kuserwo
Kiplegetet ECD classroom	To provide standard infrastructure for ECD learners	1	Construction and equipping	3,000,000	CG	2018-2022	Department of Education & Technical Training	Sengwer
Proposed Kapcherop ECD classroom	To provide standard infrastructure for ECD learners	1	Construction and equipping	3,000,000	CG	2018-2022	Department of Education & Technical Training	Sengwer
Silibwet ECD classroom	To provide standard infrastructure for ECD learners	1	Construction and equipping	3,500,000	CG	2018-2022	Department of Education & Technical Training	Sengwer
kaptarakwa ECD classroom	To provide standard infrastructure for ECD learners	1	Construction and equipping	3,000,000	CG	2018-2022	Department of Education & Technical Training	Sengwer
Rogor ECD classroom	To provide standard infrastructure for ECD	1	Construction and equipping	3,000,000	CG	2018-2022	Department of Education & Technical	Sengwer

Project Name/Location	Objectives	Targets	Description of Activities	Cost (Kshs.)	Source of funding	Time frame	Implementing Agency	Ward
	learners						Training	
Kipsoyo ECD classroom	To provide standard infrastructure for ECD learners	1	Construction and equipping	3,000,000	CG	2018-2022	Department of Education & Technical Training	Sengwer
Chelopchot ECD classroom	To provide standard infrastructure for ECD learners	1	Construction and equipping	3,000,000	CG	2018-2022	Department of Education & Technical Training	Sengwer
Kasaon ECD classroom	To provide standard infrastructure for ECD learners	1	Construction and equipping	3,000,000	CG	2018-2022	Department of Education & Technical Training	Sengwer
Acquisition of Land for Kaptingei ECD	To provide standard infrastructure for ECD learners	1	Construction and equipping	3,000,000	CG	2018-2022	Department of Education & Technical Training	Sengwer
Kaptapkiting ECD classroom	To provide standard infrastructure for ECD learners	1	Construction and equipping	3,000,000	CG	2018-2022	Department of Education & Technical Training	Sengwer
Koiywo ECD classroom	To provide standard infrastructure for ECD learners	1	Construction and equipping	3,000,000	CG	2018-2022	Department of Education & Technical Training	Sengwer
Kapchepsir ECD classroom	To provide standard infrastructure for ECD learners	1	Construction and equipping	3,000,000	CG	2018-2022	Department of Education & Technical Training	Sengwer
Chepnes ECD classroom	To provide standard infrastructure for ECD learners	1	Construction and equipping	3,000,000	CG	2018-2022	Department of Education & Technical Training	Sengwer
Kapkata ECD classroom	To provide standard infrastructure for ECD learners	1	Construction and equipping	3,000,000	CG	2018-2022	Department of Education & Technical Training	Sengwer
Kaplomwo ECD classroom	To provide standard infrastructure for ECD learners	1	Construction and equipping	3,000,000	CG	2018-2022	Department of Education & Technical Training	Sengwer
Kapkalany ECD classroom	To provide standard infrastructure for ECD learners	1	Construction and equipping	3,000,000	CG	2018-2022	Department of Education & Technical Training	Sengwer
Seum ECD classroom	To provide standard infrastructure for ECD learners	1	Construction and equipping	3,000,000	CG	2018-2022	Department of Education & Technical Training	Sengwer
Kabaranget ECD classroom	To provide standard infrastructure for ECD	1	Construction and equipping	3,000,000	CG	2018-2022	Department of Education & Technical	Sengwer

Project Name/Location	Objectives	Targets	Description of Activities	Cost (Kshs.)	Source of funding	Time frame	Implementing Agency	Ward
	learners						Training	
Kapcherop VTC workshop	To provide standard training infrastructure for VTC trainees	2	Construction and equipping	18,000,000	CG	2018-2022	Department of Education & Technical Training	Sengwer
Kalbul ECD classroom	To provide standard infrastructure for ECD learners	1	Construction and equipping	3,000,000	CG	2018-2022	Department of Education & Technical Training	Sengwer
Korober ECD classroom	To provide standard infrastructure for ECD learners	1	Construction and equipping	3,000,000	CG	2018-2022	Department of Education & Technical Training	Soy North
Epke ECD classroom	To provide standard infrastructure for ECD learners	1	Construction and equipping	3,000,000	CG	2018-2022	Department of Education & Technical Training	Soy North
Cheptebo ECD classroom	To provide standard infrastructure for ECD learners	1	Construction and equipping	3,000,000	CG	2018-2022	Department of Education & Technical Training	Soy North
Simit ECD classroom	To provide standard infrastructure for ECD learners	1	Construction and equipping	3,000,000	CG	2018-2022	Department of Education & Technical Training	Soy North
Sacha ECD classroom	To provide standard infrastructure for ECD learners	1	Construction and equipping	3,000,000	CG	2018-2022	Department of Education & Technical Training	Soy North
Walbei ECD classroom	To provide standard infrastructure for ECD learners	1	Construction and equipping	3,000,000	CG	2018-2022	Department of Education & Technical Training	Soy North
Kewane ECD classroom	To provide standard infrastructure for ECD learners	1	Construction and equipping	3,000,000	CG	2018-2022	Department of Education & Technical Training	Soy North
Kaptere ECD classroom	To provide standard infrastructure for ECD learners	1	Construction and equipping	3,000,000	CG	2018-2022	Department of Education & Technical Training	Soy North
Emsea ECD classroom	To provide standard infrastructure for ECD learners	1	Construction and equipping	3,000,000	CG	2018-2022	Department of Education & Technical Training	Soy North
Menone ECD classroom	To provide standard infrastructure for ECD learners	1	Construction and equipping	3,000,000	CG	2018-2022	Department of Education & Technical Training	Soy North
Chekobei ECD classroom	To provide standard infrastructure for ECD	1	Construction and equipping	3,000,000	CG	2018-2022	Department of Education & Technical	Soy North

Project Name/Location	Objectives	Targets	Description of Activities	Cost (Kshs.)	Source of funding	Time frame	Implementing Agency	Ward
	learners						Training	
Emis ECD classroom	To provide standard infrastructure for ECD learners	1	Construction and equipping	3,000,000	CG	2018-2022	Department of Education & Technical Training	Soy North
Equip ECD centres	To provide conducive learning environment for ECD learners.	3	Equipping class with furniture and learning material	600,000	CG	2018-2022	Department of Education & Technical Training	Soy North
Training of ECD Teachers	To improve effectiveness in delivery of ECD education	30	Training	300,000	CG	2018-2022	Department of Education & Technical Training	Soy North
Kamumbas VTC workshop	To provide standard training infrastructure for VTC trainees	2	Construction and equipping	18,000,000	CG	2018-2022	Department of Education & Technical Training	Soy North
Kiptebererwo ECD	To provide land for ECD infrastructure		Purchase of land	3,000,000	CG	2018-2022	Department of Education & Technical Training	Soy North
Chepyam ECD classroom	To provide standard infrastructure for ECD learners	1	Construction and equipping	3,000,000	CG	2018-2022	Department of Education & Technical Training	Soy North
Kapchilat ECD classroom	To provide standard infrastructure for ECD learners	1	Construction and equipping	3,000,000	CG	2018-2022	Department of Education & Technical Training	Soy North
Chugur ECD classroom	To provide standard infrastructure for ECD learners	1	Construction and equipping	3,000,000	CG	2018-2022	Department of Education & Technical Training	Sambirir
Tobogion ECD classroom	To provide standard infrastructure for ECD learners	1	Construction and equipping	3,000,000	CG	2018-2022	Department of Education & Technical Training	Sambirir
Chepkok ECD classroom	To provide standard infrastructure for ECD learners	1	Construction and equipping	3,000,000	CG	2018-2022	Department of Education & Technical Training	Sambirir
Kerbut ECD classroom	To provide standard infrastructure for ECD learners	1	Construction and equipping	3,000,000	CG	2018-2022	Department of Education & Technical Training	Sambirir
Metipso ECD classroom	To provide standard infrastructure for ECD learners	1	Construction and equipping	3,000,000	CG	2018-2022	Department of Education & Technical Training	Sambirir
Kaptora ECD classroom	To provide standard infrastructure for ECD	1	Construction and equipping	3,000,000	CG	2018-2022	Department of Education & Technical	Sambirir

Project Name/Location	Objectives	Targets	Description of Activities	Cost (Kshs.)	Source of funding	Time frame	Implementing Agency	Ward
	learners						Training	
Lukuget ECD classroom	To provide standard infrastructure for ECD learners	1	Construction and equipping	3,000,000	CG	2018-2022	Department of Education & Technical Training	Sambirir
Maina ECD classroom	To provide standard infrastructure for ECD learners	1	Construction and equipping	3,000,000	CG	2018-2022	Department of Education & Technical Training	Sambirir
Kimuren ECD classroom	To provide standard infrastructure for ECD learners	1	Construction and equipping	3,000,000	CG	2018-2022	Department of Education & Technical Training	Sambirir
Mogil ECD classroom	To provide standard infrastructure for ECD learners	1	Construction and equipping	3,000,000	CG	2018-2022	Department of Education & Technical Training	Sambirir
Tirap ECD classroom	To provide standard infrastructure for ECD learners	1	Construction and equipping	3,000,000	CG	2018-2022	Department of Education & Technical Training	Sambirir
Kakuto ECD classroom	To provide standard infrastructure for ECD learners	1	Construction and equipping	3,000,000	CG	2018-2022	Department of Education & Technical Training	Sambirir
Chesoi ECD classroom	To provide standard infrastructure for ECD learners	1	Construction and equipping	3,000,000	CG	2018-2022	Department of Education & Technical Training	Sambirir
Chemworor ECD classroom	To provide standard infrastructure for ECD learners	1	Construction and equipping	3,000,000	CG	2018-2022	Department of Education & Technical Training	Sambirir
Establishment of ECD school feeding programme	To improve nutrition for ECD learners	1000	Provision of food to ECD children	3,000,000	CG	2018-2022	Department of Education & Technical Training	Sambirir
Chesewew-vocational training center workshop	To provide standard training infrastructure for VTC trainees	2	Construction and equipping	18,000,000	CG	2018-2022	Department of Education & Technical Training	Sambirir
Completion of existing classrooms & fencing	To provide standard training infrastructure for VTC trainees	2	Construction and fencing	2,000,000	CG	2018-2022	Department of Education & Technical Training	Sambirir
Chesetan ECD classroom	To provide standard infrastructure for ECD learners	1	Construction and equipping	3,000,000	CG	2018-2022	Department of Education & Technical Training	Sambirir
Sabor ECD classroom	To provide standard infrastructure for ECD	1	Construction and equipping	3,000,000	CG	2018-2022	Department of Education & Technical	Kaptarak wa

Project Name/Location	Objectives	Targets	Description of Activities	Cost (Kshs.)	Source of funding	Time frame	Implementing Agency	Ward
	learners						Training	
Kaptarkok ECD classroom	To provide standard infrastructure for ECD learners	1	Construction and equipping	3,000,000	CG	2018-2022	Department of Education & Technical Training	Kaptarakwa
Chemarkach ECD classroom	To provide standard infrastructure for ECD learners	1	Construction and equipping	3,000,000	CG	2018-2022	Department of Education & Technical Training	Kaptarakwa
Kaptagat DEB ECD classroom	To provide standard infrastructure for ECD learners	1	Construction and equipping	3,000,000	CG	2018-2022	Department of Education & Technical Training	Kaptarakwa
Kiptulos ECD classroom	To provide standard infrastructure for ECD learners	1	Construction and equipping	3,000,000	CG	2018-2022	Department of Education & Technical Training	Kaptarakwa
Orapno ECD classroom	To provide standard infrastructure for ECD learners	1	Construction and equipping	3,000,000	CG	2018-2022	Department of Education & Technical Training	Kaptarakwa
Mokwo ECD classroom	To provide standard infrastructure for ECD learners	1	Construction and equipping	3,000,000	CG	2018-2022	Department of Education & Technical Training	Kaptarakwa
Kiebor ECD classroom	To provide standard infrastructure for ECD learners	1	Construction and equipping	3,000,000	CG	2018-2022	Department of Education & Technical Training	Kaptarakwa
Kaplogoi ECD classroom	To provide standard infrastructure for ECD learners	1	Construction and equipping	3,000,000	CG	2018-2022	Department of Education & Technical Training	Kaptarakwa
Chororget ECD classroom	To provide standard infrastructure for ECD learners	1	Construction and equipping	3,000,000	CG	2018-2022	Department of Education & Technical Training	Kaptarakwa
Matungen ECD classroom	To provide standard infrastructure for ECD learners	1	Construction and equipping	3,000,000	CG	2018-2022	Department of Education & Technical Training	Kaptarakwa
Kipkalwa feeder ECD classroom	To provide standard infrastructure for ECD learners	1	Construction and equipping	3,000,000	CG	2018-2022	Department of Education & Technical Training	Kaptarakwa
Kitany VTC Workshop	To provide standard training infrastructure for VTC trainees	2	Construction and equipping	18,000,000	CG	2018-2022	Department of Education & Technical Training	Kaptarakwa
Kitany VTC Dormitory	To provide conducive boarding facility for VTC	1	Construction and equipping	5,100,000	CG	2018-2022	Department of Education & Technical	Kaptarakwa

Project Name/Location	Objectives	Targets	Description of Activities	Cost (Kshs.)	Source of funding	Time frame	Implementing Agency	Ward
	trainees						Training	
Kitany VTC Admin Block	To provide conducive environment for administration	1	Construction works	2,500,000	CG	2018-2022	Department of Education & Technical Training	Kaptarakwa
Equip All ECDs in the Ward	To provide conducive learning environment for ECD learners	5	Equip classrooms with furnitue	2,500,000	CG	2018-2022	Department of Education & Technical Training	Kaptarakwa
Equip Tarakwo, Kipkermen & Chemurgoi	To provide conducive learning environment for ECD learners.	3	Equipping class with furniture and learning material	600,000	CG	2018-2022	Department of Education & Technical Training	Cheranganyy/Chebororwa
Tenden ECD classroom	To provide standard infrastructure for ECD learners	1	Construction and equipping	3,000,000	CG	2018-2022	Department of Education & Technical Training	Cheranganyy/Chebororwa
Kapchebit ECD classroom	To provide standard infrastructure for ECD learners	1	Construction and equipping	3,000,000	CG	2018-2022	Department of Education & Technical Training	Cheranganyy/Chebororwa
Kapkures ECD classroom	To provide standard infrastructure for ECD learners	1	Construction and equipping	3,000,000	CG	2018-2022	Department of Education & Technical Training	Cheranganyy/Chebororwa
Chepkawai ECD classroom	To provide standard infrastructure for ECD learners	1	Construction and equipping	3,000,000	CG	2018-2022	Department of Education & Technical Training	Cheranganyy/Chebororwa
Kabelyo ECD classroom	To provide standard infrastructure for ECD learners	1	Construction and equipping	3,000,000	CG	2018-2022	Department of Education & Technical Training	Cheranganyy/Chebororwa
Kemeloi ECD classroom	To provide standard infrastructure for ECD learners	1	Construction and equipping	3,000,000	CG	2018-2022	Department of Education & Technical Training	Cheranganyy/Chebororwa
Chebororwa ECD classroom	To provide standard infrastructure for ECD learners	1	Construction and equipping	3,000,000	CG	2018-2022	Department of Education & Technical Training	Cheranganyy/Chebororwa
Kaplataa ECD classroom	To provide standard infrastructure for ECD learners	1	Construction and equipping	3,000,000	CG	2018-2022	Department of Education & Technical Training	Cheranganyy/Chebororwa
Magoi ECD classroom	To provide standard infrastructure for ECD learners	1	Construction and equipping	3,000,000	CG	2018-2022	Department of Education & Technical Training	Cheranganyy/Chebororwa
Kiptaragoi ECD classroom	To provide standard infrastructure for ECD	1	Construction and equipping	3,000,000	CG	2018-2022	Department of Education & Technical	Cheranganyy/Chebo

Project Name/Location	Objectives	Targets	Description of Activities	Cost (Kshs.)	Source of funding	Time frame	Implementing Agency	Ward
	learners						Training	rorwa
Yatya ECD classroom	To provide standard infrastructure for ECD learners	1	Construction and equipping	3,000,000	CG	2018-2022	Department of Education & Technical Training	Cheranganyy/Chebororwa.
Kipkochirio ECD classroom	To provide standard infrastructure for ECD learners	1	Construction and equipping	3,000,000	CG	2018-2022	Department of Education & Technical Training	Cheranganyy/Chebororwa
Tiriya ECD classroom	To provide standard infrastructure for ECD learners	1	Construction and equipping	3,000,000	CG	2018-2022	Department of Education & Technical Training	Cheranganyy/Chebororwa
Kapchebit VTC workshop	To provide standard training infrastructure for VTC trainees	2	Construction and equipping	18,000,000	CG	2018-2022	Department of Education & Technical Training	Cheranganyy/Chebororwa
Chawis ECD classroom	To provide standard infrastructure for ECD learners	1	Construction and equipping	3,000,000	CG	2018-2022	Department of Education & Technical Training	Embobut
Kamogo ECD classsroom	To provide standard infrastructure for ECD learners	1	Construction and equipping	3,000,000	CG	2018-2022	Department of Education & Technical Training	Embobut
Wewo ECD classroom	To provide standard infrastructure for ECD learners	1	Construction and equipping	3,000,000	CG	2018-2022	Department of Education & Technical Training	Embobut
Chemisto ECD classroom	To provide standard infrastructure for ECD learners	1	Construction and equipping	3,000,000	CG	2018-2022	Department of Education & Technical Training	Embobut
Sitat VTC workshop	To provide standard training infrastructure for VTC trainees	2	Construction and equipping	18,000,000	CG	2018-2022	Department of Education & Technical Training	Embobut
Post primary ward bursary	To provide bursary to secondary & college students	250	Provision of bursary	2,500,000	CG	2018-2022	Department of Education & Technical Training	Embobut
Sangurur ECD classroom	To provide standard infrastructure for ECD learners	1	Construction and equipping	3,000,000	CG	2018-2022	Department of Education & Technical Training	Kapsowar
Kapsowar ECD classroom	To provide standard infrastructure for ECD learners	1	Construction and equipping	3,000,000	CG	2018-2022	Department of Education & Technical Training	Kapsowar
Kaptek ECD classroom	To provide standard infrastructure for ECD	1	Construction and equipping	3,000,000	CG	2018-2022	Department of Education & Technical	Kapsowar

Project Name/Location	Objectives	Targets	Description of Activities	Cost (Kshs.)	Source of funding	Time frame	Implementing Agency	Ward
	learners						Training	
Kabarar ECD classroom	To provide standard infrastructure for ECD learners	1	Construction and equipping	3,000,000	CG	2018-2022	Department of Education & Technical Training	Kapsowar
Kipsaiya ECD classroom	To provide standard infrastructure for ECD learners	1	Construction and equipping	3,000,000	CG	2018-2022	Department of Education & Technical Training	Kapsowar
Kiplabai VTC workshop	To provide standard training infrastructure for VTC trainees	2	Construction and equipping	18,000,000	CG	2018-2022	Department of Education & Technical Training	Kapsowar
Kiplabai VTC dormitory	To provide standard training infrastructure for VTC trainees	1	Construction and equipping	5100000	CG	2018-2022	Department of Education & Technical Training	Kapsowar
Kaptabuk ECD classroom	To provide standard infrastructure for ECD learners	1	Construction and equipping	3,000,000	CG	2018-2022	Department of Education & Technical Training	Kapsowar
Sinon ECD classroom	To provide standard infrastructure for ECD learners	1	Construction and equipping	3,000,000	CG	2018-2022	Department of Education & Technical Training	Kapsowar
Katgok ECD classroom	To provide standard infrastructure for ECD learners	1	Construction and equipping	3,000,000	CG	2018-2022	Department of Education & Technical Training	Kapsowar
Matira ECD classroom	To provide standard infrastructure for ECD learners	1	Construction and equipping	3,000,000	CG	2018-2022	Department of Education & Technical Training	Kapsowar
Kipsinot ECD classroom	To provide standard infrastructure for ECD learners	1	Construction and equipping	3,000,000	CG	2018-2022	Department of Education & Technical Training	Kapsowar
Kasubwa ECD classroom	To provide standard infrastructure for ECD learners	1	Construction and equipping	3,000,000	CG	2018-2022	Department of Education & Technical Training	Kapsowar
Kipsinot ECD classroom	To provide standard infrastructure for ECD learners	1	Construction and equipping	3,000,000	CG	2018-2022	Department of Education & Technical Training	Kapsowar
Kiplabai ECD classroom	To provide standard infrastructure for ECD learners	1	Construction and equipping	3,000,000	CG	2018-2022	Department of Education & Technical Training	Kapsowar
Kapchesewes ECD classroom	To provide standard infrastructure for ECD	1	Construction and equipping	3,000,000	CG	2018-2022	Department of Education & Technical	Kapsowar

Project Name/Location	Objectives	Targets	Description of Activities	Cost (Kshs.)	Source of funding	Time frame	Implementing Agency	Ward
	learners						Training	
ECD classroom at Siroch primary	To provide standard infrastructure for ECD learners	1	Construction and equipping	3,000,000	CG	2018-2022	Department of Education & Technical Training	Tambach
ECD classroom at Kaptel primary	To provide standard infrastructure for ECD learners	1	Construction and equipping	3,000,000	CG	2018-2022	Department of Education & Technical Training	Tambach
ECD classroom at Nyawa primary	To provide standard infrastructure for ECD learners	1	Construction and equipping	3,000,000	CG	2018-2022	Department of Education & Technical Training	Tambach
Moi Tambach primary ECD	To provide standard infrastructure for ECD learners	1	Construction and equipping	3,000,000	CG	2018-2022	Department of Education & Technical Training	Tambach
ECD classroom at Kewapsos primary	To provide standard infrastructure for ECD learners	1	Construction and equipping	3,000,000	CG	2018-2022	Department of Education & Technical Training	Tambach
ECD classroom at Emkong primary	To provide standard infrastructure for ECD learners	1	Construction and equipping	3,000,000	CG	2018-2022	Department of Education & Technical Training	Tambach
ECD classroom at Kapchebar primary	To provide standard infrastructure for ECD learners	1	Construction and equipping	3,000,000	CG	2018-2022	Department of Education & Technical Training	Tambach
ECD classroom at Kamogos	To provide standard infrastructure for ECD learners	1	Construction and equipping	3,000,000	CG	2018-2022	Department of Education & Technical Training	Tambach
ECD classroom at Kabore	To provide standard infrastructure for ECD learners	1	Construction and equipping	3,000,000	CG	2018-2022	Department of Education & Technical Training	Tambach
ECD classroom at Kessup	To provide standard infrastructure for ECD learners	1	Construction and equipping	3,000,000	CG	2018-2022	Department of Education & Technical Training	Tambach
ECD classroom at Kolol	To provide standard infrastructure for ECD learners	1	Construction and equipping	3,000,000	CG	2018-2022	Department of Education & Technical Training	Tambach
ECD classroom at Kaptomonger	To provide standard infrastructure for ECD learners	1	Construction and equipping	3,000,000	CG	2018-2022	Department of Education & Technical Training	Tambach
ECD classroom at Kaplis	To provide standard infrastructure for ECD	1	Construction and equipping	3,000,000	CG	2018-2022	Department of Education & Technical	Tambach

Project Name/Location	Objectives	Targets	Description of Activities	Cost (Kshs.)	Source of funding	Time frame	Implementing Agency	Ward
	learners						Training	
ECD classroom at Songeto	To provide standard infrastructure for ECD learners	1	Construction and equipping	3,000,000	CG	2018-2022	Department of Education & Technical Training	Tambach
Acquisition of land for Kapkerembe ECD	To provide land space for ECD infrastructure	1 acre	Purchase of Land	1,500,000	CG	2018-2022	Department of Education & Technical Training	Tambach
ECD classroom at Kipsabu	To provide standard infrastructure for ECD learners	1	Construction and equipping	3,000,000	CG	2018-2022	Department of Education & Technical Training	Tambach
Setek VTC workshop	To provide standard infrastructure for VTC learners	2	Construction and equipping	18,000,000	CG	2018-2022	Department of Education & Technical Training	Tambach
ECD Center of excellence at Nyawa primary	To provide standard infrastructure for ECD learners	1	Construction and equipping	3,000,000	CG	2018-2022	Department of Education & Technical Training	Tambach
Kabore ECD special unit	To provide standard infrastructure for ECD learners	1	Construction and equipping	3,000,000	CG	2018-2022	Department of Education & Technical Training	Tambach
Kaochumbi ECD classroom	To provide standard infrastructure for ECD learners	1	Construction and equipping	3,000,000	CG	2018-2022	Department of Education & Technical Training	Tambach
Kuriot ECD classroom	To provide standard infrastructure for ECD learners	1	Construction and equipping	3,000,000	CG	2018-2022	Department of Education & Technical Training	Tambach
ECD classroom at kamwako primary	To provide standard infrastructure for ECD learners	1	Construction and equipping	3,000,000	CG	2018-2022	Department of Education & Technical Training	Chepkorio
ECD classroom at Chepkorio primary	To provide standard infrastructure for ECD learners	1	Construction and equipping	3,000,000	CG	2018-2022	Department of Education & Technical Training	Chepkorio
ECD classroom at Senetwo primary	To provide standard infrastructure for ECD learners	1	Construction and equipping	3,000,000	CG	2018-2022	Department of Education & Technical Training	Chepkorio
Kamosok primary ECD	To provide standard infrastructure for ECD learners	1	Construction and equipping	3,000,000	CG	2018-2022	Department of Education & Technical Training	Chepkorio
Koptega primary ECD	To provide standard infrastructure for ECD	1	Construction and equipping	3,000,000	CG	2018-2022	Department of Education & Technical	Chepkorio

Project Name/Location	Objectives	Targets	Description of Activities	Cost (Kshs.)	Source of funding	Time frame	Implementing Agency	Ward
	learners						Training	
ECD classroom at Mosorto primary	To provide standard infrastructure for ECD learners	1	Construction and equipping	3,000,000	CG	2018-2022	Department of Education & Technical Training	Chepkorio
ECD classroom at Kapkesem primary	To provide standard infrastructure for ECD learners	1	Construction and equipping	3,000,000	CG	2018-2022	Department of Education & Technical Training	Chepkorio
Kabalwat primary ECD	To provide standard infrastructure for ECD learners	1	Construction and equipping	3,000,000	CG	2018-2022	Department of Education & Technical Training	Chepkorio
Mindililwo primary ECD	To provide standard infrastructure for ECD learners	1	Construction and equipping	3,000,000	CG	2018-2022	Department of Education & Technical Training	Chepkorio
Workshop at Chepkorio VTC	To provide standard infrastructure for VTC learners	2	Construction and equipping	18,000,000	CG	2018-2022	Department of Education & Technical Training	Chepkorio
Flax VTC -Twin Workshop construction	To provide standard infrastructure for VTC learners	2	Construction and equipping	18,000,000	CG	2018-2022	Department of Education & Technical Training	Chepkorio
Kapsawach primary ECD	To provide standard infrastructure for ECD learners	1	Construction and equipping	3,000,000	CG	2018-2022	Department of Education & Technical Training	Arror
Utwo primary ECD	To provide standard infrastructure for ECD learners	1	Construction and equipping	3,000,000	CG	2018-2022	Department of Education & Technical Training	Arror
ECD classrooms at Kipkener primary	To provide standard infrastructure for ECD learners	1	Construction and equipping	3,000,000	CG	2018-2022	Department of Education & Technical Training	Arror
Koitilial VTC dormitory	To provide boarding facility for VTC trainees	2		5,100,000	CG	2018-2022	Department of Education & Technical Training	Arror
Education Bursary	To provide bursary to students		Disbursement of TVET Scholarship	1,000,000	CG	2018-2022	Department of Education & Technical Training	Arror
Kokwab Bero ECD classroom	To provide standard infrastructure for ECD learners	1	Construction and equipping	3,000,000	CG	2018-2022	Department of Education & Technical Training	Arror
TVET Scholarship	To provide scholarship to TVET students	80	Disbursement of Bursary	4,000,000	CG	2018-2022	Department of Education & Technical	Arror

Project Name/Location	Objectives	Targets	Description of Activities	Cost (Kshs.)	Source of funding	Time frame	Implementing Agency	Ward
							Training	
Koitilial VTC Twin workshop	To provide standard infrastructure for VTC learners	2	Construction and equipping	18,000,000	CG	2018-2022	Department of Education & Technical Training	Arror
Munyek primary ECD	To provide standard infrastructure for ECD learners	1	Construction and equipping	3,000,000	CG	2018-2022	Department of Education & Technical Training	Soy South
Kabechei primary twin ECD	To provide standard infrastructure for ECD learners	1	Construction and equipping	3,000,000	CG	2018-2022	Department of Education & Technical Training	Soy South
Kewapwen primary ECD	To provide standard infrastructure for ECD learners	1	Construction and equipping	3,000,000	CG	2018-2022	Department of Education & Technical Training	Soy South
ECD classroom at Turesia primary	To provide standard infrastructure for ECD learners	1	Construction and equipping	3,000,000	CG	2018-2022	Department of Education & Technical Training	Soy South
ECD classroom at Ngobisi primary	To provide standard infrastructure for ECD learners	1	Construction and equipping	3,000,000	CG	2018-2022	Department of Education & Technical Training	Soy South
Kapsegut primary twin ECD	To provide standard infrastructure for ECD learners	1	Construction and equipping	3,000,000	CG	2018-2022	Department of Education & Technical Training	Soy South
Kibigor primary twin ECD	To provide standard infrastructure for ECD learners	1	Construction and equipping	3,000,000	CG	2018-2022	Department of Education & Technical Training	Soy South
Molol primary twin ECD	To provide standard infrastructure for ECD learners	1	Construction and equipping	3,000,000	CG	2018-2022	Department of Education & Technical Training	Soy South
Teber primary twin ECD	To provide standard infrastructure for ECD learners	1	Construction and equipping	3,000,000	CG	2018-2022	Department of Education & Technical Training	Soy South
Waon primary twin ECD	To provide standard infrastructure for ECD learners	1	Construction and equipping	3,000,000	CG	2018-2022	Department of Education & Technical Training	Soy South
Kapkono ECD Centre	To provide standard infrastructure for ECD learners	1	Construction and equipping	3,000,000	CG	2018-2022	Department of Education & Technical Training	Soy South
Chepsirei primary ECD Center	To provide standard infrastructure for ECD	1	Construction and equipping	3,000,000	CG	2018-2022	Department of Education & Technical	Soy South

Project Name/Location	Objectives	Targets	Description of Activities	Cost (Kshs.)	Source of funding	Time frame	Implementing Agency	Ward
	learners						Training	
ECD Center at Kapawa primary	To provide standard infrastructure for ECD learners	1	Construction and equipping	3,000,000	CG	2018-2022	Department of Education & Technical Training	Soy South
Enego ECD Centre	To provide standard infrastructure for ECD learners	1	Construction and equipping	3,000,000	CG	2018-2022	Department of Education & Technical Training	Soy South
Mugomet primary twin ECD	To provide standard infrastructure for ECD learners	1	Construction and equipping	3,000,000	CG	2018-2022	Department of Education & Technical Training	Soy South
Post primary ward bursary	To provide bursary to secondary & college students	330	Provision of bursary	3,300,000	CG	2018-2022	Department of Education & Technical Training	Soy South
Tinonei primary	To provide standard infrastructure for ECD learners	1	Construction and equipping	3,000,000	CG	2018-2022	Department of Education & Technical Training	Kabiemit
Kapchebelel primary twin ECD	To provide standard infrastructure for ECD learners	1	Construction and equipping	3,000,000	CG	2018-2022	Department of Education & Technical Training	Kabiemit
Tulwobei primary ECD	To provide standard infrastructure for ECD learners	1	Construction and equipping	3,000,000	CG	2018-2022	Department of Education & Technical Training	Kabiemit
Tambul VTC workshop	To provide standard infrastructure for VTC learners	2	Construction and equipping	18,000,000	CG	2018-2022	Department of Education & Technical Training	Kabiemit
Ketigoi ECD classroom	To provide standard infrastructure for ECD learners	1	Construction and equipping	3,000,000	CG	2018-2022	Department of Education & Technical Training	Kabiemit
Kipkabus Forest primary twin ECD	To provide standard infrastructure for ECD learners	1	Construction and equipping	3,000,000	CG	2018-2022	Department of Education & Technical Training	Kabiemit
Kapsowek primary ECD	To provide standard infrastructure for ECD learners	1	Construction and equipping	3,000,000	CG	2018-2022	Department of Education & Technical Training	Kabiemit
Kipriria primary twin ECD	To provide standard infrastructure for ECD learners	1	Construction and equipping	3,000,000	CG	2018-2022	Department of Education & Technical Training	Kabiemit
Lolgarini primary twin ECD	To provide standard infrastructure for ECD	1	Construction and equipping	3,000,000	CG	2018-2022	Department of Education & Technical	Kabiemit

Project Name/Location	Objectives	Targets	Description of Activities	Cost (Kshs.)	Source of funding	Time frame	Implementing Agency	Ward
	learners						Training	
Kimwogo primary twin ECD	To provide standard infrastructure for ECD learners	1	Construction and equipping	3,000,000	CG	2018-2022	Department of Education & Technical Training	Kabiemit
Poywech primary twin ECD	To provide standard infrastructure for ECD learners	1	Construction and equipping	3,000,000	CG	2018-2022	Department of Education & Technical Training	Kabiemit
Chepketeret primary twin ECD	To provide standard infrastructure for ECD learners	1	Construction and equipping	3,000,000	CG	2018-2022	Department of Education & Technical Training	Kabiemit
Mambai Feeder primary twin ECD	To provide standard infrastructure for ECD learners	1	Construction and equipping	3,000,000	CG	2018-2022	Department of Education & Technical Training	Kabiemit

Health, Water and Sanitation Sector

Health and Sanitation

Table 82: Health and Sanitation Proposed Projects

Project Name/Location	Objectives	Description of Activities	Targets	Cost (Kshs.)	Source of funding	Time frame	Implementing Agency	Sub Location	Wards
Kapkata Dispensary	Improve waste management	Septic tank construction	1	800,000	CG	2018-2022	Department of Health & Sanitation	kapchemuta	Arror
	Create conducive environment	Waiting bay	1	500,000	CG	2018-2022	Department of Health & Sanitation	kapchemuta	
	Improve mobility	Motorbike,	1	400,000	CG	2018-2022	Department of Health & Sanitation	kapchemuta	
	Improve waste management	Incinerator	1	800,000	CG	2018-2022	Department of Health & Sanitation	kapchemuta	
	Provide diagnostic services	Lab construction	1	1,500,000	CG	2018-2022	Department of Health & Sanitation	kapchemuta	
	Create conducive environment	Land extension	1	2,000,000	CG	2018-2022	Department of Health & Sanitation	kapchemuta	
Kapchemuta Dispensary	Improve skilled delivery	Equipping of maternity	1	2,500,000	CG	2018-2022	Department of Health & Sanitation	Koitilial	
	Improve waste management	Incinerator	1	800,000	CG	2018-2022	Department of Health & Sanitation	Koitilial	
	Improve waste management	septic tank construction	1	800,000	CG	2018-2022	Department of Health & Sanitation	Koitilial	
	Demarcation of land	Fencing of facility land	1	500,000	CG	2018-2022	Department of Health & Sanitation	Koitilial	
	Create conducive environment	Land extension	1	2,000,000	CG	2018-2022	Department of Health & Sanitation	Koitilial	
	Motivate staff	Staff house 2 bedroom single	1	2,000,000	CG	2018-2022	Department of Health & Sanitation	Koitilial	
	Improve service delivery	Construction of wards	1	5,000,000	CG	2018-2022	Department of Health & Sanitation	Koitilial	
	Provide hearse services	Construction of morgue	1	500,000	CG	2018-2022	Department of Health & Sanitation	Koitilial	
	Improve hearse services	Equipping of morgue	1	5,000,000	CG	2018-2022	Department of Health & Sanitation	Koitilial	
Tunyo	Improve skilled	Equipping of maternity	1	2,000,000	CG	2018-2022	Department of Health	Chepkum	

Project Name/Location	Objectives	Description of Activities	Targets	Cost (Kshs.)	Source of funding	Time frame	Implementing Agency	Sub Location	Wards
Dispensary	delivery						&Sanitation		
	Improve waste management	Septic tank	1	800,000	CG	2018-2022	Department of Health & Sanitation	Chepkum	
	Provision of essential services	equipping (Assorted medical equipment)	1	2,000,000	CG	2018-2022	Department of Health & Sanitation	Chepkum	
	Emergency service provision	purchase of ambulance	1	4,000,000	CG	2018-2022	Department of Health & Sanitation	Chepkum	
	Improve waste management	septic tank construction	1	800,000	CG	2018-2022	Department of Health & Sanitation	Chepkum	
Kilos dispensary	Motivate staff	Construction of staff houses 2 bedrooms single	1	2,000,000	CG	2018-2022	Department of Health & Sanitation	Kilos	
	Improve waste management	Incinerator	1	800,000	CG	2018-2022	Department of Health & Sanitation	Kilos	
	Improve waste management	septic tank	1	800,000	CG	2018-2022	Department of Health & Sanitation	Kilos	
	Provision of essential services	Assorted medical equipment	1	2,000,000	CG	2018-2022	Department of Health & Sanitation	Kilos	
	Demarcation of land	Fencing of land	1	2,000,000	CG	2018-2022	Department of Health & Sanitation	Kilos	
Medical Screening	Early detection of diseases	Screening for non-communicable diseases	1	2,000,000	CG	2018-2022	Department of Health & Sanitation	Entire ward	
Community Health Strategy	Improve mobility	Motorbikes	2	400,000	CG	2018-2022	Department of Health & Sanitation	Arror	
	Strengthen community units	CHV equipment's and motivation	20CHVs	1,000,000	CG	2018-2022	Department of Health & Sanitation	Arror	
	Prevent diseases	IRS and other public Health chemicals	1	1,000,000	CG	2018-2022	Department of Health & Sanitation	Arror	
Chepkorio health center	Improve infrastructure	renovation	1	2,000,000	CG	2018-2022	Department of Health & Sanitation	Chepkorio	Chepkorio
	Provide essential services	Assorted medical equipment	1	2,000,000	CG	2018-2022	Department of Health & Sanitation	Chepkorio	
	Emergency service provision	purchase of ambulance	1	4,000,000	CG	2018-2022	Department of Health & Sanitation	Chepkorio	
	Improve commodity management	Build sub-county drug store	1	3,000,000	CG	2018-2022	Department of Health & Sanitation	Chepkorio	
Flax dispensary	Improve infrastructure	Renovation	1	2,000,000	CG	2018-2022	Department of Health & Sanitation	Flax	
	Improve mobility	Motorbikes	2	400,000	CG	2018-2022	Department of Health	Flax	

Project Name/Location	Objectives	Description of Activities	Targets	Cost (Kshs.)	Source of funding	Time frame	Implementing Agency	Sub Location	Wards
		chemicals					&Sanitation		
Chebororwa Health Centre	Create conducive environment	OPD unit	1	5,000,000	CG	2018-2022	Department of Health & Sanitation	Kabelio	Cherangany/Chebororwa
	Provide essential services	Assorted medical equipment	1	2,000,000	CG	2018-2022	Department of Health & Sanitation	Kabelio	
	Motivate staff	Staff houses duplex	1	3,800,000	CG	2018-2022	Department of Health & Sanitation	Kabelio	
	Provide diagnostic services	Laboratory	1	5,000,000	CG	2018-2022	Department of Health & Sanitation	Kabelio	
	Improve diagnostic services	Lab equipment	1	5,000,000	CG	2018-2022	Department of Health & Sanitation	Kabelio	
Tenden dispensary	Motivate staff	Staff houses duplex	1	3,800,000	CG	2018-2022	Department of Health & Sanitation	Tenden	
	Provide essential services	OPD unit	1	2,500,000	CG	2018-2022	Department of Health & Sanitation	Tenden	
	Provide essential services	Assorted medical equipment	1	2,000,000	CG	2018-2022	Department of Health & Sanitation	Tenden	
	Improve skilled delivery	Maternity construction	1	1,500,000	CG	2018-2022	Department of Health & Sanitation	Tenden	
	Improve skilled delivery	Maternity equipment's	1	2,500,000	CG	2018-2022	Department of Health & Sanitation	Tenden	
	Improve infrastructure	Inpatient Wards	1	5,000,000	CG	2018-2022	Department of Health & Sanitation	Tenden	
Kondabilet Dispensary	Motivate staff	Construction of staff houses (duplex)	1	3,800,000	CG	2018-2022	Department of Health & Sanitation	Kondabilet	
	Provide essential services	OPD unit	1	2,500,000	CG	2018-2022	Department of Health & Sanitation	Kondabilet	
	Improve service delivery	Assorted medical equipment	1	2,000,000	CG	2018-2022	Department of Health & Sanitation	Kondabilet	
	Improve skilled delivery	Maternity	1	1,500,000	CG	2018-2022	Department of Health & Sanitation	Kondabilet	
	Improve skilled delivery	Maternity equipment's	1	2,500,000	CG	2018-2022	Department of Health & Sanitation	Kondabilet	
	Improve service delivery	Inpatient Wards	2	5,000,000	CG	2018-2022	Department of Health & Sanitation	Kondabilet	
Lochin dispensary	Improve service delivery	Construction of Lochin Dispensary (ongoing)	1	-	CG	2018-2022	Department of Health & Sanitation	Kamanin	
	Provide essential	Assorted medical equipment's	1	2,000,000	CG	2018-2022	Department of Health	Kamanin	

Project Name/Location	Objectives	Description of Activities	Targets	Cost (Kshs.)	Source of funding	Time frame	Implementing Agency	Sub Location	Wards
	services						&Sanitation		
Yatoi Dispensary	Improve infrastructure	Renovation	1	2,000,000	CG	2018-2022	Department of Health & Sanitation	Kipkundul	
	Provide essential services	Assorted medical equipment's	1	2,000,000	CG	2018-2022	Department of Health & Sanitation	Kipkundul	
Kaptiony Dispensary	Improve infrastructure	Renovation	1	2,000,000	CG	2018-2022	Department of Health & Sanitation	Kaptiony	
	Provide essential services	Assorted medical equipment's	1	2,000,000	CG	2018-2022	Department of Health & Sanitation	Kaptiony	
Busieso Dispensary	Improve infrastructure	Renovation	1	2,000,000	CG	2018-2022	Department of Health & Sanitation	Busieso	
	Provide essential services	Assorted medical equipment's	1	2,000,000	CG	2018-2022	Department of Health & Sanitation	Busieso	
Koitugum Dispensary	Improve infrastructure	Renovation	1	2,000,000	CG	2018-2022	Department of Health & Sanitation	Busieso	
	Provide essential services	Assorted medical equipment's	1	2,000,000	CG	2018-2022	Department of Health & Sanitation	Koitugum	
Medical Screening	Early detection of diseases	Screening for non-communicable diseases	1	2,000,000	CG	2018-2022	Department of Health & Sanitation	Entire ward	
Cherangany Ward	Improve mobility	Motorbikes	3	1,200,000	CG	2018-2022	Department of Health & Sanitation	All sub locations	
	Strengthen community units	CHV equipment's and motivation	30CHVs	1,000,000	CG	2018-2022	Department of Health & Sanitation	All sub locations	
	Prevent diseases	IRS and other public Health chemicals	1	1,000,000	CG	2018-2022	Department of Health & Sanitation	All sub locations	
Mungwa Dispensary	Offer essential services	Upgrading of Mungwa dispensary to Health centre	1	-	CG	2018-2022	Department of Health & Sanitation	Kipchumwa	Embobut/ Embolot
	Improve infrastructure	OPD unit	1	2,500,000	CG	2018-2022	Department of Health & Sanitation	Kipchumwa	
	Offer essential services	Assorted medical equipment	1	2,000,000	CG	2018-2022	Department of Health & Sanitation	Kipchumwa	
	Improve skilled delivery	Maternity	1	1,500,000		2018-2022	Department of Health & Sanitation	Kipchumwa	
	Improve skilled delivery	Maternity equipment's	1	2,500,000	CG	2018-2022	Department of Health & Sanitation	Kipchumwa	
	Offer inpatient services	Inpatient Wards	1	5,000,000		2018-2022	Department of Health & Sanitation	Kipchumwa	
	Motivation of staff	Construction of staff houses	1	3,800,000	CG	2018-2022	Department of Health	Kipchumwa	

Project Name/Location	Objectives	Description of Activities	Targets	Cost (Kshs.)	Source of funding	Time frame	Implementing Agency	Sub Location	Wards
	services						&Sanitation		
Yatoi Dispensary	Improve infrastructure	Renovation	1	2,000,000	CG	2018-2022	Department of Health & Sanitation	Kipkundul	
	Provide essential services	Assorted medical equipment's	1	2,000,000	CG	2018-2022	Department of Health & Sanitation	Kipkundul	
Kaptiony Dispensary	Improve infrastructure	Renovation	1	2,000,000	CG	2018-2022	Department of Health & Sanitation	Kaptiony	
	Provide essential services	Assorted medical equipment's	1	2,000,000	CG	2018-2022	Department of Health & Sanitation	Kaptiony	
Busieso Dispensary	Improve infrastructure	Renovation	1	2,000,000	CG	2018-2022	Department of Health & Sanitation	Busieso	
	Provide essential services	Assorted medical equipment's	1	2,000,000	CG	2018-2022	Department of Health & Sanitation	Busieso	
Koitugum Dispensary	Improve infrastructure	Renovation	1	2,000,000	CG	2018-2022	Department of Health & Sanitation	Busieso	
	Provide essential services	Assorted medical equipment's	1	2,000,000	CG	2018-2022	Department of Health & Sanitation	Koitugum	
Medical Screening	Early detection of diseases	Screening for non-communicable diseases	1	2,000,000	CG	2018-2022	Department of Health & Sanitation	Entire ward	
Cherangany Ward	Improve mobility	Motorbikes	3	1,200,000	CG	2018-2022	Department of Health & Sanitation	All sub locations	
	Strengthen community units	CHV equipment's and motivation	30CHVs	1,000,000	CG	2018-2022	Department of Health & Sanitation	All sub locations	
	Prevent diseases	IRS and other public Health chemicals	1	1,000,000	CG	2018-2022	Department of Health & Sanitation	All sub locations	
Mungwa Dispensary	Offer essential services	Upgrading of Mungwa dispensary to Health centre	1	-	CG	2018-2022	Department of Health & Sanitation	Kipchumwa	Embobut/ Embolot
	Improve infrastructure	OPD unit	1	2,500,000	CG	2018-2022	Department of Health & Sanitation	Kipchumwa	
	Offer essential services	Assorted medical equipment	1	2,000,000	CG	2018-2022	Department of Health & Sanitation	Kipchumwa	
	Improve skilled delivery	Maternity	1	1,500,000		2018-2022	Department of Health & Sanitation	Kipchumwa	
	Improve skilled delivery	Maternity equipment's	1	2,500,000	CG	2018-2022	Department of Health & Sanitation	Kipchumwa	
	Offer inpatient services	Inpatient Wards	1	5,000,000		2018-2022	Department of Health & Sanitation	Kipchumwa	
	Motivation of staff	Construction of staff houses	1	3,800,000	CG	2018-2022	Department of Health	Kipchumwa	

Project Name/Location	Objectives	Description of Activities	Targets	Cost (Kshs.)	Source of funding	Time frame	Implementing Agency	Sub Location	Wards
		(duplex)					&Sanitation		
	Improve infrastructure	Renovation of laboratory	1	2,000,000	CG	2018-2022	Department of Health & Sanitation	Kipchumwa	
Kamogo Health Centre	Offer essential services	Upgrading Kamogo health centre to Ward referral	1	-	CG	2018-2022	Department of Health & Sanitation	Kaitamoi	
Kamogo Health Centre as Model Health Centre	Improve infrastructure	OPD unit	1	2,500,000	CG	2018-2022	Department of Health & Sanitation	Kaitamoi	
	Offer essential services	Assorted medical equipment	1	2,000,000	CG	2018-2022	Department of Health & Sanitation	Kaitamoi	
	Improve skilled delivery	Maternity improvement	1	1,500,000	CG	2018-2022	Department of Health & Sanitation	Kaitamoi	
	Improve skilled delivery	Maternity equipment's	1	2,500,000	CG	2018-2022	Department of Health & Sanitation	Kaitamoi	
	Motivation of staff	Construction of staff houses (duplex)	1	3,800,000	CG	2018-2022	Department of Health & Sanitation	Kaitamoi	
	Offer inpatient services	Inpatient Wards	1	5,000,000	CG	2018-2022	Department of Health & Sanitation	Kaitamoi	
	Improved infrastructure	Renovation	1	2,000,000	CG	2018-2022	Department of Health & Sanitation	Kaitamoi	
Maron Marichor Dispensary	Offer essential services	Improve Maron/Marichor dispensary		-	CG	2018-2022	Department of Health & Sanitation	Maron	
	Improved infrastructure	Renovation	1	2,000,000	CG	2018-2022	Department of Health & Sanitation	Maron	
	Offer essential services	Assorted medical equipment	1	2,000,000	CG	2018-2022	Department of Health & Sanitation	Maron	
Kapchebau Dispensary	Improved infrastructure	Construct facility	1	2,500,000	CG	2018-2022	Department of Health & Sanitation	Maron	
	Improve mobility for community units	Motorbikes	3	400,000	CG	2018-2022	Department of Health & Sanitation	Maron	
	Provide emergency services	Purchase of ambulance	1	3,000,000	CG	2018-2022	Department of Health & Sanitation	Maron	
Medical Screening	Early detection of diseases	Screening for non-communicable diseases	1	2,000,000	CG	2018-2022	Department of Health & Sanitation	Entire ward	
Community Health services	Improve mobility for community units	Motorbikes	3	400,000	CG	2018-2022	Department of Health & Sanitation	All sub locations	
	Strengthen community units	CHV equipment's and motivation	30CHVs	3,000,000	CG	2018-2022	Department of Health & Sanitation	All sub locations	
Public Health	Prevent diseases	IRS and other public Health	3	3,000,000	CG	2018-2022	Department of Health	All sub locations	

Project Name/Location	Objectives	Description of Activities	Targets	Cost (Kshs.)	Source of funding	Time frame	Implementing Agency	Sub Location	Wards
		chemicals					&Sanitation		
Chegilet H/C	Provide Essential Services	Construct OPD	1	2,500,000	CG	2018-2022	Department of Health & Sanitation	Chegilet	Emsoo
	Improve waste management	Septic tank	1	800,000	CG	2018-2022	Department of Health & Sanitation	Chegilet	
	Motivate staff	Staff quarters duplex	1	3,800,000	CG	2018-2022	Department of Health & Sanitation	Chegilet	
	Improve infrastructure	Kitchen	1	3,000,000	CG	2018-2022	Department of Health & Sanitation	Chegilet	
	Provide emergency medical services	Baby units (maternity equipment's)	1	2,500,000	CG	2018-2022	Department of Health & Sanitation	Chegilet	
	Provide specialized services	Medical ward equipment		2,000,000	CG	2018-2022	Department of Health & Sanitation	Chegilet	
	Provide specialized services	Pediatric ward	1	5,000,000	CG	2018-2022	Department of Health & Sanitation	Chegilet	
	Provide Hearse services	Mortuary	1	5,000,000	CG	2018-2022	Department of Health & Sanitation	Chegilet	
Kamoingon Dispensary	Provide diagnostic services	Construction of laboratory	1	1,500,000	CG	2018-2022	Department of Health & Sanitation	Kamoingon	
	Enhancing security	Fencing fo facility land	1	1,000,000	CG	2018-2022	Department of Health & Sanitation	Kamoingon	
	Provide essential services	Purchase of assorted medical equipment	1	2,000,000	CG	2018-2022	Department of Health & Sanitation	Kamoingon	
Kaptum dispensary	Create conducive environment	Purchase of land	1	2,000,000	CG	2018-2022	Department of Health & Sanitation	Kaptum	
	Improve skilled delivery	Staff toilets	1	600,000	CG	2018-2022	Department of Health & Sanitation	Kaptum	
	Improve waste management	Incinerator	1	800,000	CG	2018-2022	Department of Health & Sanitation	Kaptum	
	Improve infection prevention	Sterilizing machine		500,000	CG	2018-2022	Department of Health & Sanitation	Kaptum	
	Provide diagnostic services	Construction of Laboratory	1	1,500,000	CG	2018-2022	Department of Health & Sanitation	Kaptum	
	Improve Maternal and child health	Construction of MCH/FP (OPD)	1	2,500,000	CG	2018-2022	Department of Health & Sanitation	Kaptum	
	Motivate staff	Staff quarters (2 bedroom, single)	1	2,000,000	CG	2018-2022	Department of Health & Sanitation	Kaptum	
Kapchelal H/C	Create conducive	Land extension	1	2,000,000	CG	2018-2022	Department of Health	Kapchelal	

Project Name/Location	Objectives	Description of Activities	Targets	Cost (Kshs.)	Source of funding	Time frame	Implementing Agency	Sub Location	Wards
	environment						&Sanitation		
	Provide inpatient services	Inpatient ward	1	5,000,000	CG	2018-2022	Department of Health & Sanitation	Kapchelal	
	Improve infrastructure	Kitchen construction	1	3,000,000	CG	2018-2022	Department of Health & Sanitation	Kapchelal	
	Improve waste management	Staff toilets 2 doors	1	600,000	CG	2018-2022	Department of Health & Sanitation	Kapchelal	
	Improve waste management	Incinerator	1	800,000	CG	2018-2022	Department of Health & Sanitation	Kapchelal	
	Improve sanitation	Construction of Laundry	1	1,500,000	CG	2018-2022	Department of Health & Sanitation	Kapchelal	
	Provide Diagnostic services	Equipping of lab	1	1,500,000	CG	2018-2022	Department of Health & Sanitation	Kapchelal	
	Improve skilled delivery	Incubator maternity	1	500,000	CG	2018-2022	Department of Health & Sanitation	Kapchelal	
Kabulwo dispensary	Improve skilled delivery	Maternity Wing	1	5,000,000	CG	2018-2022	Department of Health & Sanitation	Kabulwa	
	delivery	Maternity equipment	1	2,500,000	CG	2018-2022	Department of Health & Sanitation	Kabulwa	
	Provide essential services	OPD equipment	1	2,000,000	CG	2018-2022	Department of Health & Sanitation	Kabulwa	
	Improve Infection Prevention	Autoclave machine/ sterilizing machine		300,000	CG	2018-2022	Department of Health & Sanitation	Kabulwa	
Kibendo Dispensary	Improve waste management	Septic tank	1	800,000	CG	2018-2022	Department of Health & Sanitation	Kibendo	
	Motivate staff	Staff houses (2 bedroom single)	1	2,000,000	CG	2018-2022	Department of Health & Sanitation	Kibendo	
	Improve sanitation	Staff toilets	1	600,000	CG	2018-2022	Department of Health & Sanitation	Kibendo	
	Improve waste management	Incinerator		800,000	CG	2018-2022	Department of Health & Sanitation	Kibendo	
Kipkulot Dispensary	Improve accessibility	Construction of OPD	1	2,500,000	CG	2018-2022	Department of Health & Sanitation	Kipkulot	
Medical Screening	Early detection of diseases	Screening for non-communicable diseases	1	2,000,000	CG	2018-2022	Department of Health & Sanitation	Entire ward	
Kokwao Dispensary	Improve accessibility	Procurement of lab. equipment's	1	2,500,000	CG	2018-2022	Department of Health & Sanitation	Kokwao	
	Provide basic services	Construction of facility	1	2,500,000	CG	2018-2022	Department of Health	Kokwao	

Project Name/Location	Objectives	Description of Activities	Targets	Cost (Kshs.)	Source of funding	Time frame	Implementing Agency	Sub Location	Wards
							&Sanitation		
Kaparon Health Centre	Improve skilled delivery	Maternity completion	1	1,000,000	CG	2018-2022	Department of Health & Sanitation	Marich	Endo
	Improve skilled delivery	Maternity equipment	1	2,500,000	CG	2018-2022	Department of Health & Sanitation	Marich	
	Improved waste management	Septic tanks	1	800,000	CG	2018-2022	Department of Health & Sanitation	Marich	
Tot Sub County Hospital	Improve maternal health	Modern maternity	1	8,000,000	CG	2018-2022	Department of Health & Sanitation	Sibow	
	Improve diagnostic services	Laboratory constructed and Equipped	1	10,000,000	CG	2018-2022	Department of Health & Sanitation	Sibow	
	Improve emergency services	Accident and Emergency Unit	1	5,000,000	CG	2018-2022	Department of Health & Sanitation	Sibow	
	Offer sanitation services	Ablution block	1	3,000,000	CG	2018-2022	Department of Health & Sanitation	Sibow	
	Improve facility security	Fence and Gate	1	1,000,000	CG	2018-2022	Department of Health & Sanitation	Sibow	
	Enhance infection prevention	Laundry	1	3,000,000	CG	2018-2022	Department of Health & Sanitation	Sibow	
	Improve facility services	Renovation of facility	1	5,000,000	CG	2018-2022	Department of Health & Sanitation	Sibow	
Malkich Dispensary	Improve skilled delivery	Equipping maternity	1	2,500,000	CG	2018-2022	Department of Health & Sanitation	Kisiwei	
	Improved waste management	Patient toilets	1	1,000,000	CG	2018-2022	Department of Health & Sanitation	Kisiwei	
	Demarcation of land	Fencing	1	500,000	CG	2018-2022	Department of Health & Sanitation	Kisiwei	
	Improved waste management	Incinerator	1	800,000	CG	2018-2022	Department of Health & Sanitation	Kisiwei	
Kabetwa Dispensary	Improve skilled delivery	Completion of maternity	1	1,000,000	CG	2018-2022	Department of Health & Sanitation	Olot	
	Improved waste management	Patient toilets	1	1,000,000	CG	2018-2022	Department of Health & Sanitation	Olot	
	Motivated staff	Construction of staff houses (duplex)	1	3,800,000	CG	2018-2022	Department of Health & Sanitation	Olot	
	Improve infrastructure	OPD unit	1	2,500,000	CG	2018-2022	Department of Health & Sanitation	Olot	
	Improve services	Construction of kitchen	1	1,500,000	CG	2018-2022	Department of Health	Olot	

Project Name/Location	Objectives	Description of Activities	Targets	Cost (Kshs.)	Source of funding	Time frame	Implementing Agency	Sub Location	Wards
							&Sanitation		
	Improved waste management	Incinerator	1	800,000	CG	2018-2022	Department of Health & Sanitation	Olot	
Chechan Dispensary	Offer diagnostic services	Construction of laboratory	1	1,500,000	CG	2018-2022	Department of Health & Sanitation	Muruber	
	Offer diagnostic services	Equipping Lab	1	1,500,000	CG	2018-2022	Department of Health & Sanitation	Muruber	
	Improved infrastructure	Gate	1	500,000	CG	2018-2022	Department of Health & Sanitation	Muruber	
	Improved infrastructure	Construction of incinerator	1	800,000	CG	2018-2022	Department of Health & Sanitation	Muruber	
Liter Dispensary	Improved infrastructure	Renovation of existing buildings	1	2,000,000	CG	2018-2022	Department of Health & Sanitation	Kaben	
Community Health services	Improve mobility for community units	Motorbikes	3	400,000	CG	2018-2022	Department of Health & Sanitation	All sub locations	
	Strengthen community units	CHV equipment's and motivation	30CHVs	3,000,000	CG	2018-2022	Department of Health & Sanitation	All sub locations	
Public Health	Prevent diseases	IRS and other public Health chemicals	3	3,000,000	CG	2018-2022	Department of Health & Sanitation	All sub locations	
Kocholwo sub county hospital	Offer specialized services	Upgrading of Kamwosor health centre to sub county hospital	1	County Project	CG	2018-2022	Department of Health & Sanitation	Salawa	Kabiemit
Ketigoi Dispensary	Offer essential services	Upgrading of Ketigoi dispensary to health centre	1	-	CG	2018-2022	Department of Health & Sanitation	Ketigoi	
	Motivated staff	Construction of staff houses (duplex)	1	3,800,000	CG	2018-2022	Department of Health & Sanitation	Ketigoi	
	Improve infrastructure	OPD unit	1	2,500,000	CG	2018-2022	Department of Health & Sanitation	Ketigoi	
	Offer essential services	Assorted medical equipment	1	2,000,000	CG	2018-2022	Department of Health & Sanitation	Ketigoi	
	Improved skilled delivery	Maternity	1	1,500,000	CG	2018-2022	Department of Health & Sanitation	Ketigoi	
	Improved skilled delivery	Maternity equipment's	1	2,500,000	CG	2018-2022	Department of Health & Sanitation	Ketigoi	
	Offer inpatient services	Inpatient Wards	1	5,000,000	CG	2018-2022	Department of Health & Sanitation	Ketigoi	
	Offer diagnostic services	Construct lab	1	1,500,000	CG	2018-2022	Department of Health & Sanitation	Ketigoi	

Project Name/Location	Objectives	Description of Activities	Targets	Cost (Kshs.)	Source of funding	Time frame	Implementing Agency	Sub Location	Wards
	Equip lab	Equip lab	1	1,500,000	CG	2018-2022	Department of Health & Sanitation	Ketigoi	
Simotwo Dispensary	Offer essential services	Upgrading of Simotwo dispensary to health centre	1	-	CG	2018-2022	Department of Health & Sanitation	Tumeiyo	
	Motivated staff	Construction of staff houses (duplex)	1	3,800,000	CG	2018-2022	Department of Health & Sanitation	Tumeiyo	
	Improve infrastructure	OPD unit	1	2,500,000	CG	2018-2022	Department of Health & Sanitation	Tumeiyo	
	Offer essential services	Assorted medical equipment	1	2,000,000	CG	2018-2022	Department of Health & Sanitation	Tumeiyo	
	Improved skilled delivery	Maternity	1	1,500,000	CG	2018-2022	Department of Health & Sanitation	Tumeiyo	
	Improved skilled delivery	Maternity equipment's	1	2,500,000	CG	2018-2022	Department of Health & Sanitation	Tumeiyo	
	Offer inpatient services	Inpatient Wards	1	5,000,000	CG	2018-2022	Department of Health & Sanitation	Tumeiyo	
	Offer diagnostic services	Construct lab	1	1,500,000	CG	2018-2022	Department of Health & Sanitation	Tumeiyo	
	Equip lab	Equip lab	1	1,500,000	CG	2018-2022	Department of Health & Sanitation	Tumeiyo	
Kipkabus Dispensary	Offer essential services	Upgrading of Kipkabus dispensary to health centre	1	-	CG	2018-2022	Department of Health & Sanitation	Kipkabus	
	Motivation of staff	Construction of staff houses (duplex)	1	3,800,000	CG	2018-2022	Department of Health & Sanitation	Kipkabus	
	Improve infrastructure	OPD unit	1	2,500,000	CG	2018-2022	Department of Health & Sanitation	Kipkabus	
	Offer essential services	Assorted medical equipment	1	2,000,000	CG	2018-2022	Department of Health & Sanitation	Kipkabus	
	Improve skilled delivery	Maternity	1	1,500,000	CG	2018-2022	Department of Health & Sanitation	Kipkabus	
	Improve skilled delivery	Maternity equipment's	1	2,500,000	CG	2018-2022	Department of Health & Sanitation	Kipkabus	
	Offer inpatient services	Inpatient Wards	1	5,000,000	CG	2018-2022	Department of Health & Sanitation	Kipkabus	
	Offer diagnostic services	Construct lab	1	1,500,000	CG	2018-2022	Department of Health & Sanitation	Kipkabus	
	Equip lab	Equip lab	1	1,500,000	CG	2018-2022	Department of Health & Sanitation	Kipkabus	

Project Name/Location	Objectives	Description of Activities	Targets	Cost (Kshs.)	Source of funding	Time frame	Implementing Agency	Sub Location	Wards
Tulwobei Dispensary	Improve accessibility	Construction of Tulwobei dispensary (new facility)& Purchase of assorted medical equipment	1	2,500,000	CG	2018-2022	Department of Health & Sanitation	Tulwobei	
Kabiemit Dispensary	Improve accessibility	Construction of dispensary (new facility)& Purchase of assorted medical equipment	1	2,500,000	CG	2018-2022	Department of Health & Sanitation	Kabiemit	
Kipriria dispensary	Improve accessibility	Construction of Kipriria dispensary (new facility)& Purchase of assorted medical equipment	1	2,500,000	CG	2018-2022	Department of Health & Sanitation	Kipriria	
Kapkitony Dispensary	Offer essential services	Upgrading of Kapkitony dispensary to a model dispensary	1	-	CG	2018-2022	Department of Health & Sanitation	Kapkitony	
	Motivation of staff	Construction of staff houses (duplex)		3,800,000	CG	2018-2022	Department of Health & Sanitation	Kapkitony	
	Infrastructure improvement	OPD unit		2,500,000	CG	2018-2022	Department of Health & Sanitation	Kapkitony	
	Offer essential services	Assorted medical equipment		2,000,000	CG	2018-2022	Department of Health & Sanitation	Kapkitony	
	Improve skilled delivery	Maternity		1,500,000	CG	2018-2022	Department of Health & Sanitation	Kapkitony	
	Improve skilled delivery	Maternity equipment's		2,500,000	CG	2018-2022	Department of Health & Sanitation	Kapkitony	
	Offer inpatient services	Inpatient Wards		5,000,000	CG	2018-2022	Department of Health & Sanitation	Kapkitony	
Community Health services	Improve mobility for community units	Motorbikes	3	400,000	CG	2018-2022	Department of Health & Sanitation	All sub locations	
	Strengthen community units	CHV equipment's and motivation	30CHVs	3,000,000	CG	2018-2022	Department of Health & Sanitation	All sub locations	
Medical Screening	Early detection of diseases	Screening for non-communicable diseases	1	2,000,000	CG	2018-2022	Department of Health & Sanitation	Entire ward	
Public Health	Prevent diseases	IRS and other public Health chemicals	3	3,000,000	CG	2018-2022	Department of Health & Sanitation	All sub locations	
Kapkessum Dispensary	Offer essential services	Purchase of land expansion of Kapkessum Dispensary	1	2,000,000	CG	2018-2022	Department of Health & Sanitation	Kapkessum	Kapchemutwa
	Offer diagnostic services	Modern maternity equipment's	1	2,500,000	CG	2018-2022	Department of Health &Sanitation	Kapkessum	

Project Name/Location	Objectives	Description of Activities	Targets	Cost (Kshs.)	Source of funding	Time frame	Implementing Agency	Sub Location	Wards
	Offer diagnostic services	Construction of a maternity Ward	1	5,000,000	CG	2018-2022	Department of Health & Sanitation	Kapkessum	
	Improve skilled delivery	Construct a Laboratory unit	1	1,500,000	CG	2018-2022	Department of Health & Sanitation	Kapkessum	
	Improve emergency services	Purchase a dispensary ambulance	1	4,000,000	CG	2018-2022	Department of Health & Sanitation	Kapkessum	
	Offer specialized services	Construct staff houses (2 bedroom single)	1	2,000,000	CG	2018-2022	Department of Health & Sanitation	Kapkessum	
	Improve sanitation	Piped Water connection	1	500,000	CG	2018-2022	Department of Health & Sanitation	Kapkessum	
	Improve waste management	Construct patient toilets	1	1,000,000	CG	2018-2022	Department of Health & Sanitation	Kapkessum	
Iten County Referral Hospital	Improve maternal health	Modern mother and baby centre	1	10,000,000	CG	2018-2022	Department of Health & Sanitation	Iten	
	Improve diagnostic services	Modern laboratory	1	10,000,000	CG	2018-2022	Department of Health & Sanitation	Iten	
	Improve inpatient services	Oxygen plant	1	20,000,000	CG	2018-2022	Department of Health & Sanitation	Iten	
	ImprovE rehabili - tative services	Modern rehabilitative Unit	1	7,000,000	CG	2018-2022	Department of Health & Sanitation	Iten	
	Improve mental health	Mental and psychiatric health unit	1	10,000,000	CG	2018-2022	Department of Health & Sanitation	Iten	
	Improve diagnostic services	Magnetic Resonance Imaging (MRI)	1	7,000,000	CG	2018-2022	Department of Health & Sanitation	Iten	
	Improve service delivery	Administration block and Specialist Consultation rooms	1	10,000,000	CG	2018-2022	Department of Health & Sanitation	Iten	
	Improve emergency services	ICU/HDU Complex	1	6,000,000	CG	2018-2022	Department of Health & Sanitation	Iten	
	Improve emergency services	Accident and Emergency Unit	1	10,000,000	CG	2018-2022	Department of Health & Sanitation	Iten	
	Improve rehabilitative services	Orthopedic unit	1	7,000,000	CG	2018-2022	Department of Health & Sanitation	Iten	
	Improve facility services	Drainage system overhaul	1	10,000,000	CG	2018-2022	Department of Health & Sanitation	Iten	
	Improve palliative services	Palliative care unit	1	5,000,000	CG	2018-2022	Department of Health &Sanitation	Iten	
Msekekwa Health Centre	Improve infrastructure	Renovation and upgrading of Msekekwa health Centre	1	2,000,000	CG	2018-2022	Department of Health & Sanitation	Bugar	

Project Name/Location	Objectives	Description of Activities	Targets	Cost (Kshs.)	Source of funding	Time frame	Implementing Agency	Sub Location	Wards
	Offer diagnostic services	Construction of laboratory	1	1,500,000	CG	2018-2022	Department of Health & Sanitation	Bugar	
	Offer diagnostic services	equipping of Laboratory	1	1,500,000	CG	2018-2022	Department of Health & Sanitation	Bugar	
	Offer specialized services	Construction of x-rays unit	1	5,000,000	CG	2018-2022	Department of Health & Sanitation	Bugar	
	Offer specialized services	Equipping X ray	1	5,000,000	CG	2018-2022	Department of Health & Sanitation	Bugar	
Kapchebnabei/ Kendur Dispensary	Improve accessibility	Construction of new dispensary OPD	1	2,500,000	CG	2018-2022	Department of Health & Sanitation	Kapchebubei	
Singore dispensary	Improve accessibility	Acquisition of land	1	1,500,000	CG	2018-2022	Department of Health & Sanitation	Singore	
Community Health services	Improve mobility for community units	Motorbikes	5	2,00,000	CG	2018-2022	Department of Health & Sanitation	All sub locations	
	Strengthen community units	CHV equipment's and motivation	50CHVs	5,000,000	CG	2018-2022	Department of Health & Sanitation	All sub locations	
Public Health	Prevent diseases	IRS and other public Health chemicals	5	5,000,000	CG	2018-2022	Department of Health & Sanitation	All sub locations	
Katalel Dispensary	Improve accessibility	Land expansion and purchase	1	2,000,000	CG	2018-2022	Department of Health & Sanitation	Katalel	Kamariny
	Offer essential services	Assorted medical equipment	1	2,000,000	CG	2018-2022	Department of Health & Sanitation	Katalel	
	Improve skilled delivery	Maternity wing	1	5,000,000	CG	2018-2022	Department of Health & Sanitation	Katalel	
Kapkoi Health Centre	Offer diagnostic services	Lab equipment	1	1,500,000	CG	2018-2022	Department of Health & Sanitation	Kapkoi	
	Offer emergency medical services	Ambulance	1	4,000,000	CG	2018-2022	Department of Health & Sanitation	Kapkoi	
	Improve infection prevention	Purchase of sterilizer	1	600,000	CG	2018-2022	Department of Health & Sanitation	Kapkoi	
	Offer diagnostic services	Lab equipment	1	400,000	CG	2018-2022	Department of Health & Sanitation	Kapkoi	
Kapteren health centre	Offer essential services	Upgrading of Kapteren health centre to a sub county hospital	1	-	CG	2018-2022	Department of Health & Sanitation	Kapteren	
	Improve infrastructure	with OPD with MCH and consultation rooms	1	2,500,000	CG	2018-2022	Department of Health & Sanitation	Kapteren	

Project Name/Location	Objectives	Description of Activities	Targets	Cost (Kshs.)	Source of funding	Time frame	Implementing Agency	Sub Location	Wards
	Offer diagnostic services	Construction of Lab	1	1,500,000	CG	2018-2022	Department of Health & Sanitation	Kapteren	
	Improve commodity management	Construction of pharmacy store	1	1,500,000	CG	2018-2022	Department of Health & Sanitation	Kapteren	
	Improved skilled delivery	Maternity equipment,	1	2,500,000	CG	2018-2022	Department of Health & Sanitation	Kapteren	
	Improved security	Fencing	1	500,000	CG	2018-2022	Department of Health & Sanitation	Kapteren	
	Offer inpatient services	Men women and children wards,	1	5,000,000	CG	2018-2022	Department of Health & Sanitation	Kapteren	
	Offer specialized services	CCC unit,		1,000,000	CG	2018-2022	Department of Health & Sanitation	Kapteren	
	Improve waste management	Incinerator,	1	800,000	CG	2018-2022	Department of Health & Sanitation	Kapteren	
	Offer emergency medical services	Ambulance		4,000,000	CG	2018-2022	Department of Health & Sanitation	Kapteren	
	Offer Hearse services	Mortuary		4,000,000	CG	2018-2022	Department of Health & Sanitation	Kapteren	
Kipsoen Dispensary	Improve skilled delivery	Equipping maternity	1	2,500,000	CG	2018-2022	Department of Health & Sanitation	Katalel	
	Improve waste management	Construction of septic tank	1	800,000	CG	2018-2022	Department of Health & Sanitation	Katalel	
	Offer diagnostic services	Construction of lab	1	1,500,000	CG	2018-2022	Department of Health & Sanitation	Katalel	
	Offer diagnostic services	Equipping of lab	1	1,500,000	CG	2018-2022	Department of Health & Sanitation	Katalel	
	Offer essential services	Assorted medical equipment's	1	2,000,000	CG	2018-2022	Department of Health & Sanitation	Katalel	
	Create conducive environment	Purchase of land	1	2,000,000	CG	2018-2022	Department of Health & Sanitation	Katalel	
	Motivation of staff	Construction of staff house 2 bedroom single	1	2,000,000	CG	2018-2022	Department of Health & Sanitation	Katalel	
Sergoit Health Centre	Offer diagnostic services	Construction of lab	1	1,500,000	CG	2018-2022	Department of Health & Sanitation	Sergoit	
	Improve infrastructure	Equipping to modern facility	1	3,000,000	CG	2018-2022	Department of Health &Sanitation	Sergoit	
	Provide alternative source of power	Purchase of generator	1	500,000	CG	2018-2022	Department of Health & Sanitation	Sergoit	

Project Name/Location	Objectives	Description of Activities	Targets	Cost (Kshs.)	Source of funding	Time frame	Implementing Agency	Sub Location	Wards
	Create conducive environment	Purchase of land for expansion	1	2,000,000	CG	2018-2022	Department of Health & Sanitation	Sergoit	
	Offer essential services	Assorted medical equipment	1	2,000,000	CG	2018-2022	Department of Health & Sanitation	Sergoit	
	Motivation of staff	Construction of staff house 2-bedroom duplex	1	2,000,000	CG	2018-2022	Department of Health & Sanitation	Sergoit	
	Offer emergency medical services	Purchase of Ambulance	1	2,000,000	CG	2018-2022	Department of Health & Sanitation	Sergoit	
	Improve waste management	Pit latrine for patients	1	1,000,000	CG	2018-2022	Department of Health & Sanitation	Sergoit	
	Improve waste management	Septic tank	1	800,000	CG	2018-2022	Department of Health & Sanitation	Sergoit	
	Improve sanitation	Water storage tanks	1	100,000	CG	2018-2022	Department of Health & Sanitation	Sergoit	
Kapsisi Dispensary	Improve accessibility	Construction of OPD	1	2,500,000	CG	2018-2022	Department of Health & Sanitation	Kapsisi	
Kaplamai Dispensary	Improve accessibility	Construction of OPD	1	2,500,000	CG	2018-2022	Department of Health & Sanitation	Kaplamai	
Kombabelio Dispensary	Improved skilled delivery	Construction of maternity	1	1,500,000	CG	2018-2022	Department of Health & Sanitation	Kombabelio	
	Improved skilled delivery	Equipping of maternity	1	2,500,000	CG	2018-2022	Department of Health & Sanitation	Kombabelio	
	Offer diagnostic services	Construction of lab	1	1,500,000	CG	2018-2022	Department of Health & Sanitation	Kombabelio	
	Offer diagnostic services	Equipping of lab	1	1,500,000	CG	2018-2022	Department of Health & Sanitation	Kombabelio	
	Motivation of staff	Construction of staff quarters 2 bedroom single	1	2,000,000	CG	2018-2022	Department of Health & Sanitation	Kombabelio	
	Offer preventive and promotive services	Construction of public health office	1	1,000,000	CG	2018-2022	Department of Health & Sanitation	Kombabelio	
Community Health services	Improve mobility for community units	Motorbikes	5	2,00,000	CG	2018-2022	Department of Health & Sanitation	All sub locations	
	Strengthen community units	CHV equipment's and motivation	50CHVs	5,000,000	CG	2018-2022	Department of Health & Sanitation	All sub locations	
Medical Screening	Early detection of diseases	Screening for non-communicable diseases	1	2,000,000	CG	2018-2022	Department of Health &Sanitation	Entire ward	
Public Health	Prevent diseases	IRS and other public Health chemicals	5	5,000,000	CG	2018-2022	Department of Health & Sanitation	All sub locations	

Project Name/Location	Objectives	Description of Activities	Targets	Cost (Kshs.)	Source of funding	Time frame	Implementing Agency	Sub Location	Wards
Sangurur Dispensary	Improve infrastructure	Renovation	1	2,000,000	CG	2018-2022	Department of Health & Sanitation	sangurur	Kapsowar
	Create conducive environment	Purchase of land		2,000,000	CG	2018-2022	Department of Health & Sanitation	sangurur	
	Provide essential services	Assorted medical equipment	1	2,000,000	CG	2018-2022	Department of Health & Sanitation	sangurur	
	Improve skilled delivery	Maternity construction	1	1,500,000	CG	2018-2022	Department of Health & Sanitation	sangurur	
	Improve skilled delivery	Maternity equipment's	1	2,500,000	CG	2018-2022	Department of Health & Sanitation	sangurur	
	Improve waste management	Incinerator	1	800,000	CG	2018-2022	Department of Health & Sanitation	sangurur	
	Improve waste management	Septic tank	1	800,000	CG	2018-2022	Department of Health & Sanitation	sangurur	
	Provide diagnostic services	Construction of Lab	1	1,500,000	CG	2018-2022	Department of Health & Sanitation	sangurur	
	Provide diagnostic services	Equipping of Lab	1	1,500,000	CG	2018-2022	Department of Health & Sanitation	sangurur	
Kapsowar Dispensary	Provide essential services	OPD unit	1	2,500,000	CG	2018-2022	Department of Health & Sanitation	Kapsowar	
	Provide essential services	Assorted medical equipment	1	2,000,000	CG	2018-2022	Department of Health & Sanitation	Kapsowar	
	Improve skilled delivery	Maternity	1	1,500,000	CG	2018-2022	Department of Health & Sanitation	Kapsowar	
	Improve skilled delivery	Maternity equipment's	1	2,500,000	CG	2018-2022	Department of Health & Sanitation	Kapsowar	
	Provide inpatient services	Inpatient Wards	1	5,000,000	CG	2018-2022	Department of Health & Sanitation	Kapsowar	
	Improve waste management	Septic Tank	1	800,000	CG	2018-2022	Department of Health & Sanitation	Kapsowar	
	Provide diagnostic services	Construction of Lab	1	1,500,000	CG	2018-2022	Department of Health & Sanitation	Kapsowar	
	Provide diagnostic services	Equipping of Lab	1	1,500,000	CG	2018-2022	Department of Health & Sanitation	Kapsowar	
	Motivate staff	Construction of staff houses (duplex)	1	3,800,000	CG	2018-2022	Department of Health &Sanitation	Kapsowar	
Matira Dispensary	Provide essential services	Assorted medical equipment	1	2,000,000	CG	2018-2022	Department of Health & Sanitation	Kapsumai	

Project Name/Location	Objectives	Description of Activities	Targets	Cost (Kshs.)	Source of funding	Time frame	Implementing Agency	Sub Location	Wards
	Improve skilled delivery	Maternity	1	1,500,000	CG	2018-2022	Department of Health & Sanitation	Kapsumai	
	Improve skilled delivery	Maternity equipment's	1	2,500,000	CG	2018-2022	Department of Health & Sanitation	Kapsumai	
	Provide inpatient services	Inpatient Wards	1	5,000,000	CG	2018-2022	Department of Health & Sanitation	Kapsumai	
	Improve waste management	Incinerator	1	800,000	CG	2018-2022	Department of Health & Sanitation	Kapsumai	
	Motivate staff	Construction of staff houses (duplex)	1	3,800,000	CG	2018-2022	Department of Health & Sanitation	Kapsumai	
Sisiya Dispensary	Provide maternity services	Construction of Emergency Delivery Rooms & Purchase of Maternity Equipment	1	2,500,000	CG	2018-2022	Department of Health & Sanitation	Sisiya	
Kaptoror Dispensary	Improve services	Purchase of land	1	2,000,000	CG	2018-2022	Department of Health & Sanitation	Kaptoror	
Kipsaiya Dispensary	Provide maternity services	Construction of Emergency Delivery Rooms	1	2,500,000	CG	2018-2022	Department of Health & Sanitation	Kipsaiya	
Kapsiw Dispensary	Provide maternity services	Construction of Emergency Delivery Rooms	1	2,500,000	CG	2018-2022	Department of Health & Sanitation	Kipsaiya	
	Improve waste management	Contruction of toilets	1	1,500,000	CG	2018-2022	Department of Health & Sanitation	Kipsaiya	
	Provide essential services	Assorted medical equipment	1	2,000,000	CG	2018-2022	Department of Health & Sanitation	Kipsaiya	
Kapchesewes dispensary	Provide essential services	Modernization of Kapchesewes dispensary OPD unit	1	2,500,000	CG	2018-2022	Department of Health & Sanitation	Talai	
	Provide essential services	Assorted medical equipment	1	2,000,000	CG	2018-2022	Department of Health & Sanitation	Talai	
Sisiya Community Health unit	Improve mobility for community units	Motorbikes	1	400,000	CG	2018-2022	Department of Health & Sanitation	Sisiya	
	Strengthen community units	CHV equipment's and motivation	10CHVs	1,000,000	CG	2018-2022	Department of Health & Sanitation	Sisiya	
Public Health	Prevent diseases	IRS and other public Health chemicals	1	1,000,000	CG	2018-2022	Department of Health & Sanitation	Sisiya	
Kapsowar unit	Improve mobility for community units	Motorbikes	1	400,000	CG	2018-2022	Department of Health &Sanitation	Kapsowar	
	Strengthen community units	CHV equipment's and motivation	10CHVs	1,000,000	CG	2018-2022	Department of Health & Sanitation	Kapsowar	

Project Name/Location	Objectives	Description of Activities	Targets	Cost (Kshs.)	Source of funding	Time frame	Implementing Agency	Sub Location	Wards
Public Health	Prevent diseases	IRS and other public Health chemicals	1	1,000,000	CG	2018-2022	Department of Health & Sanitation	Kapsowar	
Medical Screening	Early detection of diseases	Screening for non-communicable diseases	1	2,000,000	CG	2018-2022	Department of Health & Sanitation	Entire ward	
Sangurur unit	Improve mobility for community units	Motorbikes	1	400,000	CG	2018-2022	Department of Health & Sanitation	Sangurur	
	Strengthen community units	CHV equipment's and motivation	10CHVs	1,000,000	CG	2018-2022	Department of Health & Sanitation	Sangurur	
Public Health	Prevent diseases	IRS and other public Health chemicals	1	1,000,000	CG	2018-2022	Department of Health & Sanitation	Sangurur	
Sabor Dispensary	Create conducive environment	Construction of staff houses (2 bedroom single)		2,000,000	CG	2018-2022	Department of Health & Sanitation	Sabor	Kaptarakwa Ward
	Provide essential services	Renovation of facility	1	2,000,000	CG	2018-2022	Department of Health & Sanitation	Sabor	
	Improve skilled delivery	Fencing of facility land	1	500,000	CG	2018-2022	Department of Health & Sanitation	Sabor	
Kaptarakwa Sub County Hospital	Improve maternal health	Modern maternity	1	7,000,000	CG	2018-2022	Department of Health & Sanitation	Kaptarakwa	
	Improve diagnostic services	Laboratory constructed and Equipped	1	10,000,000	CG	2018-2022	Department of Health & Sanitation	Kaptarakwa	
	Improve emergency services	Accident and Emergency Unit	1	5,000,000	CG	2018-2022	Department of Health & Sanitation	Kaptarakwa	
	Expand services provided	Land Acquired	1	2,000,000	CG	2018-2022	Department of Health & Sanitation	Kaptarakwa	
	Improve waste management	Incinerator	1	800,000	CG	2018-2022	Department of Health & Sanitation	Kaptarakwa	
	Improve facility service	Renovation of facility	1	5,000,000	CG	2018-2022	Department of Health & Sanitation	Kaptarakwa	
Kabalburokwo	Improve skilled delivery	Construction of staff houses (2 bedroom single)	1	2,000,000	CG	2018-2022	Department of Health & Sanitation	Kabalburokwo	
	Improve waste management	Connecting electricity	1	100,000	CG	2018-2022	Department of Health & Sanitation	Kabalburokwo	
Kiptulos	Improve waste management	Connection of electricity	1	100,000	CG	2018-2022	Department of Health & Sanitation	Kiptulos	
	Provide diagnostic services	Contruction of laboratory	1	1,500,000	CG	2018-2022	Department of Health & Sanitation	Kiptulos	
	Provide security	Fencing of facility land	1	500,000	CG	2018-2022	Department of Health &	Kiptulos	

Project Name/Location	Objectives	Description of Activities	Targets	Cost (Kshs.)	Source of funding	Time frame	Implementing Agency	Sub Location	Wards
							Sanitation		
Chororget Dispensary	Provide security	Fencing facility land	1	500,000	CG	2018-2022	Department of Health & Sanitation	Kapkenda	
	Provide diagnostic services	Contruction of laboratory	1	1,500,000	CG	2018-2022	Department of Health & Sanitation	Kapkenda	
Kaptagat Dispensary	Motivated staff	Construction of staff houses (2-bedroom duplex)		3,800,000	CG	2018-2022	Department of Health & Sanitation	Kaptagat	
	Provide essential services	Construction of laboratory	1	1,500,000	CG	2018-2022	Department of Health & Sanitation	Kaptagat	
	Provide essential services	Equipping of lab	1	1,500,000	CG	2018-2022	Department of Health & Sanitation	Kaptagat	
	Improve skilled delivery	Metallic gate	1	500,000	CG	2018-2022	Department of Health & Sanitation	Kaptagat	
	Improve skilled delivery	connection of electricity	1	100,000	CG	2018-2022	Department of Health & Sanitation	Kaptagat	
Community Health strategy	Improve mobility for community units	Motorbikes	1	400,000	CG	2018-2022	Department of Health & Sanitation	All sub locations	
	Strengthen community units	CHV equipment's and motivation	30CHVs	3,000,000	CG	2018-2022	Department of Health & Sanitation	All sub locations	
Medical Screening	Early detection of diseases	Screening for non-communicable diseases	1	2,000,000	CG	2018-2022	Department of Health & Sanitation	Entire ward	
Public Health	Prevent diseases	IRS and other public Health chemicals	3	3,000,000	CG	2018-2022	Department of Health & Sanitation	All sub locations	
Kapyego Health Centre- improve the facility	Motivated staff	Staff quarters 2-bedroom duplex	1	3,800,000	CG	2018-2022	Department of Health & Sanitation	Kapyego	Kapyego
	Offer inpatient services	Construction of inpatient wards	1	5,000,000	CG	2018-2022	Department of Health & Sanitation	Kapyego	
	Improve waste management	Incinerator	1	800,000	CG	2018-2022	Department of Health & Sanitation	Kapyego	
	Provide emergency medical services	Buying a new ambulance	1	4,000,000	CG	2018-2022	Department of Health & Sanitation	Kapyego	
Kamasia health centre	Create conducive environment	Purchase land	1	2,000,000	CG	2018-2022	Department of Health & Sanitation	Kamasia	
	Improved skilled delivery	Construction of Maternity unit	1	2,500,000	CG	2018-2022	Department of Health &Sanitation	Kamasia	
	Improve services	Extension of facility	1	2,000,000	CG	2018-2022	Department of Health & Sanitation	Kamasia	

Project Name/Location	Objectives	Description of Activities	Targets	Cost (Kshs.)	Source of funding	Time frame	Implementing Agency	Sub Location	Wards
	Improve sanitation	Connection to piped Water	1	500,000	CG	2018-2022	Department of Health & Sanitation	Kamasia	
Kararia Dispensary	Improve commodity management	Construction of Pharmacy and store	1	1,500,000	CG	2018-2022	Department of Health & Sanitation	Kararia	
	Offer diagnostic services	Construction of laboratory	1	1,500,000	CG	2018-2022	Department of Health & Sanitation	Kararia	
	Offer diagnostic services	Equipping of laboratory	1	1,500,000	CG	2018-2022	Department of Health & Sanitation	Kararia	
	Motivated staff	Construction of staff houses 2 bedrooms single	1	2,000,000	CG	2018-2022	Department of Health & Sanitation	Kararia	
Kalya Dispensary	Provide basic services	Construction of facility	1	2,500,000	CG	2018-2022	Department of Health & Sanitation	Kalya	
Tenderwa Dispensary	Improve infrastructure	Construction of OPD unit	1	3,000,000	CG	2018-2022	Department of Health & Sanitation	Tenderwa	
	Improve sanitation	Connection to piped water	1	500,000	CG	2018-2022	Department of Health & Sanitation	Tenderwa	
	Improve infrastructure	Renovation	1	2,000,000	CG	2018-2022	Department of Health & Sanitation	Tenderwa	
	Improve immunization	KEPI fridge	1	500,000	CG	2018-2022	Department of Health & Sanitation	Tenderwa	
	Motivate staff	Construction of staff houses 2 bedrooms single	1	2,000,000	CG	2018-2022	Department of Health & Sanitation	Tenderwa	
Cheptobot Dispensary	Motivate staff	Construction of staff houses 2 bedrooms single	1	2,000,000	CG	2018-2022	Department of Health & Sanitation	Cheptobot	
	Improve services	Extension of facility	1	2,000,000	CG	2018-2022	Department of Health & Sanitation	Cheptobot	
	Improve waste management	Construction of incinerator	1	800,000	CG	2018-2022	Department of Health & Sanitation	Cheptobot	
Segut dispensary	Improve skilled delivery	Maternity equipment	1	2,500,000	CG	2018-2022	Department of Health & Sanitation	Segut	
	Improve infrastructure	Construction of OPD unit	1	2,500,000	CG	2018-2022	Department of Health & Sanitation	Segut	
	Improve sanitation	Connection to Piped water	1	500,000	CG	2018-2022	Department of Health & Sanitation	Segut	
	Improve waste management	Construction of incinerator	1	800,000	CG	2018-2022	Department of Health &Sanitation	Segut	
Tangul dispensary	Improve accessibility	Allocating funds for equipping	1	2,500,000	CG	2018-2022	Department of Health & Sanitation	Tangul	

Project Name/Location	Objectives	Description of Activities	Targets	Cost (Kshs.)	Source of funding	Time frame	Implementing Agency	Sub Location	Wards
Community Health services	Improve mobility for community units	Motorbikes	3	1,200,000	CG	2018-2022	Department of Health & Sanitation	All sub locations	
	Strengthen community units	CHV equipment's and motivation	30CHVs	3,000,000	CG	2018-2022	Department of Health & Sanitation	All sub locations	
Medical Screening	Early detection of diseases	Screening for non-communicable diseases	1	2,000,000	CG	2018-2022	Department of Health & Sanitation	Entire ward	
Public Health	Prevent diseases	IRS and other public Health chemicals	3	3,000,000	CG	2018-2022	Department of Health & Sanitation	All sub locations	
Kimnai Dispensary	Improve infrastructure	Tb room	1	1,000,000	CG	2018-2022	Department of Health & Sanitation	Kimnai	Lelan
	Motivated staff	Construction of staff house 2-bedroom duplex	1	3,800,000	CG	2018-2022	Department of Health & Sanitation	Kimnai	
	Improve infrastructure	Kitchen construction	1	3,000,000	CG	2018-2022	Department of Health & Sanitation	Kimnai	
	Improved waste management	Septic tank	1	800,000	CG	2018-2022	Department of Health & Sanitation	Kimnai	
	Improved waste management	Incinerator	1	800,000	CG	2018-2022	Department of Health & Sanitation	Kimnai	
	Improve dental services	Dental chair	1	400,000	CG	2018-2022	Department of Health & Sanitation	Kimnai	
Kibigos Dispensary	Improve infrastructure	Construction of OPD unit	1	2,500,000	CG	2018-2022	Department of Health & Sanitation	Kibigos	
	Improved immunization services	KEPI fridge	1	500,000	CG	2018-2022	Department of Health & Sanitation	Kibigos	
Kapsait Dispensary	Motivated staff	Renovate of staff house and facility	1	2,000,000	CG	2018-2022	Department of Health & Sanitation	Kapsait	
	Improved skilled delivery	Emergency delivery room	1	700,000	CG	2018-2022	Department of Health & Sanitation	Kapsait	
	Demarcation of land	Permanent metallic gate	1	500,000	CG	2018-2022	Department of Health & Sanitation	Kapsait	
Kaptalamwa Health Centre	Improved infrastructure	Construction of OPD unit	1	2,500,000	CG	2018-2022	Department of Health & Sanitation	Kaptalamwa	
	Improved infrastructure	Install electricity in staff house	1	200,000	CG	2018-2022	Department of Health & Sanitation	Kaptalamwa	
	Improved infrastructure	Kitchen construction	1	3,000,000	CG	2018-2022	Department of Health &Sanitation	Kaptalamwa	
	Improved waste management	Incinerator	1	800,000	CG	2018-2022	Department of Health & Sanitation	Kaptalamwa	

Project Name/Location	Objectives	Description of Activities	Targets	Cost (Kshs.)	Source of funding	Time frame	Implementing Agency	Sub Location	Wards
Kipkundul Dispensary	Offer essential services	Assorted medical equipment	1	2,000,000	CG	2018-2022	Department of Health & Sanitation	Kipkundul	
	Motivated staff	Construction of staff house 2 bedroom single	1	2,000,000	CG	2018-2022	Department of Health & Sanitation	Kipkundul	
	Improved sanitation	Purchase of water tank - 10,000 litres	1	100,000	CG	2018-2022	Department of Health & Sanitation	Kipkundul	
Kokwongoi Dispensary	Improved waste management	Construction of patient toilets	1	1,000,000	CG	2018-2022	Department of Health & Sanitation	Kokwongoi	
	Improved skilled delivery	Emergency delivery room & delivery bed	1	1,000,000	CG	2018-2022	Department of Health & Sanitation	Kokwongoi	
	Improved sanitation	Purchase of water tank - 10,000 litres	1	100,000	CG	2018-2022	Department of Health & Sanitation	Kokwongoi	
	Motivated staff	Construction of staff house 2 bedroom single	1	2,000,000	CG	2018-2022	Department of Health & Sanitation	Kokwongoi	
	Offer maternity services	Assorted maternity Equipment	1	2,000,000	CG	2018-2022	Department of Health & Sanitation	Kokwongoi	
	Improve security	Fencing of facility land	1	1,000,000	CG	2018-2022	Department of Health & Sanitation	Kokwongoi	
	Offer immunization services	Procurement of kept fridge	1	500,000	CG	2018-2022	Department of Health & Sanitation	Kokwongoi	
Kerer dispensary	Offer essential services	Assorted medical Equipment	1	2,000,000	CG	2018-2022	Department of Health & Sanitation	Lelan	
	Motivated staff	Construction of staff house 2 bedroom single	1	2,000,000	CG	2018-2022	Department of Health & Sanitation	Lelan	
Labot Dispensary	Offer essential services	Staff/personnel	1	-	CG	2018-2022	Department of Health & Sanitation	Labot	
	Motivated staff	Construction of staff house 2 bedroom single	1	2,000,000	CG	2018-2022	Department of Health & Sanitation	Labot	
Kabererwa Dispensary	Demarcation of land	Fencing of facility land	1	500,000	CG	2018-2022	Department of Health & Sanitation	Kabererwa	
	Improved sanitation	Water tank	1	100,000	CG	2018-2022	Department of Health & Sanitation	Kabererwa	
	Motivated staff	Construction of staff house 2 bedroom single	1	2,000,000	CG	2018-2022	Department of Health & Sanitation	Kabererwa	
Community Health services	Improve mobility for community units	Motorbikes	3	400,000	CG	2018-2022	Department of Health &Sanitation	All sub Locations	
	Strengthen community units	CHV equipment's and motivation	30CHVs	3,000,000	CG	2018-2022	Department of Health & Sanitation	All sub Locations	

Project Name/Location	Objectives	Description of Activities	Targets	Cost (Kshs.)	Source of funding	Time frame	Implementing Agency	Sub Location	Wards
Medical Screening	Early detection of diseases	Screening for non-communicable diseases	1	2,000,000	CG	2018-2022	Department of Health & Sanitation	Entire ward	
Public Health	Prevent diseases	IRS and other public Health chemicals	3	3,000,000	CG	2018-2022	Department of Health & Sanitation	All sub Locations	
Tabare dispensary	Motivate staff	Completion of staff house,	1	1,000,000	CG	2018-2022	Department of Health & Sanitation	Kibirirsus	Metkei
	Improve waste management	septic tank,	1	800,000	CG	2018-2022	Department of Health & Sanitation	Kibirirsus	
	Improve infrastructure	renovation of the facility,	1	2,000,000	CG	2018-2022	Department of Health & Sanitation	Kibirirsus	
	Improve infrastructure	wiring and installation of electricity,	1	100,000	CG	2018-2022	Department of Health & Sanitation	Kibirirsus	
	Improve sanitation	purchase of 10,000l water tank,	1	100,000	CG	2018-2022	Department of Health & Sanitation	Kibirirsus	
	Provide essential services	purchase of assorted medical equipment	1	2,000,000	CG	2018-2022	Department of Health & Sanitation	Kibirirsus	
	Improve infrastructure	demolition of old building,	1	500,000	CG	2018-2022	Department of Health & Sanitation	Kibirirsus	
Kamwosor Sub County Hospital	Improve maternal health	Modern maternity	1	7,000,000	CG	2018-2022	Department of Health & Sanitation	Kamwosor	
	Improve diagnostic services	Laboratory constructed and Equipped	1	10,000,000	CG	2018-2022	Department of Health & Sanitation	Kamwosor	
	Improve emergency services	Accident and Emergency Unit constructed	1	5,000,000	CG	2018-2022	Department of Health & Sanitation	Kamwosor	
	Improve mortuary services	Mortuary constructed	1	10,000,000	CG	2018-2022	Department of Health & Sanitation	Kamwosor	
	Improve service delivery	Electrical system upgraded to 3-phase	1	1,000,000	CG	2018-2022	Department of Health & Sanitation	Kamwosor	
	Improve facility services	Renovation of facility	1	5,000,000	CG	2018-2022	Department of Health & Sanitation	Kamwosor	
Kapkonga Dispensary	Improve accessibility	Employment of additional staff and purchase of drugs	1		CG	2018-2022	Department of Health & Sanitation	Kapkonga	
Tugumoi Dispensary	Improve diagnostic services	Completion of OPD	1	1,000,000	CG	2018-2022	Department of Health & Sanitation	Tugumoi	
	Motivate staff	Construction of staff house 2 bedroom single.	1	2,000,000	CG	2018-2022	Department of Health &Sanitation	Tugumoi	
Cheboge Dispensary	Motivate staff	Employment of additional staff,	1		CG	2018-2022	Department of Health & Sanitation	Cheboge	

Project Name/Location	Objectives	Description of Activities	Targets	Cost (Kshs.)	Source of funding	Time frame	Implementing Agency	Sub Location	Wards
		Construction of staff houses (2 bedroom single)							
Kipsaos dispensary	Provide essential services	Equipping the facility with assorted medical equipment	1	2,000,000	CG	2018-2022	Department of Health & Sanitation	Kipsaos	
	Improve infection prevention	sterilization equipment	1	300,000	CG	2018-2022	Department of Health & Sanitation	Kipsaos	
	Motivate staff	Construction of staff house 2 bedroom single.	1	2,000,000	CG	2018-2022	Department of Health & Sanitation	Kipsaos	
	Improve skilled delivery	Examination coach and delivery bed	1	600,000	CG	2018-2022	Department of Health & Sanitation	Kipsaos	
	Improve commodity management	Construction of drug store/ Pharmacy store	1	1,500,000	CG	2018-2022	Department of Health & Sanitation	Kipsaos	
	Improve waste management	Construction of patient toilets and installation of sinks	1	1,000,000	CG	2018-2022	Department of Health & Sanitation	Kipsaos	
Kapchorwa Dispensary	Improve sanitation	Purchase of assorted medical equipment	1	2,000,000	CG	2018-2022	Department of Health & Sanitation	Kapchorwa	
	Motivate staff	Construction of staff house 2 bedroom single.	1	2,000,000	CG	2018-2022	Department of Health & Sanitation	Kapchorwa	
	Provide Diagnostic services	Construction of patient toilets	1	1,000,000	CG	2018-2022	Department of Health & Sanitation	Kapchorwa	
	Motivate staff	wiring and installation of electricity	1	100,000	CG	2018-2022	Department of Health & Sanitation	Kapchorwa	
Kiptengwer Dispensary	Provide essential services	Purchase of assorted medical equipment	1	2,000,000	CG	2018-2022	Department of Health & Sanitation	Kiptengwer	
	Improve infrastructure	wiring and installation of electricity	1	100,000	CG	2018-2022	Department of Health & Sanitation	Kiptengwer	
	Motivate staff	Employment of staff	1	-	CG	2018-2022	Department of Health & Sanitation	Kiptengwer	
	Improve sanitation	Purchase of water tanks 10,000 litres	1	100,000	CG	2018-2022	Department of Health & Sanitation	Kiptengwer	
	Improve waste management	Construction of staff toilets	1	1,000,000	CG	2018-2022	Department of Health & Sanitation	Kiptengwer	
Medical Screening	Early detection of diseases	Screening for non-communicable diseases	1	2,000,000	CG	2018-2022	Department of Health &Sanitation	Entire ward	
Community Health strategy	Improve mobility for community units	Motorbikes	1	400,000	CG	2018-2022	Department of Health & Sanitation	All sub locations	
	Strengthen community units	CHV equipment's and motivation	30CHVs	3,000,000	CG	2018-2022	Department of Health & Sanitation	All sub locations	

Project Name/Location	Objectives	Description of Activities	Targets	Cost (Kshs.)	Source of funding	Time frame	Implementing Agency	Sub Location	Wards
	Prevent diseases	IRS and other public Health chemicals	3	3,000,000	CG	2018-2022	Department of Health & Sanitation	All sub locations	
Cheptongei H/Centre	Provide specialized services	Procurement of Dental equipment's	1	1,000,000	CG	2018-2022	Department of Health & Sanitation	Cheptongei	Moiben /Kuserwo
	Motivate staff	Construction of staff houses (2-bedroom duplex)	1	3,800,000	CG	2018-2022	Department of Health & Sanitation	Cheptongei	
	Improve infrastructure	Construction of kitchen	1	3,000,000	CG	2018-2022	Department of Health & Sanitation	Cheptongei	
	Improve sanitation	Connection to piped water	1	500,000	CG	2018-2022	Department of Health & Sanitation	Cheptongei	
	Provide emergency medical services	Procurement of ambulance	1	4,000,000	CG	2018-2022	Department of Health & Sanitation	Cheptongei	
Chebiemit Sub County Hospital	Improve emergency services	Accident and Emergency Unit	1	5,000,000	CG	2018-2022	Department of Health & Sanitation	Chebiemit	
	Offer specialized services	Ophthalmic and Dental Unit	1	10,000,000	CG	2018-2022	Department of Health & Sanitation	Chebiemit	
	Improve rehabilitative services	Modern rehabilitative unit constructed and Equipped	1	5,000,000	CG	2018-2022	Department of Health & Sanitation	Chebiemit	
	Improve patient safety	Walkways constructed	1	3,000,000	CG	2018-2022	Department of Health & Sanitation	Chebiemit	
	Improve staff welfare	Staff houses constructed	1	3,000,000	CG	2018-2022	Department of Health & Sanitation	Chebiemit	
	Improve mortuary services	Mortuary constructed and Equipped	1	5,000,000	CG	2018-2022	Department of Health & Sanitation	Chebiemit	
	Improve storage of commodities	Drug store constructed	1	5,000,000	CG	2018-2022	Department of Health & Sanitation	Chebiemit	
	Improve facility service	Renovation of facility	1	5,000,000	CG	2018-2022	Department of Health & Sanitation	Chebiemit	
Bungwet Dispensary	Provide Essential Services	Procurement of assorted medical equipment	1	2,000,000	CG	2018-2022	Department of Health & Sanitation	Kilima	
	Provide diagnostic services	Construction of laboratory	1	1,500,000	CG	2018-2022	Department of Health & Sanitation	Kilima	
	Improve diagnostic services	Procurement of lab equipment's	1	1,500,000	CG	2018-2022	Department of Health & Sanitation	Kilima	
	Improve skilled delivery	Procurement of maternity beds	1	1,000,000	CG	2018-2022	Department of Health & Sanitation	Kilima	
	Motivate staff	Construction of staff houses (2 bedroom single)	1	2,000,000	CG	2018-2022	Department of Health & Sanitation	Kilima	

Project Name/Location	Objectives	Description of Activities	Targets	Cost (Kshs.)	Source of funding	Time frame	Implementing Agency	Sub Location	Wards
Chebulbai Dispensary	Provide diagnostic services	Construction of laboratory	1	1,500,000	CG	2018-2022	Department of Health & Sanitation	Yemit	
	Improve diagnostic services	Procurement of lab equipment's	1	1,500,000	CG	2018-2022	Department of Health & Sanitation	Yemit	
	Motivate staff	Construction of staff houses 2 bedrooms single	1	2,000,000	CG	2018-2022	Department of Health & Sanitation	Yemit	
	Improve skilled delivery	Procurement of maternity equipment's,	1	2,500,000	CG	2018-2022	Department of Health & Sanitation	Yemit	
	Improve accessibility	Opening of road to facility	1	1,000,000	CG	2018-2022	Department of Health & Sanitation	Yemit	
	Improve sanitation	Connection to piped water,	1	500,000	CG	2018-2022	Department of Health & Sanitation	Yemit	
Katee Dispensary	Provide Diagnostic services	Procurement of Laboratory equipment,	1	1,500,000	CG	2018-2022	Department of Health & Sanitation	Nerkwo	
	Motivate staff	Construct staff quarters 2 bedroom single,	1	2,000,000	CG	2018-2022	Department of Health & Sanitation	Nerkwo	
	Improve skilled delivery	Provide maternity equipment	1	2,500,000	CG	2018-2022	Department of Health & Sanitation	Nerkwo	
Jemunada Dispensary	Provide Diagnostic services	Procurement of Laboratory equipment,	1	1,500,000	CG	2018-2022	Department of Health & Sanitation	Jemunada	
	Motivate staff	Construct staff quarters 2 bedroom single,	1	2,000,000	CG	2018-2022	Department of Health & Sanitation	Jemunada	
	Improve waste management	Construct incinerator	1	800,000	CG	2018-2022	Department of Health & Sanitation	Jemunada	
	Improve sanitation	Connect to piped water	1	500,000	CG	2018-2022	Department of Health & Sanitation	Jemunada	
Nerkwo Dispensary	Improve infrastructure	Renovation of the building,	1	2,000,000	CG	2018-2022	Department of Health & Sanitation	Nerkwo	
	Provide Diagnostic services	Laboratory equipment	1	1,500,000	CG	2018-2022	Department of Health & Sanitation	Nerkwo	
	Motivate staff	Construct staff quarters 2 bedroom single	1	2,000,000	CG	2018-2022	Department of Health & Sanitation	Nerkwo	
Kiplobotwo dispensary	Provide diagnostic services	Construction of Laboratory	1	1,500,000	CG	2018-2022	Department of Health & Sanitation	Cheptolon	
	Provide diagnostic services	Procurement of lab. equipment's	1	1,500,000	CG	2018-2022	Department of Health & Sanitation	Cheptolon	
	Improve sanitation	Connection to piped water	1	500,000	CG	2018-2022	Department of Health & Sanitation	Cheptolon	

Project Name/Location	Objectives	Description of Activities	Targets	Cost (Kshs.)	Source of funding	Time frame	Implementing Agency	Sub Location	Wards
	Improve skilled delivery	maternity wing	1	5,000,000	CG	2018-2022	Department of Health & Sanitation	Cheptolon	
Simbeiywet Dispensary	Improve sanitation	Connection to piped water	1	500,000	CG	2018-2022	Department of Health & Sanitation	Simbeiywet	
	Motivate staff	Construct staff quarters 2 bedroom single	1	2,000,000	CG	2018-2022	Department of Health & Sanitation	Simbeiywet	
Kaplenge Dispensary	Improve sanitation	Connection to piped water	1	500,000	CG	2018-2022	Department of Health & Sanitation	Simbeiywet	
	Motivate staff	Construct staff quarters 2 bedroom single	1	2,000,000	CG	2018-2022	Department of Health & Sanitation	Simbeiywet	
Sitoton Dispensary	Improve accessibility	Open facility at Chebisirgen (OPD)	1	2,500,000	CG	2018-2022	Department of Health & Sanitation	Yemit	
Chogoo dispensary	Motivate staff	staff house 2 bedroom single	1	2,000,000	CG	2018-2022	Department of Health & Sanitation	Nerkwo	
	Provide essential services	new building OPD	1	2,500,000	CG	2018-2022	Department of Health & Sanitation	Nerkwo	
Operationalization of Chebiemit sub-county Hospital into modern hospital	Provide Hearse services	Construction of mortuary,	1	5,000,000	CG	2018-2022	Department of Health & Sanitation	Chebiemit	
	Provide diagnostic services	Provision of full lab.	1	5,000,000	CG	2018-2022	Department of Health & Sanitation	Chebiemit	
	Provide Hearse services	Purchase of hearse vehicle	1	5,000,000	CG	2018-2022	Department of Health & Sanitation	Chebiemit	
	Provide Specialized services	Equipment and theatre	1	5,000,000	CG	2018-2022	Department of Health & Sanitation	Chebiemit	
Community Health Strategy	Improve mobility for community units	Motorbikes	4	1,600,000	CG	2018-2022	Department of Health & Sanitation	All sublocations	
	Strengthen community units	CHV equipment's and motivation	40CHVs	4,000,000	CG	2018-2022	Department of Health & Sanitation	All sublocations	
Medical Screening	Early detection of diseases	Screening for non-communicable diseases	1	2,000,000	CG	2018-2022	Department of Health & Sanitation	Entire ward	
Public Health	Prevent diseases	IRS and other public Health chemicals	4	4,000,000	CG	2018-2022	Department of Health & Sanitation	All sublocations	
Maina dispensary	Offer essential services	Assorted medical equipment	1	2,000,000	CG	2018-2022	Department of Health & Sanitation	Maina	Sambirir
	Offer diagnostic services	Construction of laboratory	1	1,500,000	CG	2018-2022	Department of Health & Sanitation	Maina	
	Offer diagnostic services	Equipping of lab	1	1,500,000	CG	2018-2022	Department of Health & Sanitation	Maina	

Project Name/Location	Objectives	Description of Activities	Targets	Cost (Kshs.)	Source of funding	Time frame	Implementing Agency	Sub Location	Wards
	Improve skilled delivery	Completion of maternity	1	1,000,000	CG	2018-2022	Department of Health & Sanitation	Maina	
Chesoi health center	Offer specialized services	-upgrade to sub-county hospital	1	10,000,000	CG	2018-2022	Department of Health & Sanitation	Chesoi	
	Offer hearse services	-mortuary	1	10,000,000	CG	2018-2022	Department of Health & Sanitation	Chesoi	
	Improve infrastructure	administration/sub-county offices	1	5,000,000	CG	2018-2022	Department of Health & Sanitation	Chesoi	
Chemworor health center	Offer essential services	Assorted medical equipment	1	2,000,000	CG	2018-2022	Department of Health & Sanitation	Chesoi	
	Offer diagnostic services	Construction of laboratory	1	1,500,000	CG	2018-2022	Department of Health & Sanitation	Chesoi	
	Offer diagnostic services	Equipping of lab	1	1,500,000	CG	2018-2022	Department of Health & Sanitation	Chesoi	
Kimuren dispensary	Improve infrastructure	Renovation of facility	1	2,000,000	CG	2018-2022	Department of Health & Sanitation	Kimuren	
	Offer diagnostic services	Construction of laboratory	1	1,500,000	CG	2018-2022	Department of Health & Sanitation	Kimuren	
	Offer diagnostic services	Equipping of lab	1	1,500,000	CG	2018-2022	Department of Health & Sanitation	Kimuren	
	Improved skilled delivery	Emergency of delivery room	1	700,000	CG	2018-2022	Department of Health & Sanitation	Kimuren	
	Offer essential services	Assorted medical equipment	1	2,000,000	CG	2018-2022	Department of Health & Sanitation	Kimuren	
	Improve security	Gate	1	500,000	CG	2018-2022	Department of Health & Sanitation	Kimuren	
	Improve waste management	Construction of patient toilets	1	1,000,000	CG	2018-2022	Department of Health & Sanitation	Kimuren	
	Motivate staff	Completion of staff house	1	1,000,000	CG	2018-2022	Department of Health & Sanitation	Kimuren	
Tuturung dispensary	Offer essential services	Assorted medical equipment	1	2,000,000	CG	2018-2022	Department of Health & Sanitation	Tuturung	
	Improve infrastructure	Renovation of the facility	1	2,000,000	CG	2018-2022	Department of Health & Sanitation	Tuturung	
	Motivate staff	Construction staff house 2 bedroom single	1	2,000,000	CG	2018-2022	Department of Health & Sanitation	Tuturung	
	Improved skilled delivery	Construction of maternity unit	1	1,500,000	CG	2018-2022	Department of Health & Sanitation	Tuturung	

Project Name/Location	Objectives	Description of Activities	Targets	Cost (Kshs.)	Source of funding	Time frame	Implementing Agency	Sub Location	Wards
	Improved skilled delivery	Maternity equipment	1	2,500,000	CG	2018-2022	Department of Health & Sanitation	Tuturung	
	Improved waste management	Incinerator	1	800,000	CG	2018-2022	Department of Health & Sanitation	Tuturung	
	Improve security	fence and gate	1	1,000,000	CG	2018-2022	Department of Health & Sanitation	Tuturung	
	Improved waste management	placenta pit	1	100,000	CG	2018-2022	Department of Health & Sanitation	Tuturung	
Chesiyo dispensary	Offer essential services	Assorted medical equipment	1	2,000,000	CG	2018-2022	Department of Health & Sanitation	Chesiyo	
	Improve security	Fence and gate	1	1,000,000	CG	2018-2022	Department of Health & Sanitation	Chesiyo	
	Improved waste management	Incinerator	1	800,000	CG	2018-2022	Department of Health & Sanitation	Chesiyo	
	Improved skilled delivery	maternity unit	1	3,000,000	CG	2018-2022	Department of Health & Sanitation	Chesiyo	
	Improve infrastructure	Expand OPD	1	2,500,000	CG	2018-2022	Department of Health & Sanitation	Chesiyo	
Lukuget dispensary	Offer essential services	Assorted medical equipment	1	2,000,000	CG	2018-2022	Department of Health & Sanitation	Lukuget	
	Improve infrastructure	Wiring and installation of electricity	1	100,000	CG	2018-2022	Department of Health & Sanitation	Lukuget	
	Improve security	Fence and gate	1	1,000,000	CG	2018-2022	Department of Health & Sanitation	Lukuget	
	Improve immunization	KEPI fridge	1	500,000	CG	2018-2022	Department of Health & Sanitation	Lukuget	
	Motivate staff	Construction staff house 2 bedroom single	1	2,000,000	CG	2018-2022	Department of Health & Sanitation	Lukuget	
	Improved waste management	Construction of pit latrine	1	1,000,000	CG	2018-2022	Department of Health & Sanitation	Lukuget	
Chesetan dispensary	Improve infrastructure	Expand OPD unit	1	2,000,000	CG	2018-2022	Department of Health & Sanitation	Chesetan	
	Motivate staff	Construction staff house 2 bedroom single	1	2,000,000	CG	2018-2022	Department of Health & Sanitation	Chesetan	
	Improved skilled delivery	Maternity unit	1	1,500,000	CG	2018-2022	Department of Health & Sanitation	Chesetan	
	Improved skilled delivery	Maternity equipment	1	2,500,000	CG	2018-2022	Department of Health & Sanitation	Chesetan	

Project Name/Location	Objectives	Description of Activities	Targets	Cost (Kshs.)	Source of funding	Time frame	Implementing Agency	Sub Location	Wards
	Improve infrastructure	OPD equipment	1	2,000,000	CG	2018-2022	Department of Health & Sanitation	Chesetan	
	Improve security	Fence	1	500,000	CG	2018-2022	Department of Health & Sanitation	Chesetan	
Mogil health center	Offer emergency medical services	Purchasing ambulance	1	4,000,000	CG	2018-2022	Department of Health & Sanitation	Mogil	
	Improve infrastructure	Construction of kitchen	1	3,000,000	CG	2018-2022	Department of Health & Sanitation	Mogil	
	Improved waste management	Incinerator	1	800,000	CG	2018-2022	Department of Health & Sanitation	Mogil	
	Offer diagnostic services	Construction of laboratory	1	1,500,000	CG	2018-2022	Department of Health & Sanitation	Mogil	
	Offer diagnostic services	Equipping of lab	1	1,500,000	CG	2018-2022	Department of Health & Sanitation	Mogil	
Community Health services	Improve mobility for community units	Motorbikes	5	2,00,000	CG	2018-2022	Department of Health & Sanitation	All Sub Locations	
	Strengthen community units	CHV equipment's and motivation	50CHVs	5,000,000	CG	2018-2022	Department of Health & Sanitation	All Sub Locations	
Medical Screening	Early detection of diseases	Screening for non-communicable diseases	1	2,000,000	CG	2018-2022	Department of Health & Sanitation	Entire ward	
Public Health	Prevent diseases	IRS and other public Health chemicals	5	5,000,000	CG	2018-2022	Department of Health & Sanitation	All Sub Locations	
Kapcherop H/Centre	Create conducive environment	Construction of OPD and administration block,	1	5,000,000	CG	2018-2022	Department of Health & Sanitation	Kapcherop	Sengwer
	Provide essential services	Purchase of assorted equipment	1	2,000,000	CG	2018-2022	Department of Health & Sanitation	Kapcherop	
	Improve waste management	Construction of incinerator	1	800,000	CG	2018-2022	Department of Health & Sanitation	Kapcherop	
	Provide specialized services	Construction of theatre,	1	2,500,000	CG	2018-2022	Department of Health & Sanitation	Kapcherop	
	Provide Hearse Services	Construction of mortuary	1	4,000,000	CG	2018-2022	Department of Health & Sanitation	Kapcherop	
	Motivate staff	staff house 2-bedroom duplex	1	3,800,000	CG	2018-2022	Department of Health & Sanitation	Kapcherop	
	Provide security	Fencing	1	500,000	CG	2018-2022	Department of Health & Sanitation	Kapcherop	
Kamoi dispensary	Provide diagnostic services	Purchase of Lab equipment,	1	1,500,000	CG	2018-2022	Department of Health & Sanitation	Kamoi	

Project Name/Location	Objectives	Description of Activities	Targets	Cost (Kshs.)	Source of funding	Time frame	Implementing Agency	Sub Location	Wards
	Provide essential services	Construction of OPD,	1	2,500,000	CG	2018-2022	Department of Health & Sanitation	Kamoi	
	Motivate staff	staff house 2 bedroom single	1	2,000,000	CG	2018-2022	Department of Health & Sanitation	Kamoi	
	Demarcate land	fencing and gate,	1	1,000,000	CG	2018-2022	Department of Health & Sanitation	Kamoi	
	Improve waste management	Placenta pit	1	100,000	CG	2018-2022	Department of Health & Sanitation	Kamoi	
	Improve waste management	incinerator construction	1	800,000	CG	2018-2022	Department of Health & Sanitation	Kamoi	
Kapterit dispensary	Create conducive environment	purchase of land for expansion,	1	2,000,000	CG	2018-2022	Department of Health & Sanitation	Kapterit	
	Improve skilled delivery	Construction of maternity unit,	1	3,000,000	CG	2018-2022	Department of Health & Sanitation	Kapterit	
	Improve waste management	Construction of placenta pit	1	100,000	CG	2018-2022	Department of Health & Sanitation	Kapterit	
	Motivate staff	staff house 2 bedroom single	1	2,000,000	CG	2018-2022	Department of Health & Sanitation	Kapterit	
	Improve waste management	Incinerator	1	800,000	CG	2018-2022	Department of Health & Sanitation	Kapterit	
Chesubet dispensary	Provide diagnostic services	lab equipment,	1	1,500,000	CG	2018-2022	Department of Health & Sanitation	Kakisonga	
	Improve waste management	Construction of Incinerator	2	800,000	CG	2018-2022	Department of Health & Sanitation	Kakisonga	
	Motivate staff	staff house 2 bedroom single	1	2,000,000	CG	2018-2022	Department of Health & Sanitation	Kakisonga	
	Improve waste management	Construction of pit/toilet for patients	1	1,000,000	CG	2018-2022	Department of Health & Sanitation	Kakisonga	
	Demarcation of land	fencing	1	500,000	CG	2018-2022	Department of Health & Sanitation	Kakisonga	
Korongoi dispensary	Provide essential services	Assorted Medical equipment,	1	2,000,000	CG	2018-2022	Department of Health & Sanitation	Korongoi	
	Provide diagnostic services	lab construction,	1	1,500,000	CG	2018-2022	Department of Health & Sanitation	Korongoi	
	Motivate staff	staff house 2 bedroom single	1	2,000,000	CG	2018-2022	Department of Health & Sanitation	Korongoi	
	Demarcation of land	Fencing of land	1	500,000	CG	2018-2022	Department of Health & Sanitation	Korongoi	

Project Name/Location	Objectives	Description of Activities	Targets	Cost (Kshs.)	Source of funding	Time frame	Implementing Agency	Sub Location	Wards
	Improve waste management	Incinerator construction	1	800,000	CG	2018-2022	Department of Health & Sanitation	Korongoi	
	Improve waste management	Placenta pit construction	1	100,000	CG	2018-2022	Department of Health & Sanitation	Korongoi	
	Improve waste management	septic tank construction	1	800,000	CG	2018-2022	Department of Health & Sanitation	Korongoi	
	Provide essential services	Electrification connection		100,000	CG	2018-2022	Department of Health & Sanitation	Korongoi	
Kipsero dispensary	Create conducive environment	Purchase of land,	1	2,000,000	CG	2018-2022	Department of Health & Sanitation	Kipsero	
	Provide essential services	Assorted equipment,	1	2,000,000	CG	2018-2022	Department of Health & Sanitation	Kipsero	
	Motivate staff	staff house 2 bedroom single	1	2,000,000	CG	2018-2022	Department of Health & Sanitation	Kipsero	
	Provide essential services	Electrification connection	1	100,000	CG	2018-2022	Department of Health & Sanitation	Kipsero	
	Improve waste management	placenta pit	1	100,000	CG	2018-2022	Department of Health & Sanitation	Kipsero	
Medical Screening	Early detection of diseases	Screening for non-communicable diseases	1	2,000,000	CG	2018-2022	Department of Health & Sanitation	Entire ward	
Community Health strategy	Improve mobility for community units	Motorbikes	5	2,000,000	CG	2018-2022	Department of Health & Sanitation	All sub locations	
	Strengthen community units	CHV equipment's and motivation	10CHVs	1,000,000	CG	2018-2022	Department of Health & Sanitation	All sub locations	
Public Health	Prevent diseases	IRS and other public Health chemicals	5	5,000,000	CG	2018-2022	Department of Health & Sanitation	All sub locations	
Muskut Health Centre	Provide essential services	Assorted medical equipment	1	2,000,000	CG	2018-2022	Department of Health & Sanitation	Muskut	Soy North
	Provide diagnostic services	Provision of diagnostic services Construction of lab	1	1,500,000	CG	2018-2022	Department of Health & Sanitation	Muskut	
	Motivate staff	staff quarters construction 2-bedroom duplex	1	3,800,000	CG	2018-2022	Department of Health &Sanitation	Muskut	
	Improve skilled delivery	maternity construction	1	1,500,000	CG	2018-2022	Department of Health & Sanitation	Muskut	
	Improve commodity management	Drug Store construction	1	3,000,000	CG	2018-2022	Department of Health & Sanitation	Muskut	
	Demarcate land	Fencing of the facility	1	500,000	CG	2018-2022	Department of Health &	Muskut	

Project Name/Location	Objectives	Description of Activities	Targets	Cost (Kshs.)	Source of funding	Time frame	Implementing Agency	Sub Location	Wards
							Sanitation		
	Improve waste management	Waste management (Incinerator)	1	800,000	CG	2018-2022	Department of Health & Sanitation	Muskut	
	Improve sanitation	Connection to piped water	1	500,000	CG	2018-2022	Department of Health & Sanitation	Muskut	
Biretwo Health Centre	Provide essential services	Completion of pending projects	1	2,000,000	CG	2018-2022	Department of Health & Sanitation	Biretwo	
	Improve waste management	Construction of incinerator	1	800,000	CG	2018-2022	Department of Health & Sanitation	Biretwo	
	Provide emergency medical services	Purchase of ambulances	1	4,000,000	CG	2018-2022	Department of Health & Sanitation	Biretwo	
	Provide inpatient services	Construction of in-patient units, dental units,	1	5,000,000	CG	2018-2022	Department of Health & Sanitation	Biretwo	
	Provide Hearse services	construction of mortuary	1	10,000,000	CG	2018-2022	Department of Health & Sanitation	Biretwo	
Toror Dispensary	Improve accessibility	Completion of facility	1	2,000,000	CG	2018-2022	Department of Health & Sanitation	Toror	
	Provide essential services	Equipping the facility	1	2,000,000	CG	2018-2022	Department of Health & Sanitation	Toror	
	Improve skilled delivery	Construction of maternity wing	1	2,500,000	CG	2018-2022	Department of Health & Sanitation	Toror	
	Motivate staff	staff quarters construction 2 bedroom single	1	2,000,000	CG	2018-2022	Department of Health & Sanitation	Toror	
	Improve waste management	septic tank	1	800,000	CG	2018-2022	Department of Health & Sanitation	Toror	
	Demarcation of land	Fencing		500,000	CG	2018-2022	Department of Health & Sanitation	Toror	
Changach Barak dispensary	Improve skilled delivery	Improve service delivery maternity equipment	1	2,000,000	CG	2018-2022	Department of Health & Sanitation	Changach Barak	
	Improve sanitation	Procurement of tank 10litres	2	100,000	CG	2018-2022	Department of Health & Sanitation	Changach Barak	
	Motivate staff	staff quarters construction 2 bedroom single	1	2,000,000	CG	2018-2022	Department of Health &Sanitation	Changach Barak	
	Improve waste management	Placenta pit,	1	100,000	CG	2018-2022	Department of Health & Sanitation	Changach Barak	
	Provide diagnostic services	Lab unit	1	1,500,000	CG	2018-2022	Department of Health & Sanitation	Changach Barak	
	Improve services	Purchase of land	1	1,500,000	CG	2018-2022	Department of Health &	Changach Barak	

Project Name/Location	Objectives	Description of Activities	Targets	Cost (Kshs.)	Source of funding	Time frame	Implementing Agency	Sub Location	Wards
							Sanitation		
	Provide diagnostic services	Equipping of lab		1,500,000	CG	2018-2022	Department of Health & Sanitation	Changach Barak	
Emsea Dispensary	Improve skilled delivery	Construction of maternity unit	1	1,500,000	CG	2018-2022	Department of Health & Sanitation	Emsea	
	Improve skilled delivery	Equipping of maternity	1	2,500,000	CG	2018-2022	Department of Health & Sanitation	Emsea	
	Improve infection prevention	Purchase and installation Auto-clave machine	1	600,000	CG	2018-2022	Department of Health & Sanitation	Emsea	
Epke Dispensary	Improve skilled delivery	Completion of maternity unit	1	1,000,000	CG	2018-2022	Department of Health & Sanitation	Epke	
	Motivate staff	Staff quarters construction 2 bedroom single	1	2,000,000	CG	2018-2022	Department of Health & Sanitation	Epke	
	Improve waste management	Construction of incinerator	1	800,000	CG	2018-2022	Department of Health & Sanitation	Epke	
Cheptebo Dispensary	Motivate staff	Staff quarters construction 2 bedroom single	1	2,000,000	CG	2018-2022	Department of Health & Sanitation	Cheptebo	
	Improve waste management	Incinerator	1	800,000	CG	2018-2022	Department of Health & Sanitation	Cheptebo	
	Improve waste management	Placenta pit	1	100,000	CG	2018-2022	Department of Health & Sanitation	Cheptebo	
Emis Dispensary		Equipping the facility	1	2,000,000	CG	2018-2022	Department of Health & Sanitation	Emis	
	Create conducive environment	Construction of Lab unit	1	1,500,000	CG	2018-2022	Department of Health & Sanitation	Emis	
Community Health unit	Improve mobility for community units	Motorbikes	2	800,000	CG	2018-2022	Department of Health & Sanitation	All sub Locations	
	Strengthen community units	CHV equipment's and motivation	20CHVs	2,000,000	CG	2018-2022	Department of Health & Sanitation	All sub Locations	
Medical Screening	Early detection of diseases	Screening for non-communicable diseases	1	2,000,000	CG	2018-2022	Department of Health & Sanitation	Entire ward	
Public Health	Prevent diseases	IRS and other public Health chemicals	2	2,000,000	CG	2018-2022	Department of Health &Sanitation	All sub Locations	
Turesia dispensary	Motivated staff	Upgrading of Turesia dispensary to health centres	1	-	CG	2018-2022	Department of Health & Sanitation	Turesia	Soy South
	Improve infrastructure	Construction of staff houses (duplex)	1	3,800,000	CG	2018-2022	Department of Health & Sanitation	Turesia	
	Improve	OPD unit	1	2,500,000	CG	2018-2022	Department of Health &	Turesia	

Project Name/Location	Objectives	Description of Activities	Targets	Cost (Kshs.)	Source of funding	Time frame	Implementing Agency	Sub Location	Wards
	infrastructure						Sanitation		
	Offer essential services	Assorted medical equipment	1	2,000,000	CG	2018-2022	Department of Health & Sanitation	Turesia	
	Improved skilled delivery	Maternity	1	1,500,000	CG	2018-2022	Department of Health & Sanitation	Turesia	
	Improved skilled delivery	Maternity equipment's		2,500,000	CG	2018-2022	Department of Health & Sanitation	Turesia	
	Offer inpatient services	Inpatient Wards	1	5,000,000	CG	2018-2022	Department of Health & Sanitation	Turesia	
Kocholwo Sub County Hospital	Improve maternal health	Modern maternity	1	5,000,000	CG	2018-2022	Department of Health & Sanitation	Salawa	
	Improve diagnostic services	Laboratory constructed and Equipped	1	10,000,000	CG	2018-2022	Department of Health & Sanitation	Salawa	
	Improve emergency services	Accident and Emergency Unit	1	5,000,000	CG	2018-2022	Department of Health & Sanitation	Salawa	
	Imrpve services	Purchase of land	1	2,000,000	CG	2018-2022	Department of Health & Sanitation	Salawa	
	Improve facility services	Renovation of facility	1	5,000,000	CG	2018-2022	Department of Health & Sanitation	Salawa	
NYS dispensary	Offer essential services	Upgrading of NYS dispensary to health centres	1	-	CG	2018-2022	Department of Health & Sanitation	Chepsirei	
	Motivated staff	Construction of staff houses (duplex)	1	3,800,000	CG	2018-2022	Department of Health & Sanitation	Chepsirei	
	Improve infrastructure	OPD unit	1	2,500,000	CG	2018-2022	Department of Health & Sanitation	Chepsirei	
	Offer essential services	Assorted medical equipment	1	2,000,000	CG	2018-2022	Department of Health & Sanitation	Chepsirei	
	Improved skilled delivery	Maternity unit	1	1,500,000	CG	2018-2022	Department of Health & Sanitation	Chepsirei	
	Improved skilled delivery	Maternity equipment's	1	2,500,000	CG	2018-2022	Department of Health & Sanitation	Chepsirei	
	Offer inpatient services	Inpatient Wards	1	5,000,000	CG	2018-2022	Department of Health &Sanitation	Chepsirei	
Kimoloi dispensary	Offer essential services	Upgrading of Kimoloi dispensaries to health centres	1	-	CG	2018-2022	Department of Health & Sanitation	Kapkossom	
	Motivation of staff	Construction of staff houses (duplex)	1	3,800,000	CG	2018-2022	Department of Health & Sanitation	Kapkossom	
	Improve	OPD unit	1	2,500,000	CG	2018-2022	Department of Health &	Kapkossom	

Project Name/Location	Objectives	Description of Activities	Targets	Cost (Kshs.)	Source of funding	Time frame	Implementing Agency	Sub Location	Wards
	infrastructure						Sanitation		
	Offer essential services	Assorted medical equipment	1	2,000,000	CG	2018-2022	Department of Health & Sanitation	Kapkossom	
	Improve skilled delivery	Maternity	1	1,500,000	CG	2018-2022	Department of Health & Sanitation	Kapkossom	
	Improve skilled delivery	Maternity equipment's	1	2,500,000	CG	2018-2022	Department of Health & Sanitation	Kapkossom	
	Offer inpatient services	Inpatient Wards	1	5,000,000	CG	2018-2022	Department of Health & Sanitation	Kapkossom	
Kabokbok dispensary	Improve accessibility	Construction of OPD unit new	1	2,500,000	CG	2018-2022	Department of Health & Sanitation	Morop	
Kapindu dispensary	Improve accessibility	Construction of OPD unit new	1	2,500,000	CG	2018-2022	Department of Health & Sanitation	Molol	
Setano Dispensary	Improve essential services	Renovation	1	2,500,000	CG	2018-2022	Department of Health & Sanitation	Setano	
Teber dispensary	Improve accessibility	Construction of OPD unit new	1	2,500,000	CG	2018-2022	Department of Health & Sanitation	Kocholwo	
Kalwal Dispensary	Offer essential services	Assorted medical equipment	1	2,000,000	CG	2018-2022	Department of Health & Sanitation	-	
Medical Screening	Early detection of diseases	Screening for non-communicable diseases	1	2,000,000	CG	2018-2022	Department of Health & Sanitation	Entire ward	
Community Health services	Improve mobility for community units	Motorbikes	3	1,200,000	CG	2018-2022	Department of Health & Sanitation	All Sub Locations	
	Strengthen community units	CHV equipment's and motivation	30CHVs	3,000,000	CG	2018-2022	Department of Health & Sanitation	All Sub Locations	
Public Health	Prevent diseases	IRS and other public Health chemicals	3	3,000,000	CG	2018-2022	Department of Health & Sanitation	All Sub Locations	
Anin dispensary	Improve skilled delivery	Constructing of maternity	1	1,500,000	CG	2018-2022	Department of Health & Sanitation	Anin	Tambach
	Improve skilled delivery	Equipping of maternity	1	2,500,000	CG	2018-2022	Department of Health & Sanitation	Anin	
	Improve services	Upgrading to Health Centre	1	-	CG	2018-2022	Department of Health & Sanitation	Anin	
	Motivate staff	Construction of staff quarters 2 bedroom single	1	2,000,000	CG	2018-2022	Department of Health & Sanitation	Anin	
Kapchebar dispensary	Create conducive environment	Purchase of land	1	2,000,000	CG	2018-2022	Department of Health & Sanitation	Kipkaa	
	Improve skilled	Equipping of maternity	1	2,500,000	CG	2018-2022	Department of Health &	Kipkaa	

Project Name/Location	Objectives	Description of Activities	Targets	Cost (Kshs.)	Source of funding	Time frame	Implementing Agency	Sub Location	Wards
	delivery						Sanitation		
	Improve sanitation	Purchase of water tank 10 000 lit	1	100,000	CG	2018-2022	Department of Health & Sanitation	Kipkaa	
	Motivate staff	staff houses 2 bed room single	1	2,000,000	CG	2018-2022	Department of Health & Sanitation	Kipkaa	
Tambach Sub County Hospital	Improve diagnostic services	Construction of OPD with Laboratory inside constructed and Equipped	1	10,000,000	CG	2018-2022	Department of Health & Sanitation	Kapterik	
	Improve emergency services	Accident and Emergency Unit	1	12,000,000	CG	2018-2022	Department of Health & Sanitation	Kapterik	
	Enhance patient safety	Facility renovated including walkways and demolition of old buildings	1	5,000,000	CG	2018-2022	Department of Health & Sanitation	Kapterik	
	Improve emergency services	Ambulance	1	4,000,000	CG	2018-2022	Department of Health & Sanitation	Kapterik	
	Improve staff welfare	Staff houses	1	4,000,000	CG	2018-2022	Department of Health & Sanitation	Kapterik	
Songeto dispensary	Offer essential services	Equipping OPD	1	2,000,000	CG	2018-2022	Department of Health & Sanitation	Songeto	
	Improved skilled delivery	Equipping of maternity	1	2,000,000	CG	2018-2022	Department of Health & Sanitation	Songeto	
	Offer diagnostic services	lab construction	1	1,500,000	CG	2018-2022	Department of Health & Sanitation	Songeto	
	Offer emergency medical services	Purchase of ambulance	1	4,000,000	CG	2018-2022	Department of Health & Sanitation	Songeto	
KWS Rimoi Dispensary	Motivate staff	staff houses 2 bed room single	1	2,000,000	CG	2018-2022	Department of Health & Sanitation	Rimoi	
	Improved infrastructure	Electricity installation	1	100,000	CG	2018-2022	Department of Health & Sanitation	Rimoi	
	Improved security	Fencing	1	500,000	CG	2018-2022	Department of Health &Sanitation	Rimoi	
	Improved sanitation	Piped water connection	1	500,00	CG	2018-2022	Department of Health & Sanitation	Rimoi	
Bireton	Improve accessibility	Functionalizing it (Equipping OPD)	1	2,000,000	CG	2018-2022	Department of Health & Sanitation	Bireton	
Kewapsos Dispensary	Improve waste management	Equipping Maternity	1	1,500,000	CG	2018-2022	Department of Health & Sanitation	Kewapsos	

Project Name/Location	Objectives	Description of Activities	Targets	Cost (Kshs.)	Source of funding	Time frame	Implementing Agency	Sub Location	Wards
	Offer diagnostic services	Equipping lab	1	1,500,000	CG	2018-2022	Department of Health & Sanitation	Kewapsos	
	Offer diagnostic services	Staff houses 2 bed room single	1	2,000,000	CG	2018-2022	Department of Health & Sanitation	Kewapsos	
	Offer essential services	Electricity installation	1	100,000	CG	2018-2022	Department of Health & Sanitation	Kewapsos	
Community Health services	Improve mobility for community units	Motorbikes	5	2,00,000	CG	2018-2022	Department of Health & Sanitation	All sub locations	
	Strengthen community units	CHV equipment's and motivation	50 CHVs	5,000,000	CG	2018-2022	Department of Health & Sanitation	All sub locations	
Medical Screening	Early detection of diseases	Screening for non-communicable diseases	1	2,000,000	CG	2018-2022	Department of Health & Sanitation	Entire ward	
Public Health	Prevent diseases	IRS and other public Health chemicals	5	5,000,000	CG	2018-2022	Department of Health & Sanitation	All sub locations	

Water, Environment, Lands, Natural Resources, and Climate Change

Table 83: LandsWater, Environment and Climate Change Management Proposed Projects

Project Name	Objectives	Description of activities	Targets	Cost (Kshs)	Source of funding	Time frame	Implementing agency	Sub location	Ward
Ononoi BH borehole water project	Avail clean and portable water for domestic and livestock use	Completion of distribution network and installation of solar water pump	300HH	8,500,000	CG	2018-2022	Dept. Lands, Water, Environment & Climate Change Management	Kilos	Arror
Kilos ononoi water project	Avail clean and portable water for domestic and livestock use	Distribution and construction of 1N0. 100M^3 masonry water tanks	350HH	10,000,000	CG	2018-2022	Dept. Lands, Water, Environment & Climate Change Management	Kilos	
Togota water project	Avail clean and portable water for domestic and livestock use	Pipeline extension	120HH	3,000,000	CG	2018-2022	Dept. Lands, Water, Environment & Climate Change Management		
Koikoi water project	Avail clean and portable water for domestic and livestock use	Pipeline extension	130HH	3,000,000	CG	2018-2022	Dept. Lands, Water, Environment & Climate Change Management	Koitilial	
Emboyas water project	Avail clean and portable water for domestic and	Construction of intake, gravity main, distribution and of 1N0.	240HH	10,000,000	CG	2018-2022	Dept. Lands, Water, Environment & Climate	Koitilial	

Project Name	Objectives	Description of activities	Targets	Cost (Kshs)	Source of funding	Time frame	Implementing agency	Sub location	Ward
	livestock use	50M^3 masonry water tanks					Change Management		
Chebilat Water project	Avail clean and portable water for domestic and livestock use	Pipeline extension	360HH	6,000,000	CG	2018-2022	Dept. Lands, Water, Environment & Climate Change Management	Niwai	
Kabore-chebuyai water project	Avail clean and portable water for domestic and livestock use	Pipeline extension	310HH	5,000,000	CG	2018-2022	Dept. Lands, Water, Environment & Climate Change Management	Niwai	
Kobuswo-kokwop seko water project	Avail clean and portable water for domestic and livestock use	Construction of intake, gravity main, distribution and of 1N0. 50M^3 masonry water tanks	300HH	8,000,000	CG	2018-2022	Dept. Lands, Water, Environment & Climate Change Management		
Koitilial water project	Avail clean and portable water for domestic and livestock use	Extension of spring water from a to Koitilial centre	180HH	4,000,000	CG	2018-2022	Dept. Lands, Water, Environment & Climate Change Management	Resim	
Taroch spring water project	Avail clean and portable water for domestic and livestock use	Spring protection and pipeline	270HH	2,500,000	CG	2018-2022	Dept. Lands, Water, Environment & Climate Change Management	Arror	
Chepsigor water project	Avail clean and portable water for domestic and livestock use	Construction of intake, gravity main, distribution and of 1N0. 50M^3 masonry water tanks tanks)	370HH	8,000,000	CG	2018-2022	Dept. Lands, Water, Environment & Climate Change Management	Arror	
Kisodo water project	Avail clean and portable water for domestic and livestock use	Pipeline Extension	290HH	5,000,000	CG	2018-2022	Dept. Lands, Water, Environment & Climate Change Management	Arror	
Emborar Water project	Avail clean and portable water for domestic and livestock use	Pipeline Extension and installation of solar water pump	220HH	5,000,000	CG	2018-2022	Dept. Lands, Water, Environment & Climate Change Management	Resim	
Chesuman primary Borehole	Avail clean and portable water for domestic and livestock use	Installation of solar power system for pumping	30HH	3,000,000	CG	2018-2022	Dept. Lands, Water, Environment & Climate Change Management	Resim	
Cherelachbei Water project	Avail clean and portable water for domestic and livestock use	Construction of intake, gravity main, distribution and construction of 1N0. 50m^{3}masontry masonry water project (new)	190HH	8,000,000	CG	2018-2022	Dept. Lands, Water, Environment & Climate Change Management	Resim	
Toroch water project	Avail clean and portable water for domestic and livestock use	Pipeline Extension	430HH	4,000,000	CG	2018-2022	Dept. Lands, Water, Environment & Climate Change Management	Kapchemita	
Chemoro Water project	Avail clean and portable water for domestic and	Construction of intake, gravity main, distribution and 1N0. 50m3	500HH	12,000,000	CG	2018-2022	Dept. Lands, Water, Environment & Climate	Cheptembe rerwa	

Project Name	Objectives	Description of activities	Targets	Cost (Kshs)	Source of funding	Time frame	Implementing agency	Sub location	Ward
	livestock use	masonry water tank					Change Management		
Resim Water project	Avail clean and portable water for domestic and livestock use	Extension of pipeline	47OHH	5,000,000	CG	2018-2022	Dept. Lands, Water, Environment & Climate Change Management	Cheptemberwa	
Tunyo Primary School Borehole	Avail clean and portable to students of Tunyo	Installation of solar power system for pumping	120HH	3,000,000	CG	2018-2022	Dept. Lands, Water, Environment & Climate Change Management	Cheptemberwa	
Environmental conservation	Conserve and protect the environment t	Control of charcoal burning, water catchment and Reforestation	Entire Ward	3,000,000	CG	2018-2022	Dept. Lands, Water, Environment & Climate Change Management	Entire ward	
Land acquisition for dumpsites	To ensure the town is rid-off solid waste menace	Purchase of land for garbage disposal and fencing at Arror	Arror center	5,000,000	CG	2018-2022	Dept. Lands, Water, Environment & Climate Change Management	Arror	
Planning of centres	Create a harmonized town with prerequisite facilities	Centers and market planning	Arror center	2,000,000	CG	2018-2022	Dept. Lands, Water, Environment & Climate Change Management	Arror	
Chepkorio water supply	Avail clean and portable water for domestic and livestock use	expansion of the reservoir (main intake improvement) land acquisition/compensation	1530HH	8,600,000	CG	2018-2022	Dept. Lands, Water, Environment & Climate Change Management	Chepkorio	Chepkorio
		Supply of water treatment chemicals (Alum and Chlorine)		1,000,000					
Lelboinet Borehole	Avail clean and portable water for domestic and livestock use	-upgrading solar panels -casing of the solar panels -water tank	40HH	3,000,000	CG	2018-2022	Dept. Lands, Water, Environment & Climate Change Management	Lelboinet	
Kipchiloi	Avail clean and portable water for domestic and livestock use	Raising of the water intake weir and tank	800HH	5,500,000	CG	2018-2022	Dept. Lands, Water, Environment & Climate Change Management	Kipchiloi	
Kipchepchep	Avail clean and portable water for domestic and livestock use	- Construction of distribution lines -De-silting of intake	780HH	8,000,000	CG	2018-2022	Dept. Lands, Water, Environment & Climate Change Management		
Lamaiywo	Avail clean and portable water for domestic and livestock use	Construction of distribution lines water and tank	450HH	3,000,000	CG	2018-2022	Dept. Lands, Water, Environment & Climate Change Management		
Tachasis	Avail clean and portable water for domestic and livestock use	Construction of distribution of pipelines and tank	900HH	3,500,000	CG	2018-2022	Dept. Lands, Water, Environment & Climate Change Management		
Kipsaina borehole	Avail clean and portable water for domestic and	-Purchasing of solar panel, pumping system and storage	120hh	6,900,000	CG	2018-2022	Dept. Lands, Water, Environment & Climate	Kipsaina	

Project Name	Objectives	Description of activities	Targets	Cost (Kshs)	Source of funding	Time frame	Implementing agency	Sub location	Ward
	livestock use	tanks -drill one borehole near the school					Change Management		
Cherota	Avail clean and portable water for domestic and livestock use	Improve the graphite land and intake tank repair	560HH	2,500, 000	CG	2018-2022	Dept. Lands, Water, Environment & Climate Change Management	Cherota	
Nyaru	Avail clean and portable water for domestic and livestock use	-Pumping system and distribution lines to be installed -Drill a borehole	400HH	8,000, 000	CG	2018-2022	Dept. Lands, Water, Environment & Climate Change Management	Nyaru	
Samich Water project	Avail clean and portable water for domestic and livestock use	-boreholes drilling and equipping	450HH	5,300, 000	CG	2018-2022	Dept. Lands, Water, Environment & Climate Change Management	Samich	
Kapcheptek water project	Avail clean and portable water for domestic and livestock use	Masonry water tank and pipeline	300HH	4,500, 000	CG	2018-2022	Dept. Lands, Water, Environment & Climate Change Management	Kapcheptek	
Kamelil	Avail clean and portable water for domestic and livestock use	Masonry water storage tank and distribution lines	700HH	7,500, 000	CG	2018-2022	Dept. Lands, Water, Environment & Climate Change Management	Kamelil	
Senetwa	Avail clean and portable water for domestic and livestock use	-Increase the size of the pipeline and distribution lines -Masonry water storage tank	1000HH	6,000, 000	CG	2018-2022	Dept. Lands, Water, Environment & Climate Change Management		
Kapngetik	Avail clean and portable water for domestic and livestock use	repair of tanks	300HH	4,000, 000	CG	2018-2022	Dept. Lands, Water, Environment & Climate Change Management		
Kapletingi water project	Avail clean and portable water for domestic and livestock use	Repair of 1N0. 50m^3 Masontry water tank and pipelaying 1km	350HH	3,000, 000	CG	2018-2022	Dept. Lands, Water, Environment & Climate Change Management		
Yatiane water tank project	Avail clean and portable water for domestic and livestock use	Repair of 100m^3 masontry water tank	100HH	1,500, 000	CG	2018-2022	Dept. Lands, Water, Environment & Climate Change Management		
Planning of centre	Achieve harmonized location of town facilities	-Spatial planning for all centers and markets	Flax, Chepkorio, Nyaru	2,000, 000	CG	2018-2022	Dept. Lands, Water, Environment & Climate Change Management	Chepkorio and Samich	
Acquiring dumpsite land	Maintain cleanliness	acquire dumping site for Nyaru, Chepkorio and Flax	Flax	4,500, 000	CG	2018-2022	Dept. Lands, Water, Environment & Climate Change Management	Chepkorio	
Environmental conservation	Increase forest cover, protect water catchment	-conservation of water catchments and water towers	100, 000 assorted	3,000, 000	CG	2018-2022	Dept. Lands, Water, Environment & Climate	Ward wide	

Project Name	Objectives	Description of activities	Targets	Cost (Kshs)	Source of funding	Time frame	Implementing agency	Sub location	Ward
	areas and create awareness	-establishment of the nurseries(all sub locations) -re afforestation -NEMA to mark the boundary(30m away from the river -Establish ward planting day(county to buy trees)	exotic trees				Change Management		
Mosongo-Barsombe water project	Avail clean and portable water for domestic and livestock use	Feasibility study, survey, design Construction of intake works, storage tanks ,gravity main, distribution, conventional water treatment	2,000HH	800,000,000	CG	2018-2022	Dept. Lands, Water, Environment & Climate Change Management	Cherangany, Kaptiony	Cherangany /Chebororwa
Kessum-Kapchebit-Kondabilet water project	Avail clean and portable water for domestic and livestock use	Pipeline extension and construction of 1N0. 50m^3 masonry water tank -Drilling and equipping of borehole at Kondabilet	1050HH	8,000,000	CG	2018-2022	Dept. Lands, Water, Environment & Climate Change Management	Kondabilet and Kapchebit	
Tuiyobei-Koiman water project	Avail clean and portable water for domestic and livestock use	Rehabilitation and extension	1600HH	9,000,000	CG	2018-2022	Dept. Lands, Water, Environment & Climate Change Management	Koitugum, Kamanin, Kabelio and Kaptiony	
Kondabilet water Dam	Avail clean and portable water for domestic and livestock use	Kondabilet water dam – Dam Desilting	500HH and 3000LU	50,000,000	CG	2018-2022	Dept. Lands, Water, Environment & Climate Change Management	Kondabilet	
Tenden-Chepyos water project	Avail clean and portable water for domestic and livestock use	Rehabilitation and pipeline extension	200HH	6,000,000	CG	2018-2022	Dept. Lands, Water, Environment & Climate Change Management	Tenden	
Ongoing projects-Supply of pipes and fittings	Avail clean and portable water for domestic and livestock use	Completion of continuous rehabilitation of existing water projects (Simat, Kaptiony Kapkiai-Kabelyo And Kondabilet Water Project)	750HH	9,000,000	CG	2018-2022	Dept. Lands, Water, Environment & Climate Change Management	Chebai, Tenden, Kondabilet,	
Kapkures water project	Avail clean and portable water for domestic and livestock use	Pipeline extension	300HH	3,000,000	CG	2018-2022	Dept. Lands, Water, Environment & Climate Change Management	Chebai	
Environmental conservation	Increase forest cover and protect the catchment areas	Conservation of catchment areas, farm forestry, establishment of tree nurseries and greening	100,000 Assorted tree	3,000,000	CG	2018-2022	Dept. Lands, Water, Environment & Climate Change Management	Ward wide	

Project Name	Objectives	Description of activities	Targets	Cost (Kshs)	Source of funding	Time frame	Implementing agency	Sub location	Ward
		program in institution	seedlings						
Acquiring dumpsite land	Maintain cleanliness	acquire dumping site at Tenden	1N0. Dump site	200,000	CG	2018-2022	Dept. Lands, Water, Environment & Climate Change Management		
Tirich water project	Avail clean and portable water for domestic and livestock use	Rehabilitation and pipeline extension	1200HH and 150LU	8,000,000	CG	2018-2022	Dept. Lands, Water, Environment & Climate Change Management	Korou	Embobut /Embolot
Kosich water project	Avail clean and portable water for domestic and livestock use	Completion of gravity main and distribution	1300HH 130LU	20,000,000	CG	2018-2022	Dept. Lands, Water, Environment & Climate Change Management		
Kotogot water project	Avail clean and portable water for domestic and livestock use	Construction of pipeline extension and storage tank 50m^3	500HH 130LU	5,000,000	CG	2018-2022	Dept. Lands, Water, Environment & Climate Change Management	Maron	
Mungwa water project	Avail clean and portable water for domestic and livestock use	-construction of intake works, gravity main, distribution and 1N0. 50M^3 Masonry water tank	140HH 50LU	8,000,000	CG	2018-2022	Dept. Lands, Water, Environment & Climate Change Management	Maron	
Barelach Water project	Avail clean and portable water for domestic and livestock use	Intake works ,gravity main,distribution	250HH 120LU	5,000,000	CG	2018-2022	Dept. Lands, Water, Environment & Climate Change Management	Barelach	
Environment	Increase forest cover and protect water catchment areas	Conservation of water catchment areas, school greening and establishment of tree nurseries	100,000 Assorted seedlings	300,000	CG	2018-2022	Dept. Lands, Water, Environment & Climate Change Management	Ward wide	
Emsoo water project	Avail clean and portable water for domestic and livestock use	Gravity main and distribution	916HH and 200LU	12,000,000	CG	2018-2022	Dept. Lands, Water, Environment & Climate Change Management	Emsoo, Kaptum, Kapchelal	Emsoo
Kipkulot water project	Avail clean and portable water for domestic and livestock use	Pipeline extension	70HH	4,500,000	CG	2018-2022	Dept. Lands, Water, Environment & Climate Change Management	Kapchelal	
Kamelil water project	Avail clean and portable water for domestic and livestock use	Pipeline extension	200HH	5,000,000	CG	2018-2022	Dept. Lands, Water, Environment & Climate Change Management		
Nyalil/Matany water project	Avail clean and portable water for domestic and livestock use	Pipeline extension	400HH 500LU	3,500,000	CG	2018-2022	Dept. Lands, Water, Environment & Climate Change Management	Nyalil	
kongchepkese /Kiptieltiel water project	Avail clean and portable water for domestic and livestock use	Pipeline extension	300HH 200LU	4,000,000	CG	2018-2022	Dept. Lands, Water, Environment & Climate Change Management	Kapchelal	
Kibomo/	Avail clean and portable	Pipeline extension	460HH	6,000,	CG	2018-	Dept. Lands, Water,	Chegilet	

Project Name	Objectives	Description of activities	Targets	Cost (Kshs)	Source of funding	Time frame	Implementing agency	Sub location	Ward
Chebilat water project	water for domestic and livestock use		300LU	000		2022	Environment & Climate Change Management		
Enou water project	Avail clean and portable water for domestic and livestock use	Pipeline extension	240HH 100LU	4,000, 000	CG	2018-2022	Dept. Lands, Water, Environment & Climate Change Management		
Arar-Kamoigon water project	Avail clean and portable water for domestic and livestock use	Pipeline extension	300HH 400LU	4,000, 000	CG	2018-2022	Dept. Lands, Water, Environment & Climate Change Management	Chegilet	
Kiplegetetwa water project	Avail clean and portable water for domestic and livestock use	Pipeline extension	150HH 80LU	4,000, 000	CG	2018-2022	Dept. Lands, Water, Environment & Climate Change Management		
Chegilet water project	Avail clean and portable water for domestic and livestock use	Pipeline extension	250HH 500LU	4,000, 000	CG	2018-2022	Dept. Lands, Water, Environment & Climate Change Management	Chegilet	
Chebagon /Kimosese water project	Avail clean and portable water for domestic and livestock use	Pipeline extension	200HH 50LU	7,500, 000	CG	2018-2022	Dept. Lands, Water, Environment & Climate Change Management		
Matus water project	Avail clean and portable water for domestic and livestock use	Pipeline extension	150HH 50LU	6,000, 000	CG	2018-2022	Dept. Lands, Water, Environment & Climate Change Management		
Mosewe spring Protection and pipeline	Avail clean and portable water for domestic and livestock use	Spring protection, fencing and pipeline	80HH 40LU	1,500, 000	CG	2018-2022	Dept. Lands, Water, Environment & Climate Change Management		
Chebininy spring and	Avail clean and portable water for domestic and livestock use	Spring protection, fencing and pipeline	100HH 300LU	1,500, 000	CG	2018-2022	Dept. Lands, Water, Environment & Climate Change Management	Chegilet	
Bulich spring	Avail clean and portable water for domestic and livestock use	Spring protection, fencing and pipeline	70HH 40LU	1,500, 000	CG	2018-2022	Dept. Lands, Water, Environment & Climate Change Management		
Emchetui spring	Avail clean and portable water for domestic and livestock use	Spring protection, fencing and pipeline	72HH 30LU	1,500, 000	CG	2018-2022	Dept. Lands, Water, Environment & Climate Change Management		
Kiplegetetwa spring	Avail clean and portable water for domestic and livestock use	Spring protection, fencing and pipeline	55HH 47LU	1,500, 000	CG	2018-2022	Dept. Lands, Water, Environment & Climate Change Management		
Environmental conservation	Increase forest cover and conserve water catchment areas	-Fencing and tree planting at all water intakes/river banks -Pegging and fencing of all	100,000 Assorted trees	1,700, 000	CG	2018-2022	Dept. Lands, Water, Environment & Climate Change Management	Ward wide	

Project Name	Objectives	Description of activities	Targets	Cost (Kshs)	Source of funding	Time frame	Implementing agency	Sub location	Ward
		catchment areas -Enactment of environmental conservation policies -Establishment of tree nurseries -Awareness funding and campaign against charcoal burning							
Chesiwew water project	Avail clean and portable water for domestic and livestock use	construction of intake works, gravity main, distribution	750HH 200LU	8,000,000	CG	2018-2022	Dept. Lands, Water, Environment & Climate Change Management	Kaben and Marich	Endo
Kongurut water project	Avail clean and portable water for domestic and livestock use	Pipeline extension and construction of 1N0. 100m^{3}masontry water tank	450HH 150LU	7,500,000	CG	2018-2022	Dept. Lands, Water, Environment & Climate Change Management	Barkelat Kowon	
Chebilil-Lengut-Krel Borehole	Avail clean and portable water for domestic and livestock use	Drilling, equipping and pipeline and masonry water tank	200HH 120LU	8,300,000	CG	2018-2022	Dept. Lands, Water, Environment & Climate Change Management	Talai	
Cheptora water project	Avail clean and portable water for domestic and livestock use	Pipeline extension	200HH 120LU	4,000,000	CG	2018-2022	Dept. Lands, Water, Environment & Climate Change Management		
Chesinan-Sambalat water project	Avail clean and portable water for domestic and livestock use	Pipeline extension	250HH 125LU	2,500,000	CG	2018-2022	Dept. Lands, Water, Environment & Climate Change Management		
Embobut ,koutikonin, kasaburwa water project	Avail clean and portable water for domestic and livestock use	construction of intake works, gravity main, distribution	400HH 120LU	8,000,000	CG	2018-2022	Dept. Lands, Water, Environment & Climate Change Management	Sakat, Kasemoi, Kisiwei	
Bororwa water project	Avail clean and portable water for domestic and livestock use	Construction of intake, pipeline, tank and distribution lines	400HH 230LU	6,000,000	CG	2018-2022	Dept. Lands, Water, Environment & Climate Change Management	Sambalat	
Kisaram sokobora water project	Avail clean and portable water for domestic and livestock use	Pipeline extension	450HH 100LU	7,000,000	CG	2018-2022	Dept. Lands, Water, Environment & Climate Change Management	Kasemoi	
Kapkain BH	Avail clean and portable water for domestic and livestock use	Drilling and equipping with solar kapkani bore hole, masonry storage tank and pipeline	70HH 200LU	8,300,000	CG	2018-2022	Dept. Lands, Water, Environment & Climate Change Management	Kapkondot	
Kapkondot water project	Avail clean and portable water for domestic and livestock use	source at Embilat (new) construction of intake works, gravity main, distribution	230HH 120LU	6,000,000	CG	2018-2022	Dept. Lands, Water, Environment & Climate Change Management	Kapkondot	

Project Name	Objectives	Description of activities	Targets	Cost (Kshs)	Source of funding	Time frame	Implementing agency	Sub location	Ward
Kisoga-chesongoch water project	Avail clean and portable water for domestic and livestock use	Rehabilitation and pipeline extension	300HH 300LU 80lu	5,000,000	CG	2018-2022	Dept. Lands, Water, Environment & Climate Change Management	Kakiptul Kakiptul	
Ngarwa-kipkomo water project	Avail clean and portable water for domestic and livestock use	Construction of intake works, gravity main, distribution	100HH 69LU	6,000,000	CG	2018-2022	Dept. Lands, Water, Environment & Climate Change Management		
Olot ketut Water project	Avail clean and portable water for domestic and livestock use	Pipeline extension	550HH 100LU	5,000,0000	CG	2018-2022	Dept. Lands, Water, Environment & Climate Change Management		
Environment conservation	Increase forest cover	Farm forest established within the ward, protection of water catchments, dryland forest along the valley	100,000 assorted trees	3,000,000	CG	2018-2022	Dept. Lands, Water, Environment & Climate Change Management	Ward wide	
Physical Planning	To have well planned and harmonizes town plants	Carry out town planning and adjudicate two towns	Sokobora and Kabetwa	1,000,000	CG	2018-2022	Dept. Lands, Water, Environment & Climate Change Management		
Kipriria water project	Avail clean and portable water for domestic and livestock use	Extension of pipeline and construction of 2N0.50m^3 Masonry water tank	1000HH 300LU	6,200,000	CG	2018-2022	Dept. Lands, Water, Environment & Climate Change Management		Kabiemit
Kapkitony water project	Avail clean and portable water for domestic and livestock use	Extension of pipeline	450HH 300LU	3,500,000	CG	2018-2022	Dept. Lands, Water, Environment & Climate Change Management	Kapkitony	
Talal water project	Avail clean and portable water for domestic and livestock use	Extension of piping and construction of 2N0. 50M^3 Masonry water storage tanks	950HH 350LU	5,200,000	CG	2018-2022	Dept. Lands, Water, Environment & Climate Change Management		
Kapchepter water project	Avail clean and portable water for domestic and livestock use	Extension of gravity and distribution	600HH 200LU	4,000,000	CG	2018-2022	Dept. Lands, Water, Environment & Climate Change Management		
Tirwane water project	Avail clean and portable water for domestic and livestock use	Installation of hydram and pipeline system	1200HH 400LU	3,500,000	CG	2018-2022	Dept. Lands, Water, Environment & Climate Change Management		
Kapchepter BH water project	Avail clean and portable water for domestic and livestock use	Drilling and equipping of borehole, pipeline and construction of 1N0. 50m^3 masonry water tank	60HH 40LU	4,100,000	CG	2018-2022	Dept. Lands, Water, Environment & Climate Change Management		
Kapchebelel BH water project	Avail clean and portable water for domestic and livestock use	Hydrogeological survey, drilling, equipping of borehole, pipeline and construction of 1N0. 50m^3	70HH 50LU	7,600,000	CG	2018-2022	Dept. Lands, Water, Environment & Climate Change Management		

Project Name	Objectives	Description of activities	Targets	Cost (Kshs)	Source of funding	Time frame	Implementing agency	Sub location	Ward
		masonry water tank							
Boywech BH water project	Avail clean and portable water for domestic and livestock use	Hydrogeological survey, drilling of borehole drilling, equipping of borehole, pipeline and construction of 1N0. 50m^3 masonry water tank	30HH 20LU	7,600, 000	CG	2018-2022	Dept. Lands, Water, Environment & Climate Change Management		
Simotwo water project	Avail clean and portable water for domestic and livestock use	Feasibility study, intake, gravity main, distribution and 1N0. 100m^3 masonry water tank	300HH 200LU	10,00 0,000	CG	2018-2022	Dept. Lands, Water, Environment & Climate Change Management		
Kimwogo Borehole drilling	Avail clean and portable water for domestic and livestock use	Drilling and borehole equipping, pipeline and construction of 1N0. 50m^3 masonry water tank	60HH 45LU	7,600, 000	CG	2018-2022	Dept. Lands, Water, Environment & Climate Change Management		
Kapsawek Borehole	Avail clean and portable water for domestic and livestock use	Drilling and equipping of borehole equipping, pipeline and construction of 1N0. 50m^3 masonry water tank	60HH 45LU	7,600, 000	CG	2018-2022	Dept. Lands, Water, Environment & Climate Change Management		
KD-kipkabus Down borehole	Avail clean and portable water for domestic and livestock use	KD drilling, equipping of borehole, pipeline and construction of 1N0. 50m^3 masonry water tank	320HH 255LU	7,600, 000	CG	2018-2022	Dept. Lands, Water, Environment & Climate Change Management		
Chepketeret water project	Avail clean and portable water for domestic and livestock use	1NO. 100m3 masontry water tank and pipeline extension	310HH 220LU	3,000, 000	CG	2018-2022	Dept. Lands, Water, Environment & Climate Change Management		
Environmental conservation	Avail clean and portable water for domestic and livestock use	Protection of water catchment areas, farm forestry, tree nurseries establishment, planting of bamboo trees	100,000 assorted trees	3,000, 000	CG	2018-2022	Dept. Lands, Water, Environment & Climate Change Management	Ward wide	
Extension of Sabor-Iten water supply	Avail clean and portable water for domestic and livestock use	GG-kapchebasa line Kabulwo-kaptarit tank-kiptingo primary	130HH 120LU	3,000, 000	CG	2018-2022	Dept. Lands, Water, Environment & Climate Change Management	Katalel	Kamarin y
		Sumbeiyo Itla Road –Somongi Road Pipeline	45HH 28LU	700,0 00	CG	2018-2022	Dept. Lands, Water, Environment & Climate Change Management	Katalel	
		Kiptingo Primary School-Main Road Kiptingo Primary School-Yokot Dam	60HH 120LU	1,500, 000	CG	2018-2022	Dept. Lands, Water, Environment & Climate Change Management	Kipsoen	
		-Kamariny -Sachangwan -Sachangwan-Sumbeiyo	80HH 230LU	3,000, 000	CG	2018-2022	Dept. Lands, Water, Environment & Climate	Katalel	

Project Name	Objectives	Description of activities	Targets	Cost (Kshs)	Source of funding	Time frame	Implementing agency	Sub location	Ward
		-Edens-Katul Area					Change Management		
		-AIC-chiefs area -AIC to kaptarit -Kapkarer to kapraymond	60HH	2,500,000	CG	2018-2022	Dept. Lands, Water, Environment & Climate Change Management	Katalel	
		-Somongi Road-Katalel Centre	90HH	1,500,000	CG	2018-2022	Dept. Lands, Water, Environment & Climate Change Management	Katalel	
		-Highway-Kapchekagas -Chepkagas-Kamara Road	60HH 20LU	1,500,000	CG	2018-2022	Dept. Lands, Water, Environment & Climate Change Management	Chesitek	
		-Katalel Centre-Francis Kimelyel -Olger-Kaparea -Morori-Kapluka	56HH 120LU	2,000,000	CG	2018-2022	Dept. Lands, Water, Environment & Climate Change Management	Katalel	
		-Cattle Dip - Kapsagin -Mokange To Kaplel -Sayari to MCA -Muno Sign Post To Kapsarur Cattle Dip -Border To Kapchakobo	67HH 80LU	4,000,000	CG	2018-2022	Dept. Lands, Water, Environment & Climate Change Management	Katalel	
Environment	Avail clean and portable water for domestic and livestock use	Protection of Kessup River Catchment and Sabor (Along the River. Charma)	100,000 assorted trees	300,000	CG	2018-2022	Dept. Lands, Water, Environment & Climate Change Management		
Kabengong water project	Avail clean and portable water for domestic and livestock use	Pipeline extension	230HH 80LU	6,000,000	CG	2018-2022	Dept. Lands, Water, Environment & Climate Change Management	Kipsaiya	Kapsowar
Kipsaiya-Sisiya Water project	Avail clean and portable water for domestic and livestock use	Pipeline extension and rehabilitation	400HH 300LU	5,000,000	CG	2018-2022	Dept. Lands, Water, Environment & Climate Change Management	Tumeiyo Sisiya	
Sinon water project	Avail clean and portable water for domestic and livestock use	Sinon water project (new) intake, gravity main ,distribution and tanks	300HH 120LU	10,000,000	CG	2018-2022	Dept. Lands, Water, Environment & Climate Change Management	Kapsumai	
Kapsumai water project	Avail clean and portable water for domestic and livestock use	Rehabilitation and pipeline extension	400HH 130LU	6,000,000	CG	2018-2022	Dept. Lands, Water, Environment & Climate Change Management	Kapsumai	
Sangurur water project	Avail clean and portable water for domestic and livestock use	Pipeline extension	320HH 130LU	5,000,000	CG	2018-2022	Dept. Lands, Water, Environment & Climate Change Management	Sangurur	
Kapsowar	To eliminate liquid and	Land acquisition, sewerage	1No	1,000,	CG	2018-	Dept. Lands, Water,	Kapsowar	

Project Name	Objectives	Description of activities	Targets	Cost (Kshs)	Source of funding	Time frame	Implementing agency	Sub location	Ward
sewerage system	storm water	treatment plant		000,000		2022	Environment & Climate Change Management		
Spatial plan for Kapsowar town	To have harmonized town facilities	Establish spatial plan for Kapsowar town	Kapsowar town	4,000,000	CG	2018-2022	Dept. Lands, Water, Environment & Climate Change Management	Kapsowar	
Environment	Increase forest cover	Establish 5No. tree nursery	50,000 assorted tree seedlings	200,000	CG	2018-2022	Dept. Lands, Water, Environment & Climate Change Management	Ward wide	
Sabor-Iten water project	Avail clean and portable water for domestic and livestock use	Extension of pipeline to Kapsio	150HH 20LU	500,000	CG	2018-2022	Dept. Lands, Water, Environment & Climate Change Management	Iten township	Kapchemutwa
	Avail clean and portable water for domestic and livestock use	(Distribution to Msekekwa, Singore Kapsaisi and Bugar and construction of 1N0. 225m^3 masonry water tank.	600HH 250LU	8,500,000	CG	2018-2022	Dept. Lands, Water, Environment & Climate Change Management	Kapkatio, Bugar, Kapkonga and Singore	
Mindililwo water project	Avail clean and portable water for domestic and livestock use	Repair and fencing of Mindililwa primary Water tank	20HH 200LU	500,000	CG	2018-2022	Dept. Lands, Water, Environment & Climate Change Management	Mindililwo	
Murkukoin water project	Avail clean and portable water for domestic and livestock use	-Rehabilitation and Expansion of Murkukoin water to korkitony and 4N0. 50m^3 Masonry water tank - Murkukoin Dam desilting and fencing	500HH 250LU	23,000,000	CG	2018-2022	Dept. Lands, Water, Environment & Climate Change Management	Korkitony	
Kapkessum water project	Avail clean and portable water for domestic and livestock use	Installation of solar pumping system	150HH 80LU	2,500,000	CG	2018-2022	Dept. Lands, Water, Environment & Climate Change Management	Kapkessum	
Lamaon water project	Avail clean and portable water for domestic and livestock use	Construction of 2N0. Masonry water tanks capacity of 50m^3	220HH 130LU	3,000,000	CG	2018-2022	Dept. Lands, Water, Environment & Climate Change Management	Korkitony	
Kapsoiyo water project	Avail clean and portable water for domestic and livestock use	Construction of distribution pipeline	230HH 80LU	5,000,000	CG	2018-2022	Dept. Lands, Water, Environment & Climate Change Management	Kendur	
Yemit water project	Avail clean and portable water for domestic and livestock use	Pipeline	100HH 60LU	1,200,000	CG	2018-2022	Dept. Lands, Water, Environment & Climate Change Management	Korkitony	
Kapkore water	Avail clean and portable	Distribution network to cover ;	1600HH	15,50	CG	2018-	Dept. Lands, Water,	Singore	

Project Name	Objectives	Description of activities	Targets	Cost (Kshs)	Source of funding	Time frame	Implementing agency	Sub location	Ward
project	water for domestic and livestock use	-Kapkore/kapchigomet -kapkiwanja/kombasagong -kamisiko/kamasir -singore/charar -mtimoja/kogia -motos/ kapkures -motos -Kogia -kapsabit -kapchigaa -Installation of solar pump	500LU	0,000		2022	Environment & Climate Change Management		
Baringo / Kapsoromet Dam water project	Increase water storage	Dam de-silting	60HH 40LU	700,000	CG	2018-2022	Dept. Lands, Water, Environment & Climate Change Management		
Environment	Increase forest cover, protect water catchment areas	-Establishment of bamboo nursery at Singore Dam for bamboo production across the ward. -conservation of singore dam --planting of trees in water catchment areas .	100,000 assorted trees	1,900,000	CG	2018-2022	Dept. Lands, Water, Environment & Climate Change Management	Ward wide	
Physical planning	Implement Iten spatial plan, singore town plans for Bugar	Purchase of land for dump site at Bugar and Iten,	2 towns	1,500,000	CG	2018-2022	Dept. Lands, Water, Environment & Climate Change Management	Iten township and Bugar	
Kaptarakwa water supply	Avail clean and portable water for domestic and livestock use	-Kaptarakwa ward integrated water supply (Chepsamo, Chemwabul, Kaptarakwa, and Cheminya dam,) -improvement of 2No.intakes at chepsamoo and chemwabu -Construction of 150m^3 tank at kapcharles Construct 50m^3 at Kiptulos area -Install pumping unit at Chepsamo, -compensation of land for	3800HH 500LU	18,000,000	CG	2018-2022	Dept. Lands, Water, Environment & Climate Change Management	Kaptarakwa, Kapkenda, Kiptulos, mokwo, kitany Chebior	Kaptarakwa

Project Name	Objectives	Description of activities	Targets	Cost (Kshs)	Source of funding	Time frame	Implementing agency	Sub location	Ward
		kaptarakwa water supply							
		Supply of water treatment chemicals (Alum and Chlorine)		1,000, 000					
Mare Dam	Increase water storage	Rising main, distribution, 1N0. 100m3 Masonry water tank and installation of solar power system	150HH 80LU	7,300, 000	CG	2018-2022	Dept. Lands, Water, Environment & Climate Change Management	Mokwo and Kaptarakwa	
Kaptilile water project	Avail clean and portable water for domestic and livestock use	Construction of Mtoni-Mbili intake and extension of pipeline	500HH 300LU	9,000, 000	CG	2018-2022	Dept. Lands, Water, Environment & Climate Change Management	Kaptagat	
Borehole Kaptarakwa Hospital	Stabilize supply of water to the institution	Drilling and equipping of the borehole	Sub-County Hospital	4,500, 000	CG	2018-2022	Dept. Lands, Water, Environment & Climate Change Management	Kaptarakwa	
Environmental conservation	Rehabilitate denuded areas	Tree planting at water catchment areas and wetlands and fencing and agro forestry	100,000 assorted trees	3,000, 000	CG	2018-2022	Dept. Lands, Water, Environment & Climate Change Management	Ward wise	
Physical Planning	Establish Harmonized town plans	To have a complete town plans (Kaptarakwa. Kapkoi, Kitany, Kaptagat, chororket and Chebior)	6 towns	7,000, 000	CG	2018-2022	Dept. Lands, Water, Environment & Climate Change Management	Kitany, Kaptarakwa , Kaptagat ,Kapkenda	
Kamasia Water project	Avail clean and portable water for domestic and livestock use	Pipeline extension and 1N0. 100m^3 Masonry water tank	600HH 280LU	5,000, 000	CG	2018-2022	Dept. Lands, Water, Environment & Climate Change Management		Kapyego
Kapyego water project	Avail clean and portable water for domestic and livestock use	Pipeline extension and 225m^3 masonry water tank at cooperative hill	750HH 300LU	8,000, 000	CG	2018-2022	Dept. Lands, Water, Environment & Climate Change Management	Kapyego	
Tangul-Kapsanai water project	Avail clean and portable water for domestic and livestock use	Pipeline extension	400HH 230LU	3,500, 000	CG	2018-2022	Dept. Lands, Water, Environment & Climate Change Management	Kararia	
Kapcheseite water project	Avail clean and portable water for domestic and livestock use	Construction Intake works, gravity main, distribution and 1N0. 50m^3 Masonry water tank	350HH 120LU	8,000, 000	CG	2018-2022	Dept. Lands, Water, Environment & Climate Change Management		
Kessom water project	Avail clean and portable water for domestic and livestock use	Pipeline extension to 1500 people	300HH 150LU	4,000, 000	CG	2018-2022	Dept. Lands, Water, Environment & Climate Change Management		
Enbo -Tendwo water project	Avail clean and portable water for domestic and livestock use	Construction of 50m^3 masonry water tank	400HH 230LU	1,200, 000	CG	2018-2022	Dept. Lands, Water, Environment & Climate Change Management		
Tebe –Kararia	Avail clean and portable	Intake works, Pipelaying of gravity	800HH	30,00	CG	2018-	Dept. Lands, Water,	Tebe and	

Project Name	Objectives	Description of activities	Targets	Cost (Kshs)	Source of funding	Time frame	Implementing agency	Sub location	Ward
water project	water for domestic and livestock use	main, distribution and construction of 1N0. 50m^3 masontry water tank	1200LU	0,000		2022	Environment & Climate Change Management	Kararia	
Kakiregut water project	Avail clean and portable water for domestic and livestock use	Intake works, Pipelaying of gravity main, distribution and construction of 1N0. 50m^3 masontry water tank	540HH 230LU	2,500, 000	CG	2018-2022	Dept. Lands, Water, Environment & Climate Change Management		
Kaplalang – Segut water project	Avail clean and portable water for domestic and livestock use	Intake works, Pipelaying of gravity main, distribution and construction of 1N0. 50m^3 masontry water tank	300HH 150LU	3,000, 000	CG	2018-2022	Dept. Lands, Water, Environment & Climate Change Management		
Kiteche Water project	Avail clean and portable water for domestic and livestock use	Pipeline extension	150HH 100LU	700,0 00	CG	2018-2022	Dept. Lands, Water, Environment & Climate Change Management		
Kokwo- Kibor water project	Avail clean and portable water for domestic and livestock use	Intake works and gravity main	120HH 130LU	1,000, 000	CG	2018-2022	Dept. Lands, Water, Environment & Climate Change Management		
Kokwo- Sewerwo water project	Avail clean and portable water for domestic and livestock use	Intake works and gravity main	160HH 135LU	1,000, 000	CG	2018-2022	Dept. Lands, Water, Environment & Climate Change Management		
Kapyego centre and Kapchemurkeld et centre	Avail clean and portable water for domestic and livestock use	Land acquisition for kapyego centre dumping site purchase of modern Litter bins for Kapchemurkeldet and kapyego centre	750HH 300LU	7,500, 000	CG	2018-2022	Dept. Lands, Water, Environment & Climate Change Management	Kapyego	
Mugula water project	Avail clean and portable water for domestic and livestock use	Rehabilitation and pipeline extension, construction of 2N0. 50M^3 Masonry Water tanks	1300HH 350LU	12,00 0,000	CG	2018-2022	Dept. Lands, Water, Environment & Climate Change Management	Kaptalamwa	Lelan
Kokwongoi Water project	Avail clean and portable water for domestic and livestock use	Expansion of intake Rehabilitation pipeline Fencing of intake	230HH	3,000, 000	CG	2018-2022	Dept. Lands, Water, Environment & Climate Change Management		
Labot water project	Avail clean and portable water for domestic and livestock use	Construction of 1N0. 50m^{3}masontry water tank Pipeline extension	330HH 130LU	3,000, 000	CG	2018-2022	Dept. Lands, Water, Environment & Climate Change Management		
Kipkundul water project	Avail clean and portable water for domestic and livestock use	Pipeline extension and 1N0. 100M^3 masonry water tanks	320HH 120LU	4,500, 000	CG	2018-2022	Dept. Lands, Water, Environment & Climate Change Management		

Project Name	Objectives	Description of activities	Targets	Cost (Kshs)	Source of funding	Time frame	Implementing agency	Sub location	Ward
Chelekwa water project	Avail clean and portable water for domestic and livestock use	Gravity main, 1N0. 50m^3 masonry water tank and distribution	1200HH 400LU	16,000,000	CG	2018-2022	Dept. Lands, Water, Environment & Climate Change Management		
Kapchepsar water project	Avail clean and portable water for domestic and livestock use	Pipeline extension	670HH 300LU	2,000,000	CG	2018-2022	Dept. Lands, Water, Environment & Climate Change Management		
Tembu water project	Avail clean and portable water for domestic and livestock use	Construction of new water intake, gravity main pipeline	700HH 450LU	3,000,000	CG	2018-2022	Dept. Lands, Water, Environment & Climate Change Management		
Chemosong south water project	Avail clean and portable water for domestic and livestock use	Construction of intake, gravity main, distribution and 1N0. 50m^3 masonry water tank	600HH 320LU	5,000,000	CG	2018-2022	Dept. Lands, Water, Environment & Climate Change Management		
Kapkochur water project	Avail clean and portable water for domestic and livestock use	Construction of 2N0. 50m^3 masonry water (upper Tank) & piping line extension	340HH 120LU	5,000,000	CG	2018-2022	Dept. Lands, Water, Environment & Climate Change Management		
Kapchumari water project	Avail clean and portable water for domestic and livestock use	Construction of 1N0. 100m^3 masonry water tank and 2N0. 50m^3 Masonry water tanks and pipeline extension	500HH 340LU	7,000,000	CG	2018-2022	Dept. Lands, Water, Environment & Climate Change Management		
Boron-Chemwania water project	Avail clean and portable water for domestic and livestock use	Construction of 1N0. 50m^3 masonry water tanks and pipeline extension	450HH 250LU	2,400,000	CG	2018-2022	Dept. Lands, Water, Environment & Climate Change Management		
Mosongo-lelan water project	Avail clean and portable water for domestic and livestock use	Construction of 1N0. 50m^3 masonry water tank ,Intake works and Pipeline	500HH 320LU	8,000,000	CG	2018-2022	Dept. Lands, Water, Environment & Climate Change Management		
Environmental conservation Spring protection	Increase forest cover	Tree planting ,bamboo and Fencing and indigenous training (assorted tree seedlings)	100,000 seedlings	3,000,000	CG	2018-2022	Dept. Lands, Water, Environment & Climate Change Management	Ward Wide	
Kabulyot water project	Avail clean and portable water for domestic and livestock use	Negotiated with Koibatek on access and distribution	600HH 200LU	2,000,000	CG	2018-2022	Dept. Lands, Water, Environment & Climate Change Management		Metkei
Kiptengwer, Kapchorwa, Cherotkei, Kikoro/Tachasis & Choboge	Avail clean and portable water for domestic and livestock use	Completion of existing water projects	2500HH 1300LU	20,000,000	CG	2018-2022	Dept. Lands, Water, Environment & Climate Change Management		

Project Name	Objectives	Description of activities	Targets	Cost (Kshs)	Source of funding	Time frame	Implementing agency	Sub location	Ward
Kipsaos water project	Avail clean and portable water for domestic and livestock use	Borehole drilling equipping and distribution and tanks	150HH 140LU	4,500, 000	CG	2018-2022	Dept. Lands, Water, Environment & Climate Change Management	kipsaos	
Kombatich water project	Avail clean and portable water for domestic and livestock use	Borehole drilling equipping and distribution and tanks	250HH 100LU	7,000, 000	CG	2018-2022	Dept. Lands, Water, Environment & Climate Change Management	komabtich	
Masombor/Kabirsus water project	Avail clean and portable water for domestic and livestock use	Borehole drilling equipping and distribution and tanks	1000HH 300LU	8,000, 000	CG	2018-2022	Dept. Lands, Water, Environment & Climate Change Management	Kabirirsus	
Kibomet water project	Avail clean and portable water for domestic and livestock use	Borehole drilling equipping and distribution and tanks	400HH 130LU	5,000, 000	CG	2018-2022	Dept. Lands, Water, Environment & Climate Change Management	kibomet	
Society water project	Avail clean and portable water for domestic and livestock use	Pipeline to Kamwosor H/C and Metkei girls	200HH	1,000, 000	CG	2018-2022	Dept. Lands, Water, Environment & Climate Change Management	Kamwosor	
Ainabyat water project	Avail clean and portable water for domestic and livestock use	Construction of 2N0. 50m^3 masonry water tanks and pipeline extension to Kaptilit,extension of pipeline from Kamwosor water project to Kamwosor sub county Hospital,extension of pipeline from Kamwosor tank to Kiptenden	1200HH 300LU	10,00 0,000	CG	2018-2022	Dept. Lands, Water, Environment & Climate Change Management		
Kamwosor Sub county Hospital water project	Avail clean and portable water for domestic and livestock use	Drilling of borehole,installation of solar powered pump	1200HH 300LU	5,800, 000	CG	2018-2022	Dept. Lands, Water, Environment & Climate Change Management		
Environmental conservation	Increase forest cover and conserve water catchment areas	Establishment of tree nurseries Fencing of wetlands , Training and capacity building on environment conservation	100,000 seedlings	3,000, 000	CG	2018-2022	Dept. Lands, Water, Environment & Climate Change Management	Ward wide	
Kilima water project	Avail clean and portable water for domestic and livestock use	Completion of project-Water tank and piping	750HH 450LU	17 ,000,0 00	CG	2018-2022	Dept. Lands, Water, Environment & Climate Change Management	Kilima	Moiben/ Kuserwo
Kiplobotwo/ Cheptulon Water project	Avail clean and portable water for domestic and livestock use	Pipeline extension and 1N0. 50M^3 Masonry water tank tanks	250HH 100LU	4,500, 000	CG	2018-2022	Dept. Lands, Water, Environment & Climate Change Management	Cheptulon	
Embokoin	Avail clean and portable	Route Survey, pipeline and 1N0.	300HH	5,500,	CG	2018-	Dept. Lands, Water,	Nerkwo	

Project Name	Objectives	Description of activities	Targets	Cost (Kshs)	Source of funding	Time frame	Implementing agency	Sub location	Ward
Water project	water for domestic and livestock use	50M^3 Masonry water tank	120LU	000		2022	Environment & Climate Change Management		
Embotorokwo water project	Avail clean and portable water for domestic and livestock use	Spring protection and pipeline	120HH 80LU	500,0 000	CG	2018-2022	Dept. Lands, Water, Environment & Climate Change Management		
Nerkwo water project	Avail clean and portable water for domestic and livestock use	Rehabilitation and expansion	1600HH 750LU	8,000, 000	CG	2018-2022	Dept. Lands, Water, Environment & Climate Change Management	Nerkwo Cheptongei	
Jemunada /Simbeiywet water project	Avail clean and portable water for domestic and livestock use	Pipeline extension	250HH 100LU	12,00 0,000	CG	2018-2022	Dept. Lands, Water, Environment & Climate Change Management	Chemunada	
Murkukoin water project	Avail clean and portable water for domestic and livestock use	Pipeline extension	500HH 250LU	5,000, 000	CG	2018-2022	Dept. Lands, Water, Environment & Climate Change Management	Chebiemit Korkitony	
Moiben/Kuser wo water project	Avail clean and portable water for domestic and livestock use	Intake, convectional water treatment, tanks and gravity main and distribution to Sinon-sitoton-Cheptongei-kilima,kaplenge	1800HH 800LU		CG	2018-2022	Dept. Lands, Water, Environment & Climate Change Management	Nerkwo Kilima	
Kaitui Water Project	Avail clean and portable water for domestic and livestock use	Intake, gravity main, distribution and 1N0. 50m^3 Masonry water tank	200HH 60LU	7,000, 000	CG	2018-2022	Dept. Lands, Water, Environment & Climate Change Management		
Kapchemara water project phase II	Avail clean and portable water for domestic and livestock use	Construction of intake, gravity main, distribution & 2No. 100m^3 Masonry water tanks	180HH 120LU	8,500, 000	CG	2018-2022	Dept. Lands, Water, Environment & Climate Change Management	Cheptulon	
Kapkobol Dam project	Avail clean and portable water for domestic and livestock use	Desilting and distribution lines	120HH 80LU	16,00 0,000	CG	2018-2022	Dept. Lands, Water, Environment & Climate Change Management	Sumbeiywet	
Chogoo Borehole	Avail clean and portable water for domestic and livestock use	Drilling Borehole and equipping with solar power system	75HH 50LU	4,500, 000	CG	2018-2022	Dept. Lands, Water, Environment & Climate Change Management	Chebiemit	
Chepkosom Cheptongei Water project phase II	Avail clean and portable water for domestic and livestock use	Construction of Intake and pipeline	500HH 230LU	10,00 0,000	CG	2018-2022	Dept. Lands, Water, Environment & Climate Change Management	Cheptongei	
Kapchemurkata dam	Avail clean and portable water for domestic and livestock use	Dam development and pipeline	200HH 100LU	15,00 0,000	CG	2018-2022	Dept. Lands, Water, Environment & Climate Change Management	Yemit	
Chesingei/Chep	Avail clean and portable	Rehabilitation of 5 intakes and		3,500,	CG	2018-	Dept. Lands, Water,	Cheptulon	

Project Name	Objectives	Description of activities	Targets	Cost (Kshs)	Source of funding	Time frame	Implementing agency	Sub location	Ward
tulon Water project	water for domestic and livestock use	pipeline extension		000		2022	Environment & Climate Change Management		
Kapkitany water project	Avail clean and portable water for domestic and livestock use	Upgrading of intake weir and pipeline extension	200HH 80LU	1,500, 000	CG	2018-2022	Dept. Lands, Water, Environment & Climate Change Management		
Town planning in centres	To have harmonized Town plans	Town planning(Chebiemit, cheptongei chebara, ,Chebulbai, Jemunada)	5 towns	2,500, 000	CG	2018-2022	Dept. Lands, Water, Environment & Climate Change Management	Chebiemit, cheptongei Yemit	
Environmental conservation	Increase forest cover	Spring protection Planting of indigenous trees – Bamboo and Support youth groups to establish farm tree nurseries along Road side	100,000 assorted tree seedlings	3,000, 000	CG	2018-2022	Dept. Lands, Water, Environment & Climate Change Management	Ward wide	
Chewenge water project	Avail clean and portable water for domestic and livestock use	Pipeline and construction of 50m^3 masonry water tank	300HH 120LU	10,00 0,000	CG	2018-2022	Dept. Lands, Water, Environment & Climate Change Management		Sambirir
Ratia/Lukuget w/p	Avail clean and portable water for domestic and livestock use	Pipeline extension	359HH 130LU	5,000, 000	CG	2018-2022	Dept. Lands, Water, Environment & Climate Change Management	Lukuket	
Kibonoi and chesoi water project	Avail clean and portable water for domestic and livestock use	Pipeline extension	400HH 230LU	2,500, 000	CG	2018-2022	Dept. Lands, Water, Environment & Climate Change Management	Chesoi	
Chugor/ Kapkore water project	Avail clean and portable water for domestic and livestock use	Pipeline to Chugor –pipeline expansion from intake to kaptora farming and kandoror ECD (3km)	200HH 80LU	3,000, 000	CG	2018-2022	Dept. Lands, Water, Environment & Climate Change Management	Chugor	
Embosos-kilangata water project	Avail clean and portable water for domestic and livestock use	Pipeline extension	320HH 70LU	5,000, 000	CG	2018-2022	Dept. Lands, Water, Environment & Climate Change Management	Chegur	
Chosore and siyon water spring protection	Avail clean and portable water for domestic and livestock use	Spring protection and pipeline to Kimuren	120HH 50LU	3,000, 000	CG	2018-2022	Dept. Lands, Water, Environment & Climate Change Management	Chesoi	
Environmental Conservation	Increase forest cover	Wetland conservation, Fencing and planting of bamboo and dembeya species, Wood lot establishment Promotion of dryland forestry –(Planting of amelina arborea,) Farm forestry	100,000 assorted tree seedlings	3,000, 000	CG	2018-2022	Dept. Lands, Water, Environment & Climate Change Management	Ward wide	

Project Name	Objectives	Description of activities	Targets	Cost (Kshs)	Source of funding	Time frame	Implementing agency	Sub location	Ward
Kapterit Water project	Avail clean and portable water for domestic and livestock use	Completion of gravity main Construction of 2N0. -50 M^3 masonry water tanks Laying of distribution lines (500HH)	500HH 300LU	8,200, 000	CG	2018-2022	Dept. Lands, Water, Environment & Climate Change Management	Kapterit	Sengwer
Kipsambach/Tul Water project	Avail clean and portable water for domestic and livestock use	Completion of gravity main Construction of 2N0. -50 M^3 tanks Laying of distribution lines (300HH)	300HH 150LU	7,700, 000	CG	2018-2022	Dept. Lands, Water, Environment & Climate Change Management	Kipsambach	
Kamoi Water Project	Avail clean and portable water for domestic and livestock use	Laying of gravity main Construction of1N0. 50 M^3 masonry water tank Laying of distribution lines (500HH)	500HH 200LU	6,500, 000	CG	2018-2022	Dept. Lands, Water, Environment & Climate Change Management	Kamoi	
Kiptargong Water project	Avail clean and portable water for domestic and livestock use	Laying of gravity main Construction of 1N0. 50 M^3 masonry water tank Laying of distribution lines (Korongoi, Kapcherop, Chesubet, Toboswo, kapkanyar, Kiplegetet& kipteber) Kipkutung 50 M^3 tank (1000HH)	750HH 300LU	5,600, 000	CG	2018-2022	Dept. Lands, Water, Environment & Climate Change Management		
Kapcherop water supply	Avail clean and portable water for domestic and livestock use	Rehabilitation of Kapcherop water supply (1000HH)	2000HH 1000LU	3,500, 000	CG	2018-2022	Dept. Lands, Water, Environment & Climate Change Management	Kapcherop	
Rehabilitation of existing water project on entire ward	Avail clean and portable water for domestic and livestock use	Purchase of pipes and pipe fittings	6000HH 2500LU	3,000, 000	CG	2018-2022	Dept. Lands, Water, Environment & Climate Change Management	Ward wide	
Emiat Water project	Avail clean and portable water for domestic and livestock use	Construction of 1N0. 50 M^3 masonry water tank Laying of distribution pipeline	300HH 80LU	3,500, 000	CG	2018-2022	Dept. Lands, Water, Environment & Climate Change Management		
Chepkututon Water project	Avail clean and portable water for domestic and livestock use	Construction of intake Laying of gravity main Laying of distribution lines	400HH 200LU	7,800, 000	CG	2018-2022	Dept. Lands, Water, Environment & Climate Change Management		
Kasaon Water project	Avail clean and portable water for domestic and livestock use	Construction of 1N0. 50 M^3 masonry watertank Laying of distribution lines	300HH 120LU	2,500, 000	CG	2018-2022	Dept. Lands, Water, Environment & Climate Change Management		

Project Name	Objectives	Description of activities	Targets	Cost (Kshs)	Source of funding	Time frame	Implementing agency	Sub location	Ward
Kipsero – Top Hill Water project	Avail clean and portable water for domestic and livestock use	Intake construction Laying gravity main and distribution lines	250HH 100LU	5,000,000	CG	2018-2022	Dept. Lands, Water, Environment & Climate Change Management	Kipsiro	
Tabunyer water project	Avail clean and portable water for domestic and livestock use	Construction of intake Laying of gravity main Laying of distribution lines	250HH 60LU	8,000,000	CG	2018-2022	Dept. Lands, Water, Environment & Climate Change Management		
Kaploma –Tul water project	Avail clean and portable water for domestic and livestock use	Pipeline extension	250HH 125LU	4,000,000	CG	2018-2022	Dept. Lands, Water, Environment & Climate Change Management		
Rogor Water project	Avail clean and portable water for domestic and livestock use	Pipeline extension	450HH 60LU	6,000,000	C	2018-2022	Dept. Lands, Water, Environment & Climate Change Management		
Chesubet Water project	Avail clean and portable water for domestic and livestock use	Construction of intakes and pipelaying	350HH 150LU	1,000,000	C	2018-2022	Dept. Lands, Water, Environment & Climate Change Management		
Chepterem water project	Avail clean and portable water for domestic and livestock use	Construction of 50 M^3 masonry water tank Laying of distribution lines	200HH 80LU	3,500,000	CG	2018-2022	Dept. Lands, Water, Environment & Climate Change Management		
Kapcheplim Water project	Avail clean and portable water for domestic and livestock use	Laying of gravity main Laying of distribution lines	208HH 120LU	4,500,000	CG	2018-2022	Dept. Lands, Water, Environment & Climate Change Management		
Kipsetan water project	Avail clean and portable water for domestic and livestock use	Construction of 2- 50 M^3 masonry watertank and pipeline	250HH 100LU	5,300,000	CG	2018-2022	Dept. Lands, Water, Environment & Climate Change Management		
Land acquisition for dumpsites at kapcherop town	To have a clean and friendly town	Purchase of land for Kapcherop dump site		4,000,000	CG	2018-2022	Dept. Lands, Water, Environment & Climate Change Management	Kapcherop	
Physical planning	Harmonized development plans	Planning of Kamoi and Kapcherop centre		3,400,000	CG	2018-2022	Dept. Lands, Water, Environment & Climate Change Management		
Environmental conservation	Increase forest cover	Establishment of tree nurseries through support of youth and women groups, practice farm forestry, protection of water catchment,	100,000 assorted tree seedlings	3,000,000	CG	2018-2022	Dept. Lands, Water, Environment & Climate Change Management	Ward wide	
Cheminya	Avail clean and portable	Pipeline distribution	3500HH	25,00	CG	2018-	Dept. Lands, Water,	Ward wide	Soy

Project Name	Objectives	Description of activities	Targets	Cost (Kshs)	Source of funding	Time frame	Implementing agency	Sub location	Ward
/Torok fall water project.	water for domestic and livestock use	Construction of 3 N0. 225m^3 masonry water Tanks at Chemurgui, Rokocho and Cheptak	1500LU	0,000		2022	Environment & Climate Change Management		North
Kochokwo borehole Muskut HF water tank	Avail clean and portable water for domestic and livestock use	Borehole drilling, Equipping and distribution Construction of 2N0. 50M^3 Masonry water at Muskut hospital	70HH 60LU	7,100, 000	CG	2018-2022	Dept. Lands, Water, Environment & Climate Change Management		
Koige-Chepsigot Borehole	Avail clean and portable water for domestic and livestock use	Borehole drilling, Equipping and distribution	80HH 60LU	6,500, 000	CG	2018-2022	Dept. Lands, Water, Environment & Climate Change Management	Chepsigot	
Kapsoo-Cheptak Water project	Avail clean and portable water for domestic and livestock use	Borehole drilling, Equipping and distribution and 2N0. 50M^3 masonry water tanks	400HH 200LU	2,200, 000	CG	2018-2022	Dept. Lands, Water, Environment & Climate Change Management	Sego	
Kipkures Water project	Avail clean and portable water for domestic and livestock use	Construction of intake, 2N0. 50M^3 masonry water tanks and distribution	1500HH 120LU	4,700, 000	CG	2018-2022	Dept. Lands, Water, Environment & Climate Change Management	Muskut	
Nanawa water project	Avail clean and portable water for domestic and livestock use	Construction of intake ,gravity main and 12N0. 50M^3 masonry water tanks	1400HH 105LU	5,000, 000	CG	2018-2022	Dept. Lands, Water, Environment & Climate Change Management	Muskut	
Kipsowe water project	Avail clean and portable water for domestic and livestock use	Intake and pipeline	250HH	4,500, 000	CG	2018-2022	Dept. Lands, Water, Environment & Climate Change Management		
Kasogom water project	Avail clean and portable water for domestic and livestock use	Intake and pipeline	380HH	3,800, 000	CG	2018-2022	Dept. Lands, Water, Environment & Climate Change Management		
Kaptere-Tabare water project	Avail clean and portable water for domestic and livestock use	Intake and pipeline	420HH	4,300, 000	CG	2018-2022	Dept. Lands, Water, Environment & Climate Change Management		
Tokowe water project	Avail clean and portable water for domestic and livestock use	Intake and pipeline	315HH	4,000, 000	CG	2018-2022	Dept. Lands, Water, Environment & Climate Change Management		
Cheptebo water project	Avail clean and portable water for domestic and livestock use	Borehole equipping pipeline extension at Mti Moja (Kabarko-Rokocho)	250HH 135LU	2,500, 000	CG	2018-2022	Dept. Lands, Water, Environment & Climate Change Management		
Cheploch water solar pump	Avail clean and portable water for domestic and livestock use	Installation of solar water pump , construction of 1N0. 225m3 Masonry water and pipeline	3500HH 1500LU	30,00 0,000	CG	2018-2022	Dept. Lands, Water, Environment & Climate Change Management	Ward wide	

Project Name	Objectives	Description of activities	Targets	Cost (Kshs)	Source of funding	Time frame	Implementing agency	Sub location	Ward
Planning of trading centre	Achieve harmonized location of town facilities	-Spatial planning for all centers and markets	Biretwo centre and Emsea Junction	1,500,000	CG	2018-2022	Dept. Lands, Water, Environment & Climate Change Management	Biretwo and Junction	
Acquiring dumpsite land	Maintain cleanliness	acquire dumping site for Biretwo and Emsea Junction	Biretwo centre and Emsea Junction	3,500,000	CG	2018-2022	Dept. Lands, Water, Environment & Climate Change Management	Biretwo and Junction	
Kaptega water project	Avail clean and portable water for domestic and livestock use	Completion of pipeline extension	500HH 200LU	5,500,000	CG	2018-2022	Dept. Lands, Water, Environment & Climate Change Management		Soy South
Kimwarer-Soy water project	Avail clean and portable water for domestic and livestock use	Completion of piping, distribution and construction of 2N0. 50m^3 Masonry water tanks	5OOHH 300LU	5,700,000	CG	2018-2022	Dept. Lands, Water, Environment & Climate Change Management	Chepserirei	
Katumoi-Koimur water project	Avail clean and portable water for domestic and livestock use	Expansion of distribution	560HH 400LU	11,500,000	CG	2018-2022	Dept. Lands, Water, Environment & Climate Change Management	Koimur	
Enego water project	Avail clean and portable water for domestic and livestock use	Construction of 1N0. 50m^3 masonry water tank and distribution	300HH 150LU	3,500,000	CG	2018-2022	Dept. Lands, Water, Environment & Climate Change Management	Enego	
Turesia water project	Avail clean and portable water for domestic and livestock use	Expansion of distribution	450HH 200LU	4,000,000	CG	2018-2022	Dept. Lands, Water, Environment & Climate Change Management	Turesia	
Tachrob/Kalwal water project	Avail clean and portable water for domestic and livestock use	Construction of 1N0. 50M^3 Masonry water tank, and pipeline extension	350HH 150LU	4,000,000	CG	2018-2022	Dept. Lands, Water, Environment & Climate Change Management	Tumeiyo	
kuitobach/kwerere water project	Avail clean and portable water for domestic and livestock use	Construction of 1N0. 50M^3 Masonry water tank, and pipeline extension	300HH 120LU	4,000,000	CG	2018-2022	Dept. Lands, Water, Environment & Climate Change Management		
Kabawa Borehole	Avail clean and portable water for domestic and livestock use	Drilling, equipping piping and construction of 2N0. 50m^3 masonry water tanks for Kabawa Borehole	70HH 50LU	6,700,000	CG	2018-2022	Dept. Lands, Water, Environment & Climate Change Management	Tumeiyo	
Oino water project	Avail clean and portable water for domestic and livestock use	Construction of Intake works, pipeline and construction of 1N0. 50M3 masonry water tanks	250HH 100LU	7,000,000	CG	2018-2022	Dept. Lands, Water, Environment & Climate Change Management		
Sosiot/Kapkono water project	Avail clean and portable water for domestic and	Rehabilitation of existing pipeline		1,000,000	CG	2018-2022	Dept. Lands, Water, Environment & Climate		

Project Name	Objectives	Description of activities	Targets	Cost (Kshs)	Source of funding	Time frame	Implementing agency	Sub location	Ward
	livestock use						Change Management		
Ngobisi water project	Avail clean and portable water for domestic and livestock use	Pipeline extension		700,000	CG	2018-2022	Dept. Lands, Water, Environment & Climate Change Management		
Environmental conservation	To increase forest cover	Conservation of water catchment areas, wet lands and river banks through reforestation and planting of indigenous trees at Sugutek and Kureswo	100,000 assorted tree seedlings	3,000,000	CG	2018-2022	Dept. Lands, Water, Environment & Climate Change Management	Ward wide	
Planning of Urban centres	To have a harmonized town plan	To carry out PDP (Chepsirei, kocholwo, Turesia and kimwarer)	4 towns	3,000,000	CG	2018-2022	Dept. Lands, Water, Environment & Climate Change Management	Chepsirei. Turesia & Kocholwo	
Ngemba-Cheptile water project	Avail clean and portable water for domestic and livestock use	Expansion of pipes and extension (Ngemba Cheptile)	300HH 120LU	6,000,000	CG	2018-2022	Dept. Lands, Water, Environment & Climate Change Management	Setek Kapterik	Tambach ward
Lower Yokot dam	Avail clean and portable water for domestic and livestock use	Construction of 2N0. 50M^3 Masonry water tanks (lower Yokot) and distribution lines	500HH 300LU	5,700,000	CG	2018-2022	Dept. Lands, Water, Environment & Climate Change Management	Kapterik Kessup	
Chepati w/project	Avail clean and portable water for domestic and livestock use	Piping, intake development Tank construction conservation	500HH 150LU	3,500,000	CG	2018-2022	Dept. Lands, Water, Environment & Climate Change Management	Kapterik	
Sengwet-Kipsabu water project	Avail clean and portable water for domestic and livestock use	Extension of pipes from kapchepkoima to Siroch	350HH 100LU	4,500,000	CG	2018-2022	Dept. Lands, Water, Environment & Climate Change Management	Rimoi	
Yatia Kabilil water project	Avail clean and portable water for domestic and livestock use	Pipeline extension	200HH 120LU	3,000,000	CG	2018-2022	Dept. Lands, Water, Environment & Climate Change Management	Kipgaa	
Chamchitugul water project	Avail clean and portable water for domestic and livestock use	Pipeline extension	200HH 120LU	2,500,000	CG	2018-2022	Dept. Lands, Water, Environment & Climate Change Management	Rimoi	
Sabor Water project-Kapchekoima-Siroch Water project	Avail clean and portable water for domestic and livestock use	Pipeline extension	1200HH 450LU	7,500,000	CG	2018-2022	Dept. Lands, Water, Environment & Climate Change Management		
Lekwo – Kapterik water project	Avail clean and portable water for domestic and livestock use	Intake and pipeline	350HH 300LU	4,500,000	CG	2018-2022	Dept. Lands, Water, Environment & Climate Change Management	Kapterik	

Project Name	Objectives	Description of activities	Targets	Cost (Kshs)	Source of funding	Time frame	Implementing agency	Sub location	Ward
Embocho-Mogon water project	Avail clean and portable water for domestic and livestock use	Pipeline extension	418HH 200LU	3,000,000	CG	2018-2022	Dept. Lands, Water, Environment & Climate Change Management		
Ematu – Emkong water project	Avail clean and portable water for domestic and livestock use	Intake rehabilitation and Pipeline extension and training of PMC	350HH 500LU	4,000,0000	CG	2018-2022	Dept. Lands, Water, Environment & Climate Change Management		
Lelachbei-Kipka water project	Avail clean and portable water for domestic and livestock use	Intake expansion and Pipeline extension and training of PMC	550HH 180LU	2,500,000	CG	2018-2022	Dept. Lands, Water, Environment & Climate Change Management		
Emket-Lelgut water project	Avail clean and portable water for domestic and livestock use	Construction of 1N0. 50M3 masonry water tank and pipeline extension	300HH 120LU	4,600,000	CG	2018-2022	Dept. Lands, Water, Environment & Climate Change Management	Kipgaa Kessup	
Lamaiywo-sorbich Water project	Avail clean and portable water for domestic and livestock use	Pipeline extension, fencing of intake and planting of bamboo trees	100HH 50LU	3,500,000	CG	2018-2022	Dept. Lands, Water, Environment & Climate Change Management	Kessup	
Kapchesang-Rimoi Borehole	Avail clean and portable water for domestic and livestock use	Drilling, equipping, 1N0. 50m3 masonry water tank and piping system	70HH 150LU	3,800,000	CG	2018-2022	Dept. Lands, Water, Environment & Climate Change Management	Rimoi	
Rimoi Borehole	Avail clean and portable water for domestic and livestock use	Drilling, equipping, 1N0. 50m3 masonry water tank and piping system	70HH 150LU	3,800,000	CG	2018-2022	Dept. Lands, Water, Environment & Climate Change Management		
Songeto-Berese Borehole	Avail clean and portable water for domestic and livestock use	Drilling, equipping, 1N0. 50m3 masonry water tank and piping system	80HH 160LU	7,600,000	CG	2018-2022	Dept. Lands, Water, Environment & Climate Change Management	Kapterik	
Komba Anin-Kaimorir-Koisabul	Avail clean and portable water for domestic and livestock use	Pipeline extension	470HH 120LU	6,500,000	CG	2018-2022	Dept. Lands, Water, Environment & Climate Change Management	Anin	
Ematu Dam	Increase storage	Construction of water storage dam	60HH 150LU	4,000,000	CG	2018-2022	Dept. Lands, Water, Environment & Climate Change Management		
Emmanon Water project	Avail clean and portable water for domestic and livestock use	Pipeline Extension to Kiptuilong and lower Kerio Valley	230HH 150LU	7,500,000	CG	2018-2022	Dept. Lands, Water, Environment & Climate Change Management	Kapterik	
Kamining water project	Avail clean and portable water for domestic and livestock use	Pipeline extension	120HH 100LU	2,000,000	CG	2018-2022	Dept. Lands, Water, Environment & Climate Change Management	Rimoi	
chepyogot-Orapsang-sabor	Avail clean and portable water for domestic and	Gravity main extension	120HH 60LU	5,000,000	CG	2018-2022	Dept. Lands, Water, Environment & Climate	Kapterik	

Project Name	Objectives	Description of activities	Targets	Cost (Kshs)	Source of funding	Time frame	Implementing agency	Sub location	Ward
water	livestock use						Change Management		
Chebosket water project	Avail clean and portable water for domestic and livestock use	Pipeline extension	230HH 120LU	3,500, 000	CG	2018-2022	Dept. Lands, Water, Environment & Climate Change Management	Siroch	
Anin-Enego water project	Avail clean and portable water for domestic and livestock use	-Pipeline extension and construction of1N0. 50m^{3}masontr water tank -storage tank	300HH 120LU	3,500, 000	CG	2018-2022	Dept. Lands, Water, Environment & Climate Change Management	Anin	
Kapkerembe water project	Avail clean and portable water for domestic and livestock use	Construction of 50m^3 masonry Water tank and pipeline extension	120HH	5,200, 000	CG	2018-2022	Dept. Lands, Water, Environment & Climate Change Management	Kipgaa	
Environmental conservation	Increase forest cover	Water catchment protection, establishment of tree nurseries through support of youth /women groups -practicing farm forestry on individual farms and enhancing dry land forestry	100,000 assorted tree seedlings	3,000, 000	CG	2018-2022	Dept. Lands, Water, Environment & Climate Change Management	Ward wide	

Productive and Economic Sector

Agriculture and Irrigation

Table 84: Agriculture and Irrigation Ongoing Projects

Project name	Objectives	Descriptions of activities (Key Outputs)	Targets	Green economy considerations	Costs (Ksh)	Source of funding	Timeframe	Implementing Agency
Chebara ATC	Improve access to agricultural technology and best practices to farmers	Completion of dining hall and kitchen	1 dining hall and kitchen		5,000,000	CG	2017/2018	Department of Agriculture and Irrigation
Passion fruit factory	Increase value for agricultural produce through value addition	Complete construction of passion fruit factory	1 passion processing facility completed		3,000,000	CG	2017/2018	Department of Agriculture and Irrigation

Project name	Objectives	Descriptions of activities (Key Outputs)	Targets	Green economy considerations	Costs (Ksh)	Source of funding	Timeframe	Implementing Agency
Kibendo Tomato Factory	Increase value for agricultural produce through value addition	Complete construction of tomato processing factory	1 tomato processing facility completed		2,000,000	CG	2017/2018	Department of Agriculture and Irrigation
Kaborin	To improve water abstraction efficiency	Construction of intake works	1 intake	Minimal vegetation clearing	500,000	CG	2017-2018	Department of Agriculture and irrigation
Kapterik	To improve the water abstraction, conveyance efficiency	Repair of intake and lining sections of the main canal using concrete	400m	Minimal vegetation clearing	1,000,000	CG	2016/2017201 7/2018	Department of Agriculture and irrigation
Kabonon/Kapkamak irrigation scheme	To secure the farms from damage by livestock and wildlife	Carry out perimeter fencing of the farm using metal posts a chain-link wire	2750m	Maintenance of 10% tree cover in scheme	3,000,000	CG	2016/2017201 7/2019	Department of Agriculture and irrigation
Kiptuilong	To improve the water abstraction, conveyance and distribution efficiency	Construction of intake and pipe laying	1 intake and 370m of pipeline	Minimal vegetation clearing	800,000.00	CG	2017/2018	Department of Agriculture and irrigation
Fencing of food security farms (Kaptora, Chepkut, Chebilat, Kisokei)	To secure the farms from damage by livestock and wildlife	Perimeter fencing of the farm using metal posts and chain link	4No	Minimal vegetation clearing	9,400,000	CG	2017-2019	Department of Agriculture and irrigation
Kaptum/Katkok	Support irrigation initiatives by groups	Construction of intake and pipe laying	1 intake and 6,600m pipeline	Good agricultural practices	1,400,000	CG	2016-2017, 2017-2018	Department of Agriculture and irrigation
Cheptuiya	Support irrigation initiatives by groups	Construction of intake and pipe laying	6,600m	Good agricultural practices	1,400,000	CG	2016-2017, 2017-2018	Department of Agriculture and irrigation
Torondor/Kapsiw	Support irrigation initiatives by groups	Construction of intake and pipe laying	1 intake and 300m pipeline	Minimal vegetation clearing	600,000.	CG	2017-2018	Department of Agriculture and irrigation
Toror	To improve water conveyance efficiency	Construction of intake, canal lining and distribution pipeline	1 intake, 300m lining and 560m pipeline	Minimal vegetation clearing	1,000,000	CG	2016-2017	Department of Agriculture and irrigation
Rimoi irrigation project	To improve water conveyance and distribution efficiency	Construction of intake, canal lining, division boxes and distribution pipeline	1 intake, 250m lining, 2 division boxes and 300m pipeline	Minimal vegetation clearing	800,000	CG	2016-2018	Department of Agriculture and irrigation

Project name	Objectives	Descriptions of activities (Key Outputs)	Targets	Green economy considerations	Costs (Ksh)	Source of funding	Timeframe	Implementing Agency
Chepkaitui	To improve water abstraction and conveyance efficiency	Construction of intake and canal lining	1 intake and 400m canal lining	Minimal vegetation clearing	700,000.00	CG	2017-2018	Department of Agriculture and irrigation

Table 85: Agriculture and Irrigation New Project Proposal

Project Name	Objectives	Description of Activities	Targets	Cost (KShs)	Source of Funding	Time Frame	Implementing Agency	Ward
Research & Extension	To enhance effective flow and exchange of technologies between research scientists, extension staff and farmers	Dissemination of extension messeges through trainings, farm visits and demonstrations, field days, tours, etc.	To reach 1,000 farmers every year	7,342,000	CG	2018-2022	Department of Agriculture and Irrigation, KALRO, KIRDI, ASDSP, KCSAP	Arror
Soil conservation	To promote sustainable land development and soil fertility management practices	Identify project site and beneficiaries; lay out farm conservation structures; farmers capacity building; and provide working tools and plant materials for soil conservation	50 model farms 500 farmers to train every year	2,888,000	CG	2018-2022	Department of Agriculture and Irrigation and other partners	Arror
Mango	To increase mango production, productivity and household income	Training farmers, providing seeds/seedlings and linking to markets	200 farmers to benefit every year	857,100	CG	2018-2022	Department of Agriculture and Irrigation, KALRO, ICIPE, KEPHIS, AFA, KIRDI, KVDA	Arror
Pawpaw's	To increase pawpaw production, productivity and household income		200 farmers to benefit every year	830,100	CG	2018-2022	Department of Agriculture and Irrigation and other partners	Arror
Tomato	To increase tomato production, Productivity and household income		200 farmers to benefit every year	839,620	CG	2018-2022	Department of Agriculture and Irrigation and other partners	Arror
Banana	To increase banana production, productivity and household income		200 farmers to benefit every year	769,620	CG	2018-2022	Department of Agriculture and Irrigation and other partners	Arror
Avocado	To increase avocado production, productivity and household income		200 farmers to benefit every year	738,088	CG	2018-2022	Department of Agriculture and Irrigation, KALRO, KEPHIS, AFA, KIRDI, Eureka Farm and other partners	Arror

Project Name	Objectives	Description of Activities	Targets	Cost (KShs)	Source of Funding	Time Frame	Implementing Agency	Ward
Green grams	To increase green gram production, productivity and household income		300 farmers to benefit every year	1,037,100	CG	2018-2022	Department of Agriculture and Irrigation, KALRO, KEPHIS, ICRISAT, Egerton University	Arror
Groundnuts	To increase groundnut production, productivity and household income		300 farmers to benefit every year	1,039,620	CG	2018-2022	Department of Agriculture and Irrigation, KALRO, KEPHIS, ICRISAT, Egerton University	Arror
Beans	To increase beans production, productivity and household food security & nutrition		200 farmers to benefit every year	737,100	CG	2018-2022	Department of Agriculture and Irrigation, KALRO, KEPHIS, ICRISAT, Egerton University, World Vision	Arror
Millet	To increase millet production, productivity and household income		200 farmers to benefit every year	539,620	CG	2018-2022	Department of Agriculture and Irrigation and other partners	Arror
Sorghum	To increase sorghum production, productivity and household income		200 farmers to benefit every year	539,620	CG	2018-2022	Department of Agriculture and Irrigation, KALRO, KEPHIS, ICRISAT, Egerton University	Arror
Sweet potato	To increase sweet potato production, productivity and household food security & nutrition		100 farmers to benefit every year	389,620	CG	2018-2022	Department of Agriculture and Irrigation, KALRO, KEPHIS, World Vision	Arror
Cassava	To increase cassava production, productivity and household food security & nutrition		100 farmers to benefit every year	389,620	CG	2018-2022	Department of Agriculture and Irrigation and other partners	Arror
Cereal store	Enhance farmers access to storage facilities	Construct storage store as per design	1 store	5,000,000	CG	2018-2022	Department of Agriculture and Irrigation and other partners	Arror
Samar Kapchemuta	Rehabilitate the furrow to make it operational	Construct the main canal by excavation and lining	6,000m	10,000,000	CG	2018-2022	Department of Agriculture and Irrigation	Arror
Kapchepkee	To improve the water conveyance and distribution efficiency	Line the main canal with concrete	1,000m	1,500,000	CG	2018-2022	Department of Agriculture and Irrigation	Arror
Chemenengir	To improve the water conveyance and distribution efficiency	Line the main canal with concrete	1,000m	1,500,000	CG	2018-2022	Department of Agriculture and Irrigation	Arror

Project Name	Objectives	Description of Activities	Targets	Cost (KShs)	Source of Funding	Time Frame	Implementing Agency	Ward
Kapterik	To improve the water conveyance and distribution efficiency	Line the main canal with concrete	1,000m	1,000,000	CG	2018-2022	Department of Agriculture and Irrigation	Arror
Kobus-Kokwop Seko water furrow	To construct a new furrow	Construct intake and line the canal	2,000m	3,000,000	CG	2018-2022	Department of Agriculture and Irrigation	Arror
Kapchemuny	To improve the water abstraction, conveyance and distribution efficiency	Construct intake and line the canal	1,200m	2,000,000	CG	2018-2022	Department of Agriculture and Irrigation	Arror
Nururia	To improve the water abstraction, conveyance and distribution efficiency	Construct intake and line the canal	2,000m	2,000,000	CG	2018-2022	Department of Agriculture and Irrigation	Arror
Marwa	To improve the water abstraction, conveyance and distribution efficiency	Construct intake and line the canal	1,500m	2,000,000	CG	2018-2022	Department of Agriculture and Irrigation	Arror
Kiberat furrow	To improve the water abstraction, conveyance and distribution efficiency	Construct intake and line the canal	1,200m	2,000,000	CG	2018-2022	Department of Agriculture and Irrigation	Arror
Karelach	To improve the water abstraction, conveyance and distribution efficiency	Construct intake and line the canal	1,000m	2,000,000	CG	2018-2022	Department of Agriculture and Irrigation	Arror
Kapkata/Kapsiwet	Expand the area under irrigation	Lay pipeline and construct the in-field infrastructures	2,000m	5,000,000	CG	2018-2022	Department of Agriculture and Irrigation	Arror
Kapnyachar farm	To secure the farms from damage by livestock and wildlife	Perimeter fencing of the farm using metal posts and chain link covering an area of 40ha	1No	4,000,000	CG	2018-2022	Department of Agriculture and Irrigation	Arror
Kapsawach farm	To secure the farms from damage by livestock and wildlife	Perimeter fencing of the farm using metal posts and chain link covering an area of 40ha	1No	6,000,000	CG	2018-2022	Department of Agriculture and Irrigation	Arror
Kabonon/Kapkamak	To secure the farms from damage by livestock and wildlife	Carry out perimeter fencing of the farm using metal posts a chain-link wire	4600m	7,500,000	CG	2018-2022	Department of Agriculture and Irrigation	Arror
Research & Extension	To enhance effective flow and exchange of technologies between research scientists, extension staff and farmers	Dissemination of extension messeges through trainings, farm visits and demonstrations, field days, tours, etc and purchase of motor cycle	To reach 2,500 farmers every year	8,010,500	CG	2018-2022	Department of Agriculture and Irrigation, KALRO, KIRDI, ASDSP, KCSAP	Cherangany/ Chebororwa

Project Name	Objectives	Description of Activities	Targets	Cost (KShs)	Source of Funding	Time Frame	Implementing Agency	Ward
Soil conservation	To promote sustainable land development and soil fertility management practices	Identify project site and beneficiaries; lay out farm conservation structures; farmers capacity building; and provide working tools and plant materials for soil conservation	50 model farms to be laid out and 500 farmers to train every year	2,888,000	CG	2018-2022	Department of Agriculture and Irrigation and other partners	Cherangany/ Chebororwa
Potato	To increase potato production, productivity and household income	Training farmers, providing seeds/seedlings and linking to markets	250 farmers to benefit every year	11,129,960	CG	2018-2022	Department of Agriculture and Irrigation, KALRO, KEPHIS, AFA, KIRDI, KVDA and other partners	Cherangany/ Chebororwa
Avocado	To increase avocado production, productivity and household income		150 farmers to benefit every year	783,088	CG	2018-2022	Department of Agriculture and Irrigation, KALRO, KEPHIS, AFA, KIRDI, Eureka Farm and other partners	Cherangany/ Chebororwa
Tomato	To increase tomato production, productivity and household income		200 farmers to benefit every year	839,620	CG	2018-2022	Department of Agriculture and Irrigation and other partners	CheranganY/Chebororwa
Banana	To increase banana production, productivity and household income		200 farmers to benefit every year	769,620	CG	2018-2022	Department of Agriculture and Irrigation and other partners	Cherangany/ Chebororwa
Coffee	To increase coffee production, productivity and household income		200 farmers to benefit every year	857,060	CG	2018-2022	Department of Agriculture and Irrigation, CRI, CBK and other partners	Cherangany/ Chebororwa
Tea	To increase tea production, productivity and household income		200 farmers to benefit every year	840,400	CG	2018-2022	Department of Agriculture and Irrigation, TRI, KTDA, Sisibo Factory, Kapsara Factory and other partners	Cherangany/ Chebororwa
Pyrethrum	To increase pyrethrum production, productivity and household income		200 farmers to benefit every year	846,388	CG	2018-2022	Department of Agriculture and Irrigation and other partners	Cherangany/ Chebororwa
Macadamia	To increase macadamia production, productivity and household income		200 farmers to benefit every year	882,900	CG	2018-2022	Department of Agriculture and Irrigation, Eureka Farm and other partners	Cherangany/ Chebororwa
Research & Extension	To enhance effective flow and exchange of technologies between research scientists, extension staff and farmers	Dissemination of extension messeges through trainings, farm visits and demonstrations, field days, tours, etc.	To reach 2,500 farmers every year	6,146,500	CG	2018-2022	Department of Agriculture and Irrigation, KALRO, KIRDI, ASDSP, KCSAP	Chepkorio
Soil	To promote sustainable land	Identify project site and	50 model	2,888,0	CG	2018-	Department of Agriculture	Chepkorio

Project Name	Objectives	Description of Activities	Targets	Cost (KShs)	Source of Funding	Time Frame	Implementing Agency	Ward
conservation	development and soil fertility management practices	beneficiaries; lay out farm conservation structures; farmers capacity building; and provide working tools and plant materials for soil conservation	farms to be laid out and 500 farmers to train every year	00		2022	and Irrigation and other partners	
Tea	To increase tea production, productivity and household income	Training farmers, providing seeds/seedlings and linking to markets	200 farmers to benefit every year	831,300	CG	2018-2022	Department of Agriculture and Irrigation, TRI, KTDA, Sisibo Factory, Kapsara Factory and other partners	Chepkorio
Pyrethrum	To increase pyrethrum production, productivity and household income		200 farmers to benefit every year	838,788	CG	2018-2022	Department of Agriculture and Irrigation and other partners	Chepkorio
Avocado	To increase avocado production, productivity and household income		200 farmers to benefit every year	787,488	CG	2018-2022	Department of Agriculture and Irrigation, KALRO, KEPHIS, AFA, KIRDI, Eureka Farm and other partners	Chepkorio
Tree Tomato	To increase tree tomato production, productivity and household income		200 farmers to benefit every year	829,020	CG	2018-2022	Department of Agriculture and Irrigation and other partners	Chepkorio
Potato	To increase potato production, productivity and household income	Training farmers, providing seeds/seedlings and linking to markets	200 farmers to benefit every year	787,488	CG	2018-2022	Department of Agriculture and Irrigation, KALRO, KEPHIS, AFA, KIRDI and other partners	Chepkorio
Cereal store	Enhance farmers access to storage facilities	Construct storage store as per design	1 store	5,000,000	CG	2018-2022	Department of Agriculture and Irrigation and other partners	Chepkorio
Research and extension	To enhance effective flow and exchange of technologies between research scientists, extension staff and farmers	Dissemination of extension messeges through trainings, farm visits and demonstrations, field days, tours, etc.	To reach 2,000 farmers every year	7,078,500	CG	2018-2022	Department of Agriculture and Irrigation, KALRO, KIRDI, ASDSP, KCSAP	Embobut/ Embolot
Soil conservation	To promote sustainable land development and soil fertility management practices	Identify project site and beneficiaries; lay out farm conservation structures; farmers capacity building; and provide working tools and plant materials for soil conservation	50 model farms to be laid out and 500 farmers to train every year	2,888,000	CG	2018-2022	Department of Agriculture and Irrigation and other partners	Embobut/ Embolot
Potato	To increase potato production, productivity and	Training farmers, providing seeds/seedlings and linking to	200 farmers to benefit	9,524,660	CG	2018-2022	Department of Agriculture and Irrigation, KALRO,	Embobut/ Embolot

Project Name	Objectives	Description of Activities	Targets	Cost (KShs)	Source of Funding	Time Frame	Implementing Agency	Ward
	household income	markets	every year				KEPHIS, AFA, KIRDI, KVDA and other partners	
Tomato	To increase tomato production, productivity and household income		200 farmers to benefit every year	834,320	CG	2018-2022	Department of Agriculture and Irrigation and other partners	Embobut/ Embolot
Onions	To increase onion production, productivity and household income		200 farmers to benefit every year	500,000	CG	2018-2022	Department of Agriculture and Irrigation and other partners	Embobut/ Embolot
Avocado	To increase avocado production, productivity and household income		200 farmers to benefit every year	762,788	CG	2018-2022	Department of Agriculture and Irrigation, KALRO, KEPHIS, AFA, KIRDI, Eureka Farm and other partners	Embobut/ Embolot
Water melon	To increase water melon production, productivity and household income		300 farmers to benefit every year	1,324,400	CG	2018-2022	Department of Agriculture and Irrigation and other partners	Embobut/ Embolot
Macadamia	To increase macadamia production, productivity and household income		200 farmers to benefit every year	847,600	CG	2018-2022	Department of Agriculture and Irrigation, Eureka Farm and other partners	Embobut/ Embolot
Promotion of irrigation activities	Improve agricultural production through irrigation	Develop new irrigation projects	1No	3,000,000	CG	2018-2022	Department of Agriculture and Irrigation	Embobut/ Embolot
Irrigation furrows	Improve agricultural production through irrigation	Rehabilitate existing projects	2No	2,000,000	CG	2018-2022	Department of Agriculture and Irrigation	Embobut/ Embolot
Research & Extension	To enhance effective flow and exchange of technologies between research scientists, extension staff and farmers	Dissemination of extension messeges through trainings, farm visits and demonstrations, field days, tours, etc.	To reach 1,500 farmers every year	6,146,500	CG	2018-2022	Department of Agriculture and Irrigation, KALRO, KIRDI, ASDSP, KCSAP	Emsoo
Soil conservation	To promote sustainable land development and soil fertility management practices	Identify project site and beneficiaries; lay out farm conservation structures; farmers capacity building; and provide working tools and plant materials for soil conservation	50 model farms to be laid out and 500 farmers to train every year	2,888,000	CG	2018-2022	Department of Agriculture and Irrigation and other partners	Emsoo
Tomatoes	To increase tomato production, productivity and household income	Training farmers, providing seeds/seedlings and linking to markets	200 farmers to benefit every year	829,020	CG	2018-2022	Department of Agriculture and Irrigation and other partners	Emsoo
Avocado	To increase avocado		200 farmers	742,488	CG	2018-	Department of Agriculture	Emsoo

Project Name	Objectives	Description of Activities	Targets	Cost (KShs)	Source of Funding	Time Frame	Implementing Agency	Ward
	production, productivity and household income		to benefit every year			2022	and Irrigation, KALRO, KEPHIS, AFA, KIRDI, Eureka Farm and other partners	
Coffee	To increase coffee production, productivity and household income		200 farmers to benefit every year	836,460	CG	2018-2022	Department of Agriculture and Irrigation, CRI, CBK and other partners	Emsoo
Cotton	To increase cotton production, productivity and household income		200 farmers to benefit every year	851,700	CG	2018-2022	Department of Agriculture and Irrigation and other partners	Emsoo
Mangoes	To increase mango production, productivity and household income		200 farmers to benefit every year	856,500	CG	2018-2022	Department of Agriculture and Irrigation, KALRO, ICIPE, KEPHIS, AFA, KIRDI, KVDA	Emsoo
Tractor	Enhance farmers access to machinery services	Purchase one tractor	1 tractor	4,000,000	CG	2018-2022	Department of Agriculture and Irrigation	Emsoo
Fencing of food security farms	To secure the farms from damage by livestock and wildlife	Carry out perimeter fencing of the farms using metal posts and chain link covering an area of 40Ha (100 acres)	3 No	12,000,000	CG	2018-2022	Department of Agriculture and Irrigation	Emsoo
Purchase of an agricultural tractor and disk plough	To enhance mechanization of farming	Procurement of plough and disc plough	1No	4,000,000	CG	2018-2022	Department of Agriculture and Irrigation	Emsoo
Kibendo tomato factory	To enhance value addition for tomatoes	To equip and operationalize tomato factory	1	2,000,000	CG	2018-2022	Department of Agriculture and Irrigation	Emsoo
Research & Extension	To enhance effective flow and exchange of technologies between research scientists, extension staff and farmers	Dissemination of extension messeges through trainings, farm visits and demonstrations, field days, tours, etc.	To reach 1,500 farmers every year	11,738,500	CG	2018-2022	Department of Agriculture and Irrigation, KALRO, KIRDI, ASDSP, KCSAP	Endo
Soil conservation	To promote sustainable land development and soil fertility management practices	Identify project site and beneficiaries; lay out farm conservation structures; farmers capacity building; and provide working tools and plant materials for soil conservation	50 model farms to be laid out and 500 farmers to train every year	2,888,000	CG	2018-2022	Department of Agriculture and Irrigation and other partners	Endo
Mango	To increase mango	Training farmers, providing	200 farmers	908,300	CG	2018-	Department of Agriculture	Endo

Project Name	Objectives	Description of Activities	Targets	Cost (KShs)	Source of Funding	Time Frame	Implementing Agency	Ward
	production, productivity and household income	seeds/seedlings and linking to markets	to benefit every year			2022	and Irrigation, KALRO, ICIPE, KEPHIS, AFA, KIRDI, KVDA	
Kaben	To improve water conveyance and distribution efficiency	Line the main and distribution, Construct water division structures canals with concrete	2,500m, 6No	3,500,000	CG	2018-2022	Agriculture & irrigation dept.	Endo
Kasukut/Shaban	To improve water conveyance and distribution efficiency	Line the main canal with concrete	2,500m	3,500,000	CG	2018-2022	Agriculture & irrigation dept.	Endo
Karamwar/Kamariny	To improve water conveyance and distribution efficiency	Line the main canal with concrete	2,500m	3,500,000	CG	2018-2022	Department of Agriculture and Irrigation	Endo
Kaptoboko	To improve the water conveyance and distribution efficiency	Line the main canal with concrete	2,000m	2,000,000	CG	2018-2022	Department of Agriculture and Irrigation	Endo
Kapchesom/Kapkobil/Chepalet	To improve water conveyance and distribution efficiency	Line the main canal with concrete	2,500m	3,000,000	CG	2018-2022	Department of Agriculture and Irrigation	Endo
Kachikam/Kipkwakwa	To improve water conveyance and distribution efficiency	Line the main canal with concrete	2,000m	2,500,000	CG	2018-2022	Department of Agriculture and Irrigation	Endo
Chepuser/Embolot	To construct new furrow in Mokoro location	Construct new intake, construct new canal and line some sections	1 No, 4,000m	4,000,000	CG	2018-2022	Department of Agriculture and Irrigation	Endo
Embolot/Piretei	To improve abstraction, conveyance and distribution efficiency	Lining the main canal with concrete	2,000m	2,500,000	CG	2018-2022	Department of Agriculture and Irrigation	Endo
Tirokayano/Chechan	To improve the water abstraction, conveyance and distribution efficiency	Construct an intake and Line the main canal	1,600m	2,500,000	CG	2018-2022	Department of Agriculture and Irrigation	Endo
Kimulsigin	To improve the water abstraction and conveyance	Construct an intake, Construction of pipeline	1No	2,000,000	CG	2018-2022	Department of Agriculture and Irrigation	Endo
Kimasian dam	To harness and store water for irrigation	Construct concrete dam with a capacity of 5,000m3	1No	10,000,000	CG	2018-2022	Department of Agriculture and Irrigation	Endo
Enou dam	To harness and store water for irrigation	Construct concrete dam with a capacity of 5,000m3	1No	10,000,000	CG	2018-2022	Department of Agriculture and Irrigation	Endo
Kanungen	To secure the farms from damage by livestock and wildlife	Carry out perimeter fencing of the farm using metal posts and chain link covering an area of 40ha	1No	4,000,000	CG	2018-2022	Department of Agriculture and Irrigation	Endo
Kutoi	To secure the farms from		1No	4,000,0	CG	2018-	Department of Agriculture	Endo

Project Name	Objectives	Description of Activities	Targets	Cost (KShs)	Source of Funding	Time Frame	Implementing Agency	Ward
	damage by livestock and wildlife			00		2022	and Irrigation	
Sindar/Chepkororwo	To secure the farms from damage by livestock and wildlife		1No	4,000,000	CG	2018-2022	Department of Agriculture and Irrigation	Endo
Towelo/Kiborok	To secure the farms from damage by livestock and wildlife		1No	4,000,000	CG	2018-2022	Department of Agriculture and Irrigation	Endo
Kitiper/Chemangat	To secure the farms from damage by livestock and wildlife		1No	4,000,000	CG	2018-2022	Department of Agriculture and Irrigation	Endo
Kapkirwok/Kapkoros	To secure the farms from damage by livestock and wildlife		1No	4,000,000	CG	2018-2022	Department of Agriculture and Irrigation	Endo
Chesawach/Kisim	To secure the farms from damage by livestock and wildlife		1No	4,000,000	CG	2018-2022	Department of Agriculture and Irrigation	Endo
Chepang'ang/Siso	To secure the farms from damage by livestock and wildlife		1No	4,000,000	CG	2018-2022	Department of Agriculture and Irrigation	Endo
Kerende/Kaboyon	To secure the farms from damage by livestock and wildlife		1No	4,000,000	CG	2018-2022		Endo
Research & Extension	To enhance effective flow and exchange of technologies between research scientists, extension staff and farmers	Dissemination of extension messeges through trainings, farm visits and demonstrations, field days, tours, etc.	To reach 2,000 farmers every year	7,078,500	CG	2018-2022	Department of Agriculture and Irrigation, KALRO, KIRDI, ASDSP, KCSAP	Kabiemit
Soil conservation	To promote sustainable land development and soil fertility management practices	Identify project site and beneficiaries; lay out farm conservation structures; farmers capacity building; and provide working tools and plant materials for soil conservation	50 model farms to be laid out and 500 farmers to train every year	2,888,000	CG	2018-2022	Department of Agriculture and Irrigation and other partners	Kabiemit
Potato	To increase avocado production, productivity and household income	Training farmers, providing seeds/seedlings and linking to markets	200 farmers to benefit every year	11,124,660	CG	2018-2022	Department of Agriculture and Irrigation, KALRO, KEPHIS, AFA, KIRDI, KVDA and other partners	Kabiemit

Project Name	Objectives	Description of Activities	Targets	Cost (KShs)	Source of Funding	Time Frame	Implementing Agency	Ward
Avocado	To increase avocado production, productivity and household income		200 farmers to benefit every year	777,788	CG	2018-2022	Department of Agriculture and Irrigation, KALRO, KEPHIS, AFA, KIRDI, Eureka Farm and other partners	Kabiemit
Passion	To increase passion fruit production, productivity and household income		200 farmers to benefit every year	1,413,100	CG	2018-2022	Department of Agriculture and Irrigation, KALRO, KEPHIS, AFA, KIRDI and other partners	Kabiemit
Tree tomato	To increase tree tomato production, productivity and household income		200 farmers to benefit every year	834,320	CG	2018-2022	Department of Agriculture and Irrigation and other partners	Kabiemit
Temperate fruits	To increase temperate fruits production, productivity and household income		200 farmers to benefit every year	847,200	CG	2018-2022	Department of Agriculture and Irrigation and other partners	Kabiemit
Coffee	To increase coffee production, productivity and household income		200 farmers to benefit every year	851,760	CG	2018-2022	Department of Agriculture and Irrigation, CRI, CBK and other partners	Kabiemit
Tea	To increase tea production, productivity and household income		200 farmers to benefit every year	835,100	CG	2018-2022	Department of Agriculture and Irrigation, TRI, KTDA, Sisibo Factory, Kapsara Factory and other partners	Kabiemit
Pyrethrum	To increase pyrethrum production, productivity and household income		200 farmers to benefit every year	841,088	CG	2018-2022	Department of Agriculture and Irrigation and other partners	Kabiemit
Research & Extension	To enhance effective flow and exchange of technologies between research scientists, extension staff and farmers	Dissemination of extension messeges through trainings, farm visits and demonstrations, field days, tours, etc.	To reach 3,000 farmers every year	8,010,500	CG	2018-2022	Department of Agriculture and Irrigation, KALRO, KIRDI, ASDSP, KCSAP	Kamariny
Soil conservation	To promote sustainable land development and soil fertility management practices	Identify project site and beneficiaries; lay out farm conservation structures; farmers capacity building; and provide working tools and plant materials for soil conservation	50 model farms to be laid out and 500 farmers to train every year	2,888,000	CG	2018-2022	Department of Agriculture and Irrigation and other partners	Kamariny
Potato	To increase avocado production, productivity and household income	Training farmers, providing seeds/seedlings and linking to markets	200 farmers to benefit every year	14,329,960	CG	2018-2022	Department of Agriculture and Irrigation, KALRO, KEPHIS, AFA, KIRDI, KVDA and other partners	Kamariny

Project Name	Objectives	Description of Activities	Targets	Cost (KShs)	Source of Funding	Time Frame	Implementing Agency	Ward
Avocado	To increase avocado production, productivity and household income		200 farmers to benefit every year	813,088	CG	2018-2022	Department of Agriculture and Irrigation, KALRO, KEPHIS, AFA, KIRDI, Eureka Farm and other partners	Kamariny
Passion	To increase passion fruit production, productivity and household income		200 farmers to benefit every year	1,448,400	CG	2018-2022	Department of Agriculture and Irrigation, KALRO, KEPHIS, AFA, KIRDI and other partners	Kamariny
Macadamia	To increase macadamia production, productivity and household income		200 farmers to benefit every year	942,900	CG	2018-2022	Department of Agriculture and Irrigation, Eureka Farm and other partners	Kamariny
Tea	To increase tea production, productivity and household income		200 farmers to benefit every year	843,400	CG	2018-2022	Department of Agriculture and Irrigation, TRI, KTDA, Sisibo Factory, Kapsara Factory and other partners	Kamariny
Pyrethrum	To increase pyrethrum production, productivity and household income		200 farmers to benefit every year	852,388	CG	2018-2022	Department of Agriculture and Irrigation and other partners	Kamariny
Greenhouse	To increase horticulture production, productivity and household income	Construct greenhouse as per specifications and build the skills capacity of farmers to operate greenhouse	1 green house to be constructed	300,000	CG	2018-2022	Department of Agriculture and Irrigation and other partners	Kamariny
Kapterit	Support irrigation initiatives by groups	Construct pipelines for irrigation water supply	4000m	2,000,000	CG	2018-2022	Department of Agriculture and Irrigation	Kamariny
Kiptingo	Support irrigation initiatives by groups	Construct pipelines for irrigation water supply	4,0000m	2,000,000	CG	2018-2022	Department of Agriculture and Irrigation	Kamariny
Sergoit	Support irrigation initiatives by groups	Construct pipelines for irrigation water supply	4,0000m	2,000,000	CG	2018-2022	Department of Agriculture and Irrigation	Kamariny
Tuyobei	Support irrigation initiatives by groups	Construct pipelines for irrigation water supply	4,0000m	2,000,000	CG	2018-2022	Department of Agriculture and Irrigation	Kamariny
Kiplus	Support irrigation initiatives by groups	Construct pipelines for irrigation water supply	4,0000m	2,000,000	CG	2018-2022	Department of Agriculture and Irrigation	Kamariny
Kapngetuny	Support irrigation initiatives by groups	Construct pipelines for irrigation water supply	4,0000m	2,000,000	CG	2018-2022	Department of Agriculture and Irrigation	Kamariny
Kaplele	Support irrigation initiatives by groups	Construct pipelines for irrigation water supply	4,0000m	2,000,000	CG	2018-2022	Department of Agriculture and Irrigation	Kamariny
Chepkatet	Support irrigation initiatives	Construct pipelines for irrigation	4,0000m	2,000,0	CG	2018-	Department of Agriculture	Kamariny

Project Name	Objectives	Description of Activities	Targets	Cost (KShs)	Source of Funding	Time Frame	Implementing Agency	Ward
	by groups	water supply		00		2022	and Irrigation	
Kapkenudi	Support irrigation initiatives by groups	Construct pipelines for irrigation water supply	4,0000m	2,000,000	CG	2018-2022	Department of Agriculture and Irrigation	Kamariny
Inua jamii group	Support irrigation initiatives by groups	Provide portable pumping sets and pipes to irrigation groups	1No	200,000	CG	2018-2022	Department of Agriculture and Irrigation	Kamariny
Chesitek	Support irrigation initiatives by groups	Provide portable pumping sets and pipes to irrigation groups	10 No	2,000,000	CG	2018-2022	Department of Agriculture and Irrigation	Kamariny
Kiptabus	Support irrigation initiatives by groups	Provide portable pumping sets and pipes to irrigation groups	10No	2,000,000	CG	2018-2022	Department of Agriculture and Irrigation	Kamariny
Research & Extension	To enhance effective flow and exchange of technologies between research scientists, extension staff and farmers	Dissemination of extension messeges through trainings, farm visits and demonstrations, field days, tours, etc.	To reach 3,000 farmers every year	7,078,500	CG	2018-2022	Department of Agriculture and Irrigation, KALRO, KIRDI, ASDSP, KCSAP	Kapchemutwa
Soil conservation	To promote sustainable land development and soil fertility management practices	Identify project site and beneficiaries; lay out farm conservation structures; farmers capacity building; and provide working tools and plant materials for soil conservation	50 model farms to be laid out and 500 farmers to train every year	2,888,000	CG	2018-2022	Department of Agriculture and Irrigation and other partners	Kapchemutwa
Potato	To increase avocado production, productivity and household income	Training farmers, providing seeds/seedlings and linking to markets	200 farmers to benefit every year	12,724,660	CG	2018-2022	Department of Agriculture and Irrigation, KALRO, KEPHIS, AFA, KIRDI, KVDA and other partners	Kapchemutwa
Passion	To increase passion fruit production, productivity and household income		200 farmers to benefit every year	1,428,100	CG	2018-2022	Department of Agriculture and Irrigation, KALRO, KEPHIS, AFA, KIRDI and other partners	Kapchemutwa
Avocado	To increase avocado production, productivity and household income		200 farmers to benefit every year	792,788	CG	2018-2022	Department of Agriculture and Irrigation, KALRO, KEPHIS, AFA, KIRDI, Eureka Farm and other partners	Kapchemutwa
Macadamia	To increase macadamia production, productivity and household income		200 farmers to benefit every year	907,600	CG	2018-2022	Department of Agriculture and Irrigation, Eureka Farm and other partners	Kapchemutwa
Pyrethrum	To increase pyrethrum production, productivity and household income		200 farmers to benefit every year	844,088	CG	2018-2022	Department of Agriculture and Irrigation and other partners	Kapchemutwa

Project Name	Objectives	Description of Activities	Targets	Cost (KShs)	Source of Funding	Time Frame	Implementing Agency	Ward
Fruit cooling plant	To enhance shelf life and market prices of fruits	Land acquisition and construction of fruit cooling plant in Cheboror location	1 fruit cooling plant	6,000,000	CG	2018-2022	Department of Agriculture and Irrigation and other partners	Kapchemutwa
Research & Extension	To enhance effective flow and exchange of technologies between research scientists, extension staff and farmers	Dissemination of extension messeges through trainings, farm visits and demonstrations, field days, tours, etc.	To reach 3,000 farmers every year	8,010,500	CG	2018-2022	Department of Agriculture and Irrigation, KALRO, KIRDI, ASDSP, KCSAP	Kapsowar
Soil conservation	To promote sustainable land development and soil fertility management practices	Identify project site and beneficiaries; lay out farm conservation structures; farmers capacity building; and provide working tools and plant materials for soil conservation	50 model farms to be laid out and 500 farmers to train every year	2,888,000	CG	2018-2022	Department of Agriculture and Irrigation and other partners	Kapsowar
Potato	To increase avocado production, productivity and household income	Training farmers, providing seeds/seedlings and linking to markets	200 farmers to benefit every year	14,329,960	CG	2018-2022	Department of Agriculture and Irrigation, KALRO, KEPHIS, AFA, KIRDI, KVDA and other partners	Kapsowar
Avocado	To increase avocado production, productivity and household income		200 farmers to benefit every year	813,088	CG	2018-2022	Department of Agriculture and Irrigation, KALRO, KEPHIS, AFA, KIRDI, Eureka Farm and other partners	Kapsowar
Macadamia	To increase macadamia production, productivity and household income		200 farmers to benefit every year	942,900	CG	2018-2022	Department of Agriculture and Irrigation, Eureka Farm and other partners	Kapsowar
Tea	To increase tea production, productivity and household income		200 farmers to benefit every year	843,400	CG	2018-2022	Department of Agriculture and Irrigation, TRI, KTDA, Sisibo Factory, Kapsara Factory and other partners	Kapsowar
Coffee	To increase coffee production, productivity and household income		200 farmers to benefit every year	867,060	CG	2018-2022	Department of Agriculture and Irrigation, CRI, CBK and other partners	Kapsowar
Pyrethrum	To increase pyrethrum production, productivity and household income		200 farmers to benefit every year	852,388	CG	2018-2022	Department of Agriculture and Irrigation and other partners	Kapsowar
Cheptuiya irrigation project	To enhance water supply for small scale irrigation	Completion of pipe laying to farms	200 HHs	800,000	CG	2018-2022	Department of Agriculture and Irrigation and other partners	Kapsowar
Research	To enhance effective flow and	Dissemination of extension	To reach	7,078,5	CG	2018-	Department of Agriculture	Kaptarakwa

Project Name	Objectives	Description of Activities	Targets	Cost (KShs)	Source of Funding	Time Frame	Implementing Agency	Ward
&Extension	exchange of technologies between research scientists, extension staff and farmers	messeges through trainings, farm visits and demonstrations, field days, tours, etc.	2,000 farmers every year	00		2022	and Irrigation, KALRO, KIRDI, ASDSP, KCSAP	
Soil conservation	To promote sustainable land development and soil fertility management practices	Identify project site and beneficiaries; lay out farm conservation structures; farmers capacity building; and provide working tools and plant materials for soil conservation	50 model farms to be laid out and 500 farmers to train every year	2,888,000	CG	2018-2022	Department of Agriculture and Irrigation and other partners	Kaptarakwa
Potato	To increase avocado production, productivity and household income	Training farmers, providing seeds/seedlings and linking to markets	200 farmers to benefit every year	11,124,660	CG	2018-2022	Department of Agriculture and Irrigation, KALRO, KEPHIS, AFA, KIRDI, KVDA and other partners	Kaptarakwa
Passion	To increase passion fruit production, productivity and household income		200 farmers to benefit every year	1,413,100	CG	2018-2022	Department of Agriculture and Irrigation, KALRO, KEPHIS, AFA, KIRDI and other partners	Kaptarakwa
Tree tomato	To increase tree tomato production, productivity and household income		200 farmers to benefit every year	834,320	CG	2018-2022	Department of Agriculture and Irrigation and other partners	Kaptarakwa
Tea	To increase tea production, productivity and household income		200 farmers to benefit every year	835,100	CG	2018-2022	Department of Agriculture and Irrigation, TRI, KTDA, Sisibo Factory, Kapsara Factory and other partners	Kaptarakwa
Pyrethrum	To increase pyrethrum production, productivity and household income		200 farmers to benefit every year	841,088	CG	2018-2022	Department of Agriculture and Irrigation and other partners	Kaptarakwa
Research & Extension	To enhance effective flow and exchange of technologies between research scientists, extension staff and farmers	Dissemination of extension messeges through trainings, farm visits and demonstrations, field days, tours, etc.	To reach 2,000 farmers every year	7,078,500	CG	2018-2022	Department of Agriculture and Irrigation, KALRO, KIRDI, ASDSP, KCSAP	Kapyego
Soil conservation	To promote sustainable land development and soil fertility management practices	Identify project site and beneficiaries; lay out farm conservation structures; farmers capacity building; and provide working tools and plant materials for soil conservation	50 model farms to be laid out and 500 farmers to train every year	2,888,000	CG	2018-2022	Department of Agriculture and Irrigation and other partners	Kapyego
Potato	To increase avocado	Training farmers, providing	200 farmers	11,124,	CG	2018-	Department of Agriculture	Kapyego

Project Name	Objectives	Description of Activities	Targets	Cost (KShs)	Source of Funding	Time Frame	Implementing Agency	Ward
	production, productivity and household income	seeds/seedlings and linking to markets	to benefit every year	660		2022	and Irrigation, KALRO, KEPHIS, AFA, KIRDI, KVDA and other partners	
Pyrethrum	To increase pyrethrum production, productivity and household income		200 farmers to benefit every year	841,088	CG	2018-2022	Department of Agriculture and Irrigation and other partners	Kapyego
Temperate fruits	To increase temperate fruits production, productivity and household income		200 farmers to benefit every year	847,200	CG	2018-2022	Department of Agriculture and Irrigation and other partners	Kapyego
Fertilizer store	Enhance farmers access to storage facilities	Construct storage store as per design at Kamasia and Kapyego	2 store	10,000,000	CG	2018-2022	Department of Agriculture and Irrigation and other partners	Kapyego
Promotion of irrigation activities	Support irrigation initiatives by groups	Provide portable pumping sets and pipes to irrigation groups	10No	2,000,000	CG	2018-2022	Department of Agriculture and Irrigation	Kapyego
Research and Extension	To enhance effective flow and exchange of technologies between research scientists, extension staff and farmers	Dissemination of extension messeges through trainings, farm visits and demonstrations, field days, tours, etc.	To reach 2,000 farmers every year	8,274,000	CG	2018-2022	Department of Agriculture and Irrigation, KALRO, KIRDI, ASDSP, KCSAP	Lelan
Soil Conservation	To promote sustainable land development and soil fertility management practices	Identify project site and beneficiaries; lay out farm conservation structures; farmers capacity building; and provide working tools and plant materials for soil conservation	50 model farms to be laid out and 500 farmers to train every year	2,888,000	CG	2018-2022	Department of Agriculture and Irrigation and other partners	Lelan
Potato Development	To increase avocado production, productivity and household income	Training farmers, providing seeds/seedlings and linking to markets	200 farmers to benefit every year	11,135,260	CG	2018-2022	Department of Agriculture and Irrigation, KALRO, KEPHIS, AFA, KIRDI, KVDA and other partners	Lelan
Temperate Fruits	To increase temperate fruits production, productivity and household income		200 farmers to benefit every year	857,800	CG	2018-2022	Department of Agriculture and Irrigation and other partners	Lelan
Pyrethrum Development	To increase pyrethrum production, productivity and household income		200 farmers to benefit every year	851,688	CG	2018-2022	Department of Agriculture and Irrigation and other partners	Lelan
Tea Development	To increase tea production, productivity and household income		200 farmers to benefit every year	845,700	CG	2018-2022	Department of Agriculture and Irrigation, TRI, KTDA, Sisibo Factory, Kapsara	Lelan

Project Name	Objectives	Description of Activities	Targets	Cost (KShs)	Source of Funding	Time Frame	Implementing Agency	Ward
							Factory and other partners	
Research and Extension	To enhance effective flow and exchange of technologies between research scientists, extension staff and farmers	Dissemination of extension messeges through trainings, farm visits and demonstrations, field days, tours, etc.	To reach 2,000 farmers every year	7,078,500	CG	2018-2022	Department of Agriculture and Irrigation, KALRO, KIRDI, ASDSP, KCSAP	Metkei
Soil Conservation	To promote sustainable land development and soil fertility management practices	Identify project site and beneficiaries; lay out farm conservation structures; farmers capacity building; and provide working tools and plant materials for soil conservation	50 model farms to be laid out and 500 farmers to train every year	2,888,000	CG	2018-2022	Department of Agriculture and Irrigation and other partners	Metkei
Potato Development	To increase avocado production, productivity and household income	Training farmers, providing seeds/seedlings and linking to markets	200 farmers to benefit every year	9,524,660	CG	2018-2022	Department of Agriculture and Irrigation, KALRO, KEPHIS, AFA, KIRDI, KVDA and other partners	Metkei
Pyrethrum Development	To increase pyrethrum production, productivity and household income		200 farmers to benefit every year	838,088	CG	2018-2022	Department of Agriculture and Irrigation and other partners	Metkei
Coffee Development	To increase coffee production, productivity and household income		200 farmers to benefit every year	846,760	CG	2018-2022	Department of Agriculture and Irrigation, CRI, CBK and other partners	Metkei
Tea Development	To increase tea production, productivity and household income		200 farmers to benefit every year	833,600	CG	2018-2022	Department of Agriculture and Irrigation, TRI, KTDA, Sisibo Factory, Kapsara Factory and other partners	Metkei
Research & Extension	To enhance effective flow and exchange of technologies between research scientists, extension staff and farmers	Dissemination of extension messeges through trainings, farm visits and demonstrations, field days, tours, etc.	To reach 2,000 farmers every year	6,410,000	CG	2018-2022	Department of Agriculture and Irrigation, KALRO, KIRDI, ASDSP, KCSAP	Moiben/ Kuserwa
Soil conservation	To promote sustainable land development and soil fertility management practices	Identify project site and beneficiaries; lay out farm conservation structures; farmers capacity building; and provide working tools and plant materials for soil conservation	50 model farms to be laid out and 500 farmers to train every year	2,888,000	CG	2018-2022	Department of Agriculture and Irrigation and other partners	Moiben/ Kuserwa
Greenhouse	To increase horticulture production, productivity and household income	Construct greenhouse as per specifications and build the skills capacity of farmers to operate	1 green house to be constructed	300,000	CG	2018-2022	Department of Agriculture and Irrigation and other partners	Moiben/ Kuserwa

Project Name	Objectives	Description of Activities	Targets	Cost (KShs)	Source of Funding	Time Frame	Implementing Agency	Ward
		greenhouse						
Potato	To increase avocado production, productivity and household income	Training farmers, providing seeds/seedlings and linking to markets	200 farmers to benefit every year	11,124,660	CG	2018-2022	Department of Agriculture and Irrigation, KALRO, KEPHIS, AFA, KIRDI, KVDA and other partners	Moiben/ Kuserwa
Avocado	To increase avocado production, productivity and household income		200 farmers to benefit every year	777,788	CG	2018-2022	Department of Agriculture and Irrigation, KALRO, KEPHIS, AFA, KIRDI, Eureka Farm and other partners	Moiben/ Kuserwa
Temperate fruits	To increase temperate fruits production, productivity and household income		200 farmers to benefit every year	847,200	CG	2018-2022	Department of Agriculture and Irrigation and other partners	Moiben/ Kuserwa
Macadamia	To increase macadamia production, productivity and household income		200 farmers to benefit every year	877,600	CG	2018-2022	Department of Agriculture and Irrigation, Eureka Farm and other partners	Moiben/ Kuserwa
Pyrethrum	To increase pyrethrum production, productivity and household income		200 farmers to benefit every year	841,088	CG	2018-2022	Department of Agriculture and Irrigation and other partners	Moiben/ Kuserwa
Tea	To increase tea production, productivity and household income		200 farmers to benefit every year	835,100	CG	2018-2022	Department of Agriculture and Irrigation, TRI, KTDA, Sisibo Factory, Kapsara Factory and other partners	Moiben/ Kuserwa
Coffee	To increase coffee production, productivity and household income		200 farmers to benefit every year	851,760	CG	2018-2022	Department of Agriculture and Irrigation, CRI, CBK and other partners	Moiben/ Kuserwa
Greenhouse promotion	To increase horticultural production, productivity and household income	Acquisition and installation of greenhouses	2	500,000	CG	2018-2022	Department of Agriculture and Irrigation and other partners	Moiben/ Kuserwa
Research and Extension	To enhance effective flow and exchange of technologies between research scientists, extension staff and farmers	Dissemination of extension messeges through trainings, farm visits and demonstrations, field days, tours, etc.	To reach 2,500 farmers every year	10,806,500	CG	2018-2022	Department of Agriculture and Irrigation, KALRO, KIRDI, ASDSP, KCSAP	Sambirir
Soil conservation	To promote sustainable land development and soil fertility management practices	Identify project site and beneficiaries; lay out farm conservation structures; farmers capacity building; and provide working tools and plant materials for soil conservation	50 model farms to be laid out and 500 farmers to train every year	2,888,000	CG	2018-2022	Department of Agriculture and Irrigation and other partners	Sambirir

Project Name	Objectives	Description of Activities	Targets	Cost (KShs)	Source of Funding	Time Frame	Implementing Agency	Ward
Potato Development	To increase avocado production, productivity and household income	Training farmers, providing seeds/seedlings and linking to markets	200 farmers to benefit every year	14,345,860	CG	2018-2022	Department of Agriculture and Irrigation, KALRO, KEPHIS, AFA, KIRDI, KVDA and other partners	Sambirir
Green grams Development	To increase green grams production, productivity and household income		200 farmers to benefit every year	1,053,000	CG	2018-2022	Department of Agriculture and Irrigation, KALRO, KEPHIS, ICRISAT, Egerton University	Sambirir
Macadamia	To increase macadamia production, productivity and household income		200 farmers to benefit every year	958,800	CG	2018-2022	Department of Agriculture and Irrigation, Eureka Farm and other partners	Sambirir
Coffee Development	To increase coffee production, productivity and household income		200 farmers to benefit every year	882,960	CG	2018-2022	Department of Agriculture and Irrigation, CRI, CBK and other partners	Sambirir
Store	Enhance farmers access to storage facilities	Construct storage store as per design	1 store	5,000,000	CG	2018-2022	Department of Agriculture and Irrigation	Sambirir
Fencing of food security farms	To secure the farms from damage by livestock and wildlife	Carry out perimeter fencing of the farms using metal posts and chain link covering an area of 40Ha (100 acres)	4 No	16,000,000	CG	2018-2022	Department of Agriculture and Irrigation	Sambirir
Research & Extension	To enhance effective flow and exchange of technologies between research scientists, extension staff and farmers	Dissemination of extension messeges through trainings, farm visits and demonstrations, field days, tours, etc.	To reach 2,500 farmer every year	8,274,000	CG	2018-2022	Department of Agriculture and Irrigation, KALRO, KIRDI, ASDSP, KCSAP	Sengwer
Soil conservation	To promote sustainable land development and soil fertility management practices	Identify project site and beneficiaries; lay out farm conservation structures; farmers capacity building; and provide working tools and plant materials for soil conservation	50 model farms to be laid out and 500 farmers to train every year	2,888,000	CG	2018-2022	Department of Agriculture and Irrigation and other partners	Sengwer
Potato	To increase avocado production, productivity and household income	Training farmers, providing seeds/seedlings and linking to markets	200 farmers to benefit every year	11,135,260	CG	2018-2022	Department of Agriculture and Irrigation, KALRO, KEPHIS, AFA, KIRDI, KVDA and other partners	Sengwer
Avocado	To increase avocado production, productivity and household income		200 farmers to benefit every year	788,388	CG	2018-2022	Department of Agriculture and Irrigation, KALRO, KEPHIS, AFA, KIRDI, Eureka Farm and other partners	Sengwer

Project Name	Objectives	Description of Activities	Targets	Cost (KShs)	Source of Funding	Time Frame	Implementing Agency	Ward
Tea	To increase tea production, productivity and household income		200 farmers to benefit every year	845,700	CG	2018-2022	Department of Agriculture and Irrigation, TRI, KTDA, Sisibo Factory, Kapsara Factory and other partners	Sengwer
Promotion of irrigation activities	Support irrigation initiatives by groups	Provide portable pumping sets and pipes to irrigation groups	10No	1,000,000	CG	2018-2022	Department of Agriculture and Irrigation	Sengwer
Research and Extension	To enhance effective flow and exchange of technologies between research scientists, extension staff and farmers	Dissemination of extension messeges through trainings, farm visits and demonstrations, field days, tours, etc.	To reach 2,000 farmers every year	8,010,500	CG	2018-2022	Department of Agriculture and Irrigation, KALRO, KIRDI, ASDSP, KCSAP	Soy North
Soil conservation	To promote sustainable land development and soil fertility management practices	Identify project site and beneficiaries; lay out farm conservation structures; farmers capacity building; and provide working tools and plant materials for soil conservation	50 model farms to be laid out and 500 farmers to train every year	2,888,000	CG	2018-2022	Department of Agriculture and Irrigation and other partners	Soy North
Mango Development	To increase mango production, productivity and household income	Training farmers, providing seeds/seedlings and linking to markets	200 farmers to benefit every year	877,100	CG	2018-2022	Department of Agriculture and Irrigation, KALRO, ICIPE, KEPHIS, AFA, KIRDI, KVDA	Soy North
Avocado Development	To increase avocado production, productivity and household income		200 farmers to benefit every year	768,088	CG	2018-2022	Department of Agriculture and Irrigation, KALRO, KEPHIS, AFA, KIRDI, Eureka Farm and other partners	Soy North
Coffee Development	To increase coffee production, productivity and household income		200 farmers to benefit every year	852,060	CG	2018-2022	Department of Agriculture and Irrigation, CRI, CBK and other partners	Soy North
Macadamia Development	To increase macadamia production, productivity and household income		200 farmers to benefit every year	852,900	CG	2018-2022	Department of Agriculture and Irrigation, Eureka Farm and other partners	Soy North
Green grams Development	To increase green grams production, productivity and household income		200 farmers to benefit every year	1,037,100	CG	2018-2022	Department of Agriculture and Irrigation, KALRO, KEPHIS, ICRISAT, Egerton University	Soy North
Groundnuts Development	To increase groundnut production, productivity and household income		200 farmers to benefit every year	1,039,620	CG	2018-2022	Department of Agriculture and Irrigation, KALRO, KEPHIS, ICRISAT, Egerton	Soy North

Project Name	Objectives	Description of Activities	Targets	Cost (KShs)	Source of Funding	Time Frame	Implementing Agency	Ward
							University	
Sweet potato Development	To increase sweet potato production, productivity and household food security & nutrition		100 farmers to benefit every year	389,620	CG	2018-2022	Department of Agriculture and Irrigation, KALRO, KEPHIS, World Vision	Soy North
Rice Development	To increase rice production, productivity and household food security & nutrition		100 farmers to benefit every year	800,000	CG	2018-2022	Department of Agriculture and Irrigation	Soy North
Simit coffee store	To facilitate aggregation and value addition of coffee	Construction of coffee store at Simit	1 No	4,000,000	CG	2018-2022	Department of Agriculture and Irrigation, CBK	Soy North
Korober	To improve the water abstraction, conveyance and distribution efficiency	Construct an intake and pipeline	3,500m	2,500,000	CG	2018-2022	Department of Agriculture and Irrigation	Soy North
Muskut	To construct a new small-scale irrigation project	Construct an intake and pipeline	3,000m	2,000,000	CG	2018-2022	Department of Agriculture and Irrigation	Soy North
Kewalet	To construct a new small-scale irrigation project	Construct an intake and pipeline	3,000m	2,000,000	CG	2018-2022	Department of Agriculture and Irrigation	Soy North
Senetwo	To construct a new small-scale irrigation project	Construct an intake and pipeline	3,000m	2,000,000	CG	2018-2022	Department of Agriculture and Irrigation	Soy North
Cheminya	To construct a new small-scale irrigation project	Construct an intake and pipeline	3,000m	2,000,000	CG	2018-2022	Department of Agriculture and Irrigation	Soy North
Kerio River (Pumps)	Support irrigation initiatives by groups	Provide portable pumping sets and pipes to irrigation groups	10No	2,000,000	CG	2018-2022	Department of Agriculture and Irrigation	Soy North
Ketip Arap Chebet	To construct a new small-scale irrigation project	Provide portable pumping sets and pipes to irrigation groups	3,000m	2,000,000	CG	2018-2022	Department of Agriculture and Irrigation	Soy North
Fencing of food security farms	To secure the farms from damage by livestock and wildlife	Carry out perimeter fencing of the farms using metal posts and chain link covering an area of 40Ha (100 acres)	4 No	16,000,000	CG	2018-2022	Department of Agriculture and Irrigation	Soy North
Korober	To improve the water abstraction, conveyance and distribution efficiency	Construct an intake and pipeline	3,500m	2,500,000	CG	2018-2022	Department of Agriculture and Irrigation	Soy North
Muskut	To construct a new small-scale irrigation project	Construct an intake and pipeline	3,000m	2,000,000	CG	2018-2022	Department of Agriculture and Irrigation	Soy North
Kewalet	To construct a new small-scale irrigation project	Construct an intake and pipeline	3,000m	2,000,000	CG	2018-2022	Department of Agriculture and Irrigation	Soy North
Senetwo	To construct a new small-	Construct an intake and pipeline	3,000m	2,000,0	CG	2018-	Department of Agriculture	Soy North

Project Name	Objectives	Description of Activities	Targets	Cost (KShs)	Source of Funding	Time Frame	Implementing Agency	Ward
	scale irrigation project			00		2022	and Irrigation	
Cheminya	To construct a new small-scale irrigation project	Construct an intake and pipeline	3,000m	2,000,000	CG	2018-2022	Department of Agriculture and Irrigation	Soy North
Kerio River (Pumps)	Support irrigation initiatives by groups	Provide portable pumping sets and pipes to irrigation groups	10No	2,000,000	CG	2018-2022	Department of Agriculture and Irrigation	Soy North
Ketip Arap Chebet	To construct a new small-scale irrigation project	Provide portable pumping sets and pipes to irrigation groups	3,000m	2,000,000	CG	2018-2022	Department of Agriculture and Irrigation	Soy North
Fencing of food security farms	To secure the farms from damage by livestock and wildlife	Carry out perimeter fencing of the farms using metal posts and chain link covering an area of 40Ha (100 acres)	4 No	16,000,000	CG	2018-2022	Department of Agriculture and Irrigation	Soy North
Solar pumping equipment	To promote small scale irrigated agriculture	Acquisition and installation of solar pumping equipments for irrigation	4 No	2,000,000	CG	2018-2022	Department of Agriculture and Irrigation	Soy North
Research & Extension	To enhance effective flow and exchange of technologies between research scientists, extension staff and farmers	Dissemination of extension messeges through trainings, farm visits and demonstrations, field days, tours, etc and purchase of motor cycle	To reach 2,500 farmer every year	7,078,500	CG	2018-2022	Department of Agriculture and Irrigation, KALRO, KIRDI, ASDSP, KCSAP	Soy South
Soil conservation	To promote sustainable land development and soil fertility management practices	Identify project site and beneficiaries; lay out farm conservation structures; farmers capacity building; and provide working tools and plant materials for soil conservation	50 model farms to be laid out and 500 farmers to train every year	2,888,000	CG	2018-2022	Department of Agriculture and Irrigation and other partners	Soy South
Avocado	To increase avocado production, productivity and household income	Training farmers, providing seeds/seedlings and linking to markets	200 farmers to benefit every year	792,788	CG	2018-2022	Department of Agriculture and Irrigation, KALRO, KEPHIS, AFA, KIRDI, Eureka Farm and other partners	Soy South
Macadamia	To increase macadamia production, productivity and household income		200 farmers to benefit every year	907,600	CG	2018-2022	Department of Agriculture and Irrigation, Eureka Farm and other partners	Soy South
Tomato	To increase tomato production, productivity and household income		200 farmers to benefit every year	834,320	CG	2018-2022	Department of Agriculture and Irrigation and other partners	Soy South
Mango	To increase mango production, productivity and		200 farmers to benefit	891,800	CG	2018-2022	Department of Agriculture and Irrigation, KALRO,	Soy South

Project Name	Objectives	Description of Activities	Targets	Cost (KShs)	Source of Funding	Time Frame	Implementing Agency	Ward
	household income		every year				ICIPE, KEPHIS, AFA, KIRDI, KVDA	
Coffee	To increase coffee production, productivity and household income		200 farmers to benefit every year	856,760	CG	2018-2022	Department of Agriculture and Irrigation, CRI, CBK and other partners	Soy South
Sorghum	To increase sorghum production, productivity and household income		100 farmers to benefit every year	534,320	CG	2018-2022	Department of Agriculture and Irrigation, KALRO, KEPHIS, ICRISAT, Egerton University	Soy South
Groundnuts	To increase groundnut production, productivity and household income		200 farmers to benefit every year	1,034,320	CG	2018-2022	Department of Agriculture and Irrigation, KALRO, KEPHIS, ICRISAT, Egerton University	Soy South
Green grams	To increase green grams production, productivity and household income		200 farmers to benefit every year	1,031,800	CG	2018-2022	Department of Agriculture and Irrigation, KALRO, KEPHIS, ICRISAT, Egerton University	Soy South
Research & Extension	To enhance effective flow and exchange of technologies between research scientists, extension staff and farmers	Dissemination of extension messeges through trainings, farm visits and demonstrations, field days, tours, etc.	To reach 2,000 farmers every year	6,146,500	CG	2018-2022	Department of Agriculture and Irrigation, KALRO, KIRDI, ASDSP, KCSAP	Tambach
Soil conservation	To promote sustainable land development and soil fertility management practices	Identify project site and beneficiaries; lay out farm conservation structures; farmers capacity building; and provide working tools and plant materials for soil conservation	50 model farms to be laid out and 500 farmers to train every year	2,888,000	CG	2018-2022	Department of Agriculture and Irrigation and other partners	Tambach
Coffee	To increase coffee production, productivity and household income	Training farmers, providing seeds/seedlings and linking to markets	200 farmers to benefit every year	841,460	CG	2018-2022	Department of Agriculture and Irrigation, CRI, CBK and other partners	Tambach
Banana	To increase banana production, productivity and household income		200 farmers to benefit every year	789,020	CG	2018-2022	Department of Agriculture and Irrigation and other partners	Tambach
Water melon	To increase water melon production, productivity and household income		300 farmers to benefit every year	1,319,100	CG	2018-2022	Department of Agriculture and Irrigation and other partners	Tambach
Cotton	To increase cotton production, productivity and		200 farmers to benefit	851,700	CG	2018-2022	Department of Agriculture and Irrigation and other	Tambach

Project Name	Objectives	Description of Activities	Targets	Cost (KShs)	Source of Funding	Time Frame	Implementing Agency	Ward
	household income		every year				partners	
Mango	To increase mango production, productivity and household income		200 farmers to benefit every year	866,500	CG	2018-2022	Department of Agriculture and Irrigation, KALRO, ICIPE, KEPHIS, AFA, KIRDI, KVDA	Tambach
Avocado	To increase avocado production, productivity and household income		200 farmers to benefit every year	866,500	CG	2018-2022	Department of Agriculture and Irrigation, KALRO, ICIPE, KEPHIS, AFA, KIRDI, KVDA	Tambach
Macadamia	To increase macadamia production, productivity and household income		200 farmers to benefit every year	866,500	CG	2018-2022	Department of Agriculture and Irrigation, KALRO, ICIPE, KEPHIS, AFA, KIRDI, KVDA	Tambach
Kiptorok dam	To harness and store water for irrigation	Design and construct a concrete dam having a capacity of 7,500m3	1No	15,000,000	CG	2018-2022	Department of Agriculture and Irrigation	Tambach
Nyawa dam	To harness and store water for irrigation	Design and construct a concrete dam having a capacity of 5,000m3	1No	10,000,000	CG	2018-2022	Department of Agriculture and Irrigation	Tambach
Chemulot dam	To harness and store water for irrigation	Design and construct a concrete dam having a capacity of 5,000m3	1No	10,000,000	CG	2018-2022	Department of Agriculture and Irrigation	Tambach
Kabei dam	To harness and store water for irrigation	Design and construct a concrete dam having a capacity of 5,000m3	1No	10,000,000	CG	2018-2022	Department of Agriculture and Irrigation	Tambach
Kiptuilong	To expand the irrigation water conveyance and distribution	Lay main and distribution pipelines	6,000m	5,000,000	CG	2018-2022	Department of Agriculture and Irrigation	Tambach

Livestock and Cooperatives Development

Table 86: Livestock and Cooperatives Development Ongoing Projects

Project name	Objectives	Descriptions of activities (Key Outputs)	Targets	Green economy considerations	Costs (Ksh)	Source of funding	Timeframe	Implementing Agency
Dairy commercialization	Improve milk marketing through bulking	Construction of milk cooler houses to accommodate milk coolers from the National government	30	Cooler plants use solar energy to heat water for use in the cooler for cleaning.	240,000,000	NG CG	2018-2022	Livestock

Table 87: Livestock and Cooperatives Development Proposed Projects

Project Name	Objectives	Description of activities	Targets	Cost (Kshs)	Source of funding	Time frame	Implementing agency	Location	Ward
Honey value addition	To improve honey production and marketing	Equipping of Chegilet honey processing unit. Purchase of beehives and harvesting equipment	1 (honey processor) ,100 hives	1,500,000	CG	2018-2022	Livestock	Kobulwo	Emsoo
Livestock breeding	Improve livestock productivity	Dorper rams purchased and distributed for sheep upgrading	100	200,000	CG	2018-2022	Livestock	Kaptum	Emsoo
Livestock breeding	Improve livestock productivity	Galla bucks purchased and distributed for local goats upgrading	100	200,000	CG	2018-2022	Livestock	Kobulwo	Emsoo
Livestock breeding	Improve livestock productivity	Purchase of Sahiwal bulls	10	1,000,000	CG	2018-2022	Livestock	Kobulwo	Emsoo
Disease control	To improve livestock productivity	Disease surveillance and vaccinations	10,000	2,000,000	CG	2018-2022	Livestock		Emsoo
Cooperatives empowered	Cooperatives empowered	Formation of cooperatives and training	3	1,500,000	CG	2018-2022	Livestock		Emsoo
Poultry improvement	Egg production improved	Cockerel exchange and Purchase of improved Kienyeji chicks	2000	200,000	CG	2018-2022	Livestock	Ward	Chepkorio
Livestock extension improvement	Improve livestock productivity	Capacity building and training	6000 farmers	500,000	CG	2018-2022	Livestock	Ward	Chepkorio

Project Name	Objectives	Description of activities	Targets	Cost (Kshs)	Source of funding	Time frame	Implementing agency	Location	Ward
Livestock marketing development	Improve incomes from livestock	Construction of sale yard	1	1,800,000	CG	2018-2022	Livestock	Ward	Chepkorio
Cooperative development	Improve cooperative management	Cooperative infrastructure support	12	1,000,000	CG	2018-2022	Livestock	Ward	Chepkorio
Animal breed improvement	Improve livestock productivity	A.I services (variety of breeds	30,000	1,800,000	CG	2018-2022	Livestock	Ward	Chepkorio
Livestock disease control and tick control	Improve livestock productivity	Vaccination campaigns	50,000	2,500,000	CG	2018-2022	Livestock	Ward	Chepkorio
Disease control	Improve livestock productivity	Vaccination campaigns	25,000	1,250,000	CG	2018-2022	Livestock	Ward	Cherangany / Chebororwa
Proposed dip construction at Tenden, Nginio and Yatya	Enhance tick control	Dips construction	3	4,500,000	CG	2018-2022	Livestock	Ward	Cherangany / Chebororwa
Livestock development	Improve livestock productivity	Capacity building and training	2000	200,000	CG	2018-2022		Ward	
Livestock development	Breed improvement	Purchase of dorper rams	50	750,000	CG	2018-2022		Ward	
Cooperative development improved	Cooperatives empowered	Infrastructure establishment, allocation of revolving fund and capacity building of cooperatives	3	1,000,000	CG	2018-2022	Livestock	Ward	Cherangany / Chebororwa
Extension motor cycle	Enhance delivery of extension services	Purchase of motor cycle for extension services	1	500,000	CG	2018-2022	Livestock	Ward	Cherangany / Chebororwa
Proposed dip renovation, Chepkum and Togota	Enhance tick control	Dips rehabilitation	2	1,000,000	CG	2018-2022	Livestock	Ward	Arror
Dairy farming development	Improved livestock breeds	Provision of AI services	5000	1,800,000	CG	2018-2022	Livestock	Ward	Arror
Construction of slaughter house at Arror, Koitilial and Kilos, Chepkum	Improved meat hygiene	Construction of slaughter slabs	3	800,000	CG	2018-2022	Livestock	Ward	Arror
Livestock disease control and vaccinations	Improve livestock productivity	Vaccination campaigns	25,000	1,250,000	CG	2018-2022	Livestock	Ward	Arror
Extension and renovation of sale yard at Kilos	Improve incomes from livestock	Extension of sale yard	1	500,000	CG	2018-2022	Livestock	Ward	Arror
Beekeeping	Improved honey production	Demonstration apiaries	2	100,000	CG	2018-2022	Livestock	Ward	Arror
Livestock diseases control	Improved livestock productivity	Vaccination campaigns	25,000	1,250,000	CG	2018-2022	Livestock	Ward	Kapsowar

Project Name	Objectives	Description of activities	Targets	Cost (Kshs)	Source of funding	Time frame	Implementing agency	Location	Ward
Poultry improvement	Egg production improved	Purchase of improved kienyeji chicken	2000	200,000	CG	2018-2022	Livestock	Ward	Kapsowar
Dairy farming development	Milk production increased	Capacity building and training	3000	200,000	CG	2018-2022	Livestock	Ward	Kapsowar
Dairy farming development	Milk production increased	Purchase of dairy heifers	200	10,000,000	CG	2018-2022	Livestock	Ward	Moiben/ Kuserwo
Dairy farming development	Milk production increased	Provision of AI services	5,000	1,800,000	CG	2018-2022	Livestock	Ward	Moiben/ Kuserwo
Sheep development	Breed improvement	purchase of breeding rams	100	1,500,000	CG	2018-2022	Livestock	Ward	Moiben/ Kuserwo
Poultry improvement	Egg production improved	purchase and distribution of improved kienyeji chicken and capacity building	2000	200,000	CG	2018-2022	Livestock	Ward	Moiben/ Kuserwo
Fish production	Fish production enhanced	Construction and stocking of fish ponds	8	1,600,000	CG	2018-2022	Livestock	Ward	Moiben/ Kuserwo
Beekeeping	Honey production improved	Supply of modern hives	50	50,000	CG	2018-2022	Livestock	Ward	Moiben/ Kuserwo
Proposed rehabilitation of existing dips	Livestock diseases and pests controlled	Renovation and charging of existing dips	5	1,000,000	CG	2018-2022	Livestock	Ward	Moiben/ Kuserwo
Cooperatives Development	Storage of goods improved	Construction of a cooperatives store	3	12,000,000	CG	2018-2022	Livestock	Ward	Moiben/ Kuserwo
Cooperatives Development	Cooperatives empowered	Provision of revolving fund and capacity building, equipment procured	2	1,000,000	CG	2018-2022	Livestock	Ward	Moiben/ Kuserwo
Livestock breed improvement	Livestock breeds improved	Upgrading local breeds: Dorper rams, Cattle	200	2,000,000	CG	2018-2022	Livestock	Ward	Embobut/ Embolot
Disease control	Livestock productivity improved	Vaccination campaigns	25,000	1,250,000	CG	2018-2022	Livestock	Ward	Embobut/ Embolot
Wool processing plant	Wool quality and value improved	Land acquisition and construction of wool processing plant	1	2,000,000	CG	2018-2022	Livestock	Ward	Embobut/ Embolot
Cooperatives empowered	Cooperatives empowered	Formation of wool cooperative society and training	1	500,000	CG	2018-2022	Livestock		Embobut/Embolot
Disease control	Livestock disease and pest controlled	Purchase of acaricides for 5 dips	5	750,000	CG	2018-2022	Livestock		Embobut/Embolot
Dairy cows improvement	To improve livestock	Purchase of dairy heifers	100	5,000,000	CG	2018-2022	Livestock		Embobut/Embolot

Project Name	Objectives	Description of activities	Targets	Cost (Kshs)	Source of funding	Time frame	Implementing agency	Location	Ward
	productivity								
Pasture improvement	To improve livestock productivity	Purchase of boma rhode seeds	200 kg	400,000	CG	2018-2022	Livestock		Embobut/Embolot
Artificial Insemination	To improve livestock productivity	Purchase improved semen and provide A.I services (variety of breeds)	1,000	500,000	CG	2018-2022	Livestock		Embobut/Embolot
Poultry improvement	Egg production improved	Cockerel exchange and Purchase of improved Kienyeji chicks	2000	200,000	CG	2018-2022	Livestock		Embobut/Embolot
Beekeeping	Honey production improved	Supply of modern hives	2	100,000	CG	2018-2022	Livestock	Ward	Sengwer
Cooperatives Development	Cooperatives empowered	Establishment of cooperatives and supported financially	2	1,000,000	CG	2018-2022	Livestock	Ward	Sengwer
Livestock improvement	Breed improvement	Provision of AI services	25,000	1,000,000	CG	2018-2022	Livestock	Ward	Kabiemit
Dairy farming development	Milk production increased	Capacity building and training	2000	500,000	CG	2018-2022	Livestock	Ward	Kabiemit
Poultry improvement	Egg production improved	Purchase and distribution of improved kienyeji chicken and capacity building	2000	200,000	CG	2018-2022	Livestock	Ward	Kabiemit
Cooperatives Development	Cooperatives empowered	Capacity building and training	8	500,000	CG	2018-2022	Livestock	Ward	Kabiemit
Dairy cows improvement	Dairy breeds improved	Provision of AI services	25,000	1,000,000	CG	2018-2022	Livestock	Ward	Kabiemit
Disease control	Livestock productivity improved	Vaccination campaigns	25,000	1,250,000	CG	2018-2022	Livestock	Ward	Kabiemit
Livestock production	Livestock breeds improved	Upgrading and purchase of 69 Sahiwal bulls	69	6,900,000	CG	2018-2022	Livestock	Ward	Endo
Livestock production	Local goats breeds improved	Upgrading and purchase of 69 Sahiwal bulls	46	690,000	CG	2018-2022	Livestock	Ward	Endo
Community /county-based dips	Disease and tick control	Purchase of acaricides for 5 dips	5	750,000	CG	2018-2022	Livestock	Ward	Endo
livestock development	Extension service mobility improved	Purchase of motorbike	1	450,000	CG	2018-2022	Livestock	Ward	Endo
Beekeeping	Honey production improved	Capacity building and set up of demonstration apiaries	4	500,000	CG	2018-2022	Livestock	Ward	Endo
Livestock marketing	Incomes from	slaughter slab/ house construction in	3	1,500,00	CG	2018-	Livestock	Ward	Endo

Project Name	Objectives	Description of activities	Targets	Cost (Kshs)	Source of funding	Time frame	Implementing agency	Location	Ward
development	livestock improved	Chesongoch, Soko Bora and Sangach		0		2022			
cooperative development	Knowledge on green grams and ground nuts improved	Capacity building and empowerment	200	500,000	CG	2018-2022	Livestock	Ward	Endo
Livestock diseases control	Livestock productivity improved	Vaccination campaigns	25,000	1,250,000	CG	2018-2022	Livestock	Ward	Kaptarakwa
General extension	Livestock productivity improved	Capacity building	2000	200,000	CG	2018-2022	Livestock	Ward	Kaptarakwa
Livestock development	Improved livestock productivity	Provision of AI services	25000	1,250,000	CG	2018-2022	Livestock	Ward	Kaptarakwa
Dairy herd improvement	Dairy breeds improved	Purchase of dairy cows	120	6,000,000	CG	2018-2022	Livestock	Ward	Kaptarakwa
cooperative development	Cooperatives empowered	Capacity building of cooperatives	10	1,500,000	CG	2018-2022	Livestock	Ward	Kaptarakwa
Land acquisition	Land for dip construction	Purchase of land	1acre	800,000	CG	2018-2022	Livestock	Ward	Kapyego
Land acquisition	Land for slaughter slab	Purchase of land	1 acre	800,000	CG	2018-2022	Livestock	Ward	Kapyego
Cattle upgrading	Livestock breeds improved	A.I services (variety of breeds	20,000	1,800,000	CG	2018-2022	Livestock	Ward	Kapyego
Cattle upgrading	Livestock breeds improved	Breeding bulls purchase for livestock upgrading	10	1,000,000	CG	2018-2022	Livestock	Ward	Kapyego
Dairy herd improvement	Dairy breeds improved	Purchase of pedigree cows	100	8,000,000	CG	2018-2022	Livestock	Ward	Kapyego
Manpower development	Meat inspection improved	Staff trained in meat inspection	2	400,000	CG	2018-2022	Livestock	Ward	Kapyego
Land acquisition	Land for sheep dip construction	Sheep dips for Kessom, Kamasia, Tenderwa	3	2,400,000	CG	2018-2022	Livestock	Ward	Kapyego
Proposed sale yard	Livestock marketing improved	Construction of a sale yard at Kapyego trading centre	1	1,800,000	CG	2018-2022	Livestock	Ward	Kapyego
Segut cattle dip	Livestock diseases and pests controlled	Land acquisition and construction of cattle dip at Segut	1	1,500,000	CG	2018-2022	Livestock	Ward	Kapyego
Livestock extension	Staff mobility in the	Purchase of motorbike	1	450,000	CG	2018-	Livestock	Ward	Kapyego

Project Name	Objectives	Description of activities	Targets	Cost (Kshs)	Source of funding	Time frame	Implementing agency	Location	Ward
improvement	ward improved					2022			
Livestock improvement	Livestock productivity improved	Capacity building and training	2000	500,000	CG	2018-2022	Livestock	Ward	Soy South
Poultry improvement	Egg production improved	Improved kienyeji chicken purchased	2000	200,000	CG	2018-2022	Livestock	Ward	Soy South
Local goats improvement	Meat goats improved	Purchase of galla bucks to upgrade local goats	100	500,000	CG	2018-2022	Livestock	Ward	Soy South
Beekeeping	Honey production improved	Capacity building	200	100,000	CG	2018-2022	Livestock	Ward	Soy South
Beef cattle improvement	Local cattle improved	Purchasing of sahiwal bulls for upgrading	20	2,000,000	CG	2018-2022	Livestock	Ward	Soy South
Dairy cows improvement	Milk production increased	Provision of AI services	5000	1,000,000	CG	2018-2022	Livestock	Ward	Soy South
Dairy goats improvement	Milk production increased	Purchase of dairy goats	100	2,000,000	CG	2018-2022	Livestock	Ward	Soy South
Disease control	Livestock productivity improved	Vaccination campaigns	25,000	1,250,000	CG	2018-2022	Livestock	Ward	Soy South
Disease control	Livestock productivity improved	Construction of dips and crushes	3	4,500,000	CG	2018-2022	Livestock	Ward	Soy South
Meat hygiene	meat hygiene improved	construction of slaughter slabs	3	1,500,000	CG	2018-2022	Livestock	Ward	Soy South
Cooperative development	Cooperatives empowered	Capacity building, establishment of revolving fund	5	1,500,000	CG	2018-2022	Livestock	Ward	Soy South
Livestock improvement	Livestock productivity improved	Provision of AI services	5000	1,000,000	CG	2018-2022	Livestock	Ward	Soy North
Livestock extension improvement	Livestock productivity improved	Capacity building and training on Sheep, poultry, goats fish	2000	500,000	CG	2018-2022	Livestock	Ward	Soy North
Veterinary Public health	Meat hygiene improved	Construction of one central slaughter house at Emsea	1	1,000,000	CG	2018-2022	Livestock	Ward	Soy North
Proposed construction and repair of cattle dips	Tick control enhanced	Construction of Kabor and Kures dips	2	3,000,000	CG	2018-2022	Livestock	Ward	Soy North
Livestock disease control	Tick control enhanced	Construction of Kipcheptem goat dip	1	1,000,000	CG	2018-2022	Livestock	Ward	Soy North

Project Name	Objectives	Description of activities	Targets	Cost (Kshs)	Source of funding	Time frame	Implementing agency	Location	Ward
Proposed construction and repair of cattle dips	Tick control enhanced	Renovation and charging of existing dips -Rokocho, Emsea, Muskut	3	500,000	CG	2018-2022	Livestock	Ward	Soy North
Livestock disease control	Livestock productivity improved	Purchase of vaccines, construction of crushes	25,000	1,000,000	CG	2018-2022	Livestock	Ward	Soy North
Livestock disease control	Livestock productivity improved	Purchase refrigerator	1	100,000	CG	2018-2022	Livestock	Ward	Soy North
Beekeeping	Honey production improved	Capacity building and training	500	500,000	CG	2018-2022	Livestock	Ward	Soy North
Kapsoo cattle crush	Tick control enhanced	Construction of cattle crush as per sepecifications	1	200,000	CG	2018-2022	Livestock	Ward	Soy North
Chekobei cattle crush	Tick control enhanced	Construction of cattle crush as per sepecifications	1	200,000	CG	2018-2022	Livestock	Ward	Soy North
Cooperatives Development	Cooperatives empowered	Capacity building of cooperatives	12	600,000	CG	2018-2022	Livestock	Ward	Lelan
Cooperatives Development	Cooperatives empowered	Sacco software acquired	3	500,000	CG	2018-2022	Livestock	Ward	Lelan
Cooperatives Development	Cooperatives empowered	Revolving fund established	1	1,000,000	CG	2018-2022	Livestock	Ward	Lelan
Livestock breeding	Livestock breeds improved	Provision of AI services	20,000	1,000,000	CG	2018-2022	Livestock	Ward	Lelan
Livestock breeding	Livestock breeds improved	Purchase of wool rams to improve on wool sheep	100	2,000,000	CG	2018-2022	Livestock	Ward	Lelan
Poultry improvement	Egg production improved	Purchase of improved kienyeji chicken	2000	200,000	CG	2018-2022	Livestock	Ward	Lelan
Livestock breeding	Livestock breeds improved	Establish Labot as a model farm of livestock and agriculture	1	2,000,000	CG	2018-2022	Livestock	Ward	Lelan
Livestock disease control	Livestock productivity improved	Construction of Chemulany sheep dip	1	1,000,000	CG	2018-2022	Livestock	Ward	Lelan
Dairy cows improvement	Livestock feeds improved	Provision of fodder and pasture seed and capacity building and training	100kg	100,000	CG	2018-2022	Livestock	Ward	Metkei
Poultry improvement	Egg production improved	Purchase of improved kienyeji chicken	2000	200,000	CG	2018-2022	Livestock	Ward	Metkei
Livestock breeding	Livestock breeds improved	Dorper rams purchased and distributed for sheep upgrading	100	1,500,000	CG	2018-2022	Livestock	Ward	Metkei
Livestock breeding	Livestock breeds	Provision of AI services	20,000	1,800,00	CG	2018-	Livestock	Ward	Metkei

Project Name	Objectives	Description of activities	Targets	Cost (Kshs)	Source of funding	Time frame	Implementing agency	Location	Ward
	improved			0		2022			
Livestock disease control	livestock productivity improved	Vaccination campaigns	25,000	2,000,000	CG	2018-2022	Livestock	Ward	Metkei
Livestock disease control	Livestock productivity improved	Refrigerator for storing vaccines	1	200,000	CG	2018-2022	Livestock	Ward	Metkei
Kamwosor slaughterhouse	To improve hygiene handling of meat	Rehabilitation/improvement of slaughter house at Kamwosor	1	1,000,000	CG	2018-2022	Livestock	Ward	Metkei
Extension motor vehicle	To improve delivery of extension services	Purchase of motor vehicle for extension services	1	5,000,000	CG	2018-2022	Livestock	Ward	Metkei
cooperative development	Dairy cooperatives equipped	Provision of revolving fund and capacity building, equipment procured	8	1,000,000	CG	2018-2022	Livestock	Ward	Metkei
cooperative development	Dairy cooperatives equipped	Provision of revolving fund and capacity building, equipment procured	2	1,000,000	CG	2018-2022	Livestock	Ward	Sambirir
Livestock development	Livestock productivity improved	Purchase of improved dairy breed	100	2,000,000	CG	2018-2022	Livestock	Ward	Sambirir
Livestock development	Livestock productivity improved	Purchase of small stock buck/rams for upgrading	100	1,000,000	CG	2018-2022	Livestock	Ward	Sambirir
Livestock development	Feeds for livestock improved	Bulking of fodder crops and pasture	100	200,000	CG	2018-2022	Livestock	Ward	Sambirir
Bee keeping development	Honey production improved	Provide a honey processor and modern beekeeping equipment	1	1,500,000	CG	2018-2022	Livestock	Ward	Sambirir
Fisheries development	Fish production enhanced	fish pond construction and stocking	1	500,000	CG	2018-2022	Livestock	Ward	Sambirir
Poultry development	Egg production improved	purchase of improved kienyeji chicken	2000	200,000	CG	2018-2022	Livestock	Ward	Sambirir
Dairy goats subsidy program	Milk production increased	Purchase of dairy goats	100	1,500,000	CG	2018-2022	Livestock	Ward	Sambirir
Livestock development	Dairy breeds improved	Provision of AI services	10,000	1,200,000	CG	2018-2022	Livestock	Ward	Sambirir
Disease control	Disease and tick control	Rehabilitation of dips and capacity building of dip management	4	1,000,000	CG	2018-2022	Livestock	Ward	Sambirir

Project Name	Objectives	Description of activities	Targets	Cost (Kshs)	Source of funding	Time frame	Implementing agency	Location	Ward
		committees							
Livestock marketing development	Incomes from livestock improved	Construction of slaughter slabs and meat inspection	1	500,000	CG	2018-2022	Livestock	Ward	Sambirir
Cooperative development	Cooperatives empowered	Capacity building and establishment of revolving fund	4	1,000,000	CG	2018-2022	Livestock	Ward	Sambirir
Livestock development	Breed improvement	Sahiwal bulls purchased for upgrading	10	1,000,000	CG	2018-2022	Livestock	Ward	Sambirir
Livestock development	Livestock breeds improved	purchase of improved kienyeji chicken	2000	200,000	CG	2018-2022	Livestock	Ward	Tambach
Dairy development	milk production increased	purchase of dairy cows training and capacity building	100	2,000,000	CG	2018-2022	Livestock	Ward	Tambach
Fish production	Fish production enhanced	establishing of a fish hatchery	1	500,000	CG	2018-2022	Livestock	Ward	Tambach
Poultry development	Egg production improved	purchase of improved kienyeji chicken	2000	200,000	CG	2018-2022	Livestock	Ward	Tambach
Livestock development	Livestock breeds improved	purchase of galla bucks to upgrade local goats	20	400,000	CG	2018-2022	Livestock	Ward	Tambach
Livestock development	Livestock breeds improved	Purchase of sahiwal bulls for upgrading local cattle	20	2,000,000	CG	2018-2022	Livestock	Ward	Tambach
livestock development	Dairy breeds improved	Provision of AI services	5000	1,200,000	CG	2018-2022	Livestock	Ward	Tambach
Disease control	Livestock productivity improved	Vaccination campaigns	20,000	1,500,000	CG	2018-2022	Livestock	Ward	Tambach
Disease control	Livestock productivity improved	Repair and charging of existing dips - Kabore, Songeto, Kessup, Biretwo, Kiptoro, Siroch	6	1,200,000	CG	2018-2022	Livestock	Ward	Tambach
Nyawa cattle dip	Livestock disease and pests controlled	Repair and charging of existing dip at Nyawa	1	200,000	CG	2018-2022	Livestock	Ward	Tambach
Kiptorok cattle dip	Livestock disease and pests controlled	Repair and charging of existing dip at Kiptorok	1	200,000	CG	2018-2022	Livestock	Ward	Tambach
Veterinary Public health	Meat hygiene improved	Construction of slaughter slabs and meat inspection in Tambach, Anin, Songeto, Rimoi	4	2,000,000	CG	2018-2022	Livestock	Ward	Tambach
Cooperatives Development	Cooperatives empowered	Establish , capacity build, and establish revolving fund	4	1,000,000	CG	2018-2022	Livestock	Ward	Tambach

Project Name	Objectives	Description of activities	Targets	Cost (Kshs)	Source of funding	Time frame	Implementing agency	Location	Ward
Livestock development	Livestock productivity improved	Capacity build on dairy breeds, establish model dairy farming, encouraging farmers to bulk and chill milk, promote fodder production by purchasing pasture harvesting machine	1	1,500,000	CG	2018-2022	Livestock	Ward	Kapchemutwa
Dairy development	Improve dairy productions	Provision of AI services	20,000	1,800,000	CG	2018-2022	Livestock	Ward	Kapchemutwa
Dairy development	Milk production increased	Purchase of dairy animals	200	3,000,000	CG	2018-2022	Livestock	Ward	Kapchemutwa
Livestock marketing development	Incomes from livestock improved	Construction of sale yard at Korkitony, Kewapkitony,	2	3,600,000	CG	2018-2022	Livestock	Ward	Kapchemutwa
Disease control	Livestock productivity improved	Vaccination campaigns	25,000	2,000,000	CG	2018-2022	Livestock	Ward	Kapchemutwa
Poultry development	Egg production improved	Improved kienyeji chicken purchased	2000	200,000	CG	2018-2022	Livestock	Ward	Kapchemutwa
Dairy development	Milk marketing improved	Operationalization of Bugar milk cooler	1	500,000	CG	2018-2022	Livestock	Ward	Kapchemutwa
Disease control	Livestock productivity improved	Renovation of dips	2	1,000,000	CG	2018-2022	Livestock	Ward	Kapchemutwa
Sheep development	Local breed improvement	Purchase of breeding rams	40	800,000	CG	2018-2022	Livestock	Ward	Kapchemutwa
Animal feed processing plant	Livestock productivity and income improved	Acquisition of land and construction of animal processing plant	1	3,000,000	CG	2018-2022	Livestock	Ward	Kapchemutwa
Disease control	Livestock productivity improved	Construction of dips and crushes	2	3,000,000	CG	2018-2022	Livestock	Ward	Kamariny
Kapsisi cattle dip	Livestock disease and pests controlled	Land acquisition and construction of dip at Kapsisi	1	3,000,000	CG	2018-2022	Livestock	Ward	Kamariny
Dairy development	local breed improvement	Provision of AI services	20,000	2,000,000	CG	2018-2022	Livestock	Ward	Kamariny
Disease control	Livestock productivity improved	Vaccination campaigns	25,000	2,000,000	CG	2018-2022	Livestock	Ward	Kamariny

Project Name	Objectives	Description of activities	Targets	Cost (Kshs)	Source of funding	Time frame	Implementing agency	Location	Ward
Disease control	Livestock productivity improved	Provision of acaricides and capacity building of dip committees	4	800,000	CG	2018-2022	Livestock	Ward	Kamariny
Livestock marketing development	Incomes from livestock improved	Construction of sale yards	2	3,600,000	CG	2018-2022	Livestock	Ward	Kamariny
Livestock improvement	Livestock feeds improved	Pasture establishment through pasture seed distribution	300Kg	500,000	CG	2018-2022	Livestock	Ward	Kamariny
Poultry production	Egg production improved	Improved kienyeji chicken purchased	2000	200,000	CG	2018-2022	Livestock	Ward	Kamariny
Fish production	Fish production enhanced	Construction and stocking of fish ponds	3	500,000	CG	2018-2022	Livestock	Ward	Kamariny
Cooperatives Development	Cooperatives empowered	Establish cooperatives and capacity build management	4	1,000,000	CG	2018-2022	Livestock	Ward	Kamariny
Livestock development	Livestock productivity improved	Capacity building, training on livestock husbandry	3000	600,000	CG	2018-2022	Livestock	Ward	Kamariny

Tourism, Trade and Culture

Table 88: Tourism, Culture Wildlife, Trade and Industry Sector Proposed Projects

Project Name/Location	Objectives	Description of Activities	Targets	Cost (Kshs.)	Source of funding	Timeframe	Implementing Agency	Wards
Development of lock up shops at Arror and Chepkum market	To enhance business environment for traders	Construction of lock up shops	12 stalls	1,800,000	CG	2018-2022	Trade	Arror
Capacity building of traders	To improve business skills	Training of traders	500 traders	1,000,000	CG	2018-2022	Trade	Arror
Development of Tinyo market	To create business space	Fencing and development of toilet facility	1	700,000	CG	2018-2022	Trade	Arror
Development of markets at koitilial and kilos	To enhance business environment for traders	Construction of two door toilet facility	2 pit latrines	600,000	CG	2018-2022	Trade	Arror
Arror Cultural day	To promote culture	Planning for and holding a cultural day	1	300,000	CG	2018-2022	Culture	Arror
Chepkorio cultural day	To promote culture	Planning for and holding a cultural day	1	300,000	CG	2018-2022	Culture	Chepkorio
Development of lockup shops at Nyaru trading centers	To enhance business environment for traders	Lockup shops at trading centers	10	1,500,000	CG	2018-2022	Trade	Chepkorio
Conservation of wildlife at the escarpment	To preserve wildlife biodiversity	Protection of site through conservation	1	500,000	CG	2018-2022	Wildlife	Chepkorio
Development of logline tourist site	To provide tourism recreational facilities	Establishment of Lolgarin resort center	1	3,000,000	CG	2018-2022	Tourism	Chepkorio
Financial support to traders through revolving fund	To enhance business growth	provision of loans to traders	100, traders	2,000,000	CG	2018-2022	Trade	Chepkorio
Capacity building of traders	To improve business skills	Training of traders	500 traders	1,000,000	CG	2018-2022	Trade	Chepkorio
Development of markets at Tenden and Kaptiony	To improve business environment	Construction of lock up shops	10 units	1,000,000	CG	2018-2022	Trade	Cherangany/ Chebororwo
Cherangany/Chebororwo cultural day	To promote culture	Planning for and holding a cultural day	1	300,000	CG	2018-2022	Culture	Cherangany/ Chebororwo
Kapsowar cultural day	To promote culture	Planning for and holding a cultural day	1	300,000	CG	2018-2022	Culture	Kapsowar

Project Name/Location	Objectives	Description of Activities	Targets	Cost (Kshs.)	Source of funding	Timeframe	Implementing Agency	Wards
Development of lock up shops at kapsowar market	To enhance business environment for traders	Construction of lock up shops	12 stalls	1,800,000	CG	2018-2022	Trade	Kapsowar
Capacity building of traders	To improve business skills	Training of traders	500 traders	1,000,000	County	2018-2022	Trade	Embobut/ Embolot
Development of lock up shops at Sitat market	To enhance business environment for traders	Construction of lock up shops	12 stalls	1,800,000	CG	2018-2022	Trade	Embobut/ Embolot
Embobut/Embolot cultural day	To promote culture	Planning for and holding a cultural day	1	300,000	CG	2018-2022	Culture	Embobut/ Embolot
Trade development revolving fund, capacity building	To improve business skills and	Trade development revolving fund, capacity building		3,000,000		2018-2022	Trade	Kabiemit
Kabiemit cultural day	To promote culture	Planning for and holding a cultural day	1	300,000	CG	2018-2022	Culture	Kabiemit
Capacity building of traders	To improve business skills	Training of traders	500 traders	1,000,000	CG	2018-2022	Trade	Soy south
Soy south cultural day	To promote culture	Planning for and holding a cultural day	1	300,000	CG	2018-2022	Culture	Soy south
Promotion of community conservancies	To promote tourism and conservation	Fencing of community conservancies	1	1,000,000	CG	2018-2022	Wildlife	Soy South
Endo cultural day	To promote culture	Planning for and holding a cultural day	1	300,000	CG	2018-2022	Culture	Endo
Development of Tot cultural/preservation centre for training, promotion and festivals	To promote culture	construction of the cultural	1	2,000,000	CG	2018-2022	Culture	Endo
Kapchemutwo cultural day	To promote culture	Planning for and holding a cultural day	1	300,000	CG	2018-2022	Culture	Kapchemutwo
Development of camping site	To provide tourism recreational facilities	Purchase of motor boat for barasin dam	1	1,500,000	CG	2018-2022	Tourism	Kapchemutwa
Capacity building of traders	To improve business skills	Training of traders	500 traders	1,000,000	CG	2018-2022	Trade	Kapchemutwa
Development of markets at kendur	To improve business skills	Construction of lock up shops	6 stalls	1,000,000	CG	2018-2022	Trade	Kapchemutwa
Development of Kapsoiyo market	To create business space	Purchasing of land and Construction of Kapsoiyo market	4 acres	2,000,000	CG	2018-2022	Trade	Kapchemutwa

Project Name/Location	Objectives	Description of Activities	Targets	Cost (Kshs.)	Source of funding	Timeframe	Implementing Agency	Wards
Development of Mindililwo market	To create business space	Purchasing of land and Construction of Mindililwo market	1 acre	2,000,000	CG	2018-2022	Trade	Kapchemutwa
Construct hiking roads in forest		Construct hiking roads in forest		500,000	CG	2018-2022	Trade	Kapchemutwa
protection of cultural and attraction sites	To protect and preserve cultural sites	identification and protection of cultural and attraction sites	2 sites	1,500,000	CG	2018-2022	Culture	Kapchemutwa
Botanical gardens to preserve medicinal tree species	Preservation of medicinal value species	Establishment of botanical gardens	2	1,000,000	CG	2018-2022	Culture	Emsoo
Proposed cheptarit homestays and cultural centre	To promote tourism	Construction of cultural homestays at cheptarit cultural centre	6 home stay houses	3,000,000	CG	2018-2022	Culture	Emsoo
Emsoo cultural day	To promote culture	Planning for and holding a cultural day	1	300,000	CG	2018-2022	Culture	Emsoo
Kaptarakwa museum and cultural Centre	To promote culture	Development of Kaptarakwa museum and cultural Centre	1	2,000,000	CG	2018-2022	Tourism	Kaptarakwa
Fencing of kabalbarokwo market	To secure business working environments	Fencing of kabalbarokwo market	1 acre	500,000	CG	2018-2022	Trade	Kaptarakwa
Financial support to traders through revolving fund	To enhance business growth	provision of loans to traders	100, traders	4,000,000	County	2018-2022	Trade	kaptarakwa
Acquisition of land and establishment of camping and picnic sites		Acquisition of land and establishment of camping and picnic sites	4 acres	2,000,000	CG	2018-2022	Tourism	Kaptarakwa
Kaptarakwa cultural day	To promote culture	Planning for and holding a cultural day	1 cultural day	300,000	CG	2018-2022	Culture	Kaptarakwa
Kiplochoch cave development	To promote tourism	Completion of Kiplochoch cave		1,000,000	CG	2018-2022	Tourism	Kapyego
Building lockable Modern market stalls		Building lockable Modern market stalls		3,000,000	CG	2018-2022	Trade	Kapyego
Kapyego cultural day	To promote culture	Planning for and holding a cultural day	1	300,000	CG	2018-2022	Culture	Kapyego
Capacity building of traders	To improve business skills	Training of traders	500 traders	1,000,000	CG	2018-2022	Trade	Metkei
Financial support to traders	To enhance business growth	provision of loans to	100, traders	4,000,000	County	2018-2022	Trade	Metkei

Project Name/Location	Objectives	Description of Activities	Targets	Cost (Kshs.)	Source of funding	Timeframe	Implementing Agency	Wards
through revolving fund		traders						
Construction of lock-up shops at kamwosor	To enhance business environment for traders	Construction of lock-up shops	12	1,800,000	CG	2018-2022	Trade	Metkei
Tugumoi bird watching festival	To promote tourism	Promotion of Tugumoi bird watching festival	1 event	500,000		2018-2022	Tourism	Metkei
Metkei cultural day	To promote culture	Planning for and holding a cultural day	1 cultural event	300,000	CG	2018-2022	Culture	Metkei
Lock up shops-Chebiemit and Cheptongei	To enhance business environment for traders	Expansion of market stalls-Chebiemit and Cheptongei	12	1,800,000	CG	2018-2022	Trade	Moiben/Kuserwo
Development of lockup shops at chebulbai trading centers	To enhance business environment for traders	Lockup shops at trading centers	10	1,500,000	CG	2018-2022	Trade	Moiben kuserwo
Financial support to traders through revolving fund	To enhance business growth	provision of loans to traders	100, traders	2,000,000	County	2018-2022	Trade	Moiben kuserwo
kipkunur hill tourism and cultural site	To promote tourism	Construction of toilet facility and fencing		1,500,000	CG	2018-2022	Tourism	Moiben kuserwo
Moiben/Kuserwo cultural day	To promote culture	Planning for and holding a cultural day	1	300,000	CG	2018-2022	Culture	Moiben kuserwo
Sambirir cultural museum	To enhance tourism and promote culture	Make cultural museum operational	Assorted artefacts	2,000,000	CG	2018-2022	Trade	Sambirir
Sambirir cultural day	To promote culture	Planning for and holding a cultural day	1 cultural event	300,000	CG	2018-2022	Culture	Sambirir
kipteber hill tourism and cultural site	To promote tourism	Construction of toilet facility and fencing		1,500,000	CG	2018-2022	Tourism	Sambirir
Luguget hill tourism and cultural site	To promote tourism	Fencing of tourism site	20 acres	6,000,000	CG	2018-2022	Tourism	Sambirir
Botanical gardens to preserve medicinal tree species	Preservation of medicinal value species	Establishment of botanical gardens	2	1,000,000	CG	2018-2022	Culture	Sambirir
Lock up shops at chesoi market (center 2)	To create business growth	Construction of lockable shops	12	1,800,000	CG	2018-2022	Trade	Sambirir
Community conservation awareness programmes	To reduce human wildlife conflicts	Holding awareness meetings	20 meetings	1,000,000	CG	2018-2022	Tourism	Tambach
Financial support to traders through revolving fund	To enhance business growth	provision of loans to traders	100, traders	2,000,000	CG	2018-2022	Trade	Tambach

Project Name/Location	Objectives	Description of Activities	Targets	Cost (Kshs.)	Source of funding	Timeframe	Implementing Agency	Wards
Capacity building of traders	To improve business skills	Training of traders	500 traders	1,000,000	CG	2018-2022	Trade	Tambach
Tambach museum	To promote tourism	Equipping and operationalizing the museum	Assorted Artefacts	2,000,000	CG	2018-2022	Tourism	Tambach
Tambach cultural day	To promote culture	Planning for and holding a cultural day	1 cultural event	300,000	CG	2018-2022	Culture	Tambach
Biretwo museum	To promote tourism	Equipping and overutilization of Biretwo museum	Assorted Artefacts	2,000,000	CG	2018-2022	Tourism	Soy North
Torok falls, Cheploch Gorge, Melwa gorge and Kolol view point	To promote tourism	Development of tourism attraction sites i.e. Torok falls, Cheploch Gorge, Melwo gorge and Kolol view point	4 toilet facilities Fencing of sites	6,000,000	CG	2018-2022	Tourism	Soy north
Development of Rokocho market	To create business space	Fencing and development of toilet facility	1	700,000	CG	2018-2022	Trade	Soy North
Development of Rokocho conservancy	To promote tourism conservation	Fencing of conservancy site	10 acres	3,000,000	CG	2018-2022	Trade	Soy North
Soy north Cultural days	To promote culture	Cultural days	1	300,000	CG	2018-2022	Culture	Soy north
Acquisition of land for construction of market stalls at Biretwo	To provide business space	Acquisition of land for construction of market stalls at Biretwo	5 acres	2,000,000	CG	2018-2022	Trade	Soy North
Construction of toilets at emsea and cheploch		Construction of pit latrines	2	700,000	CG	2018-2022	Trade	Soy north
Financial support to traders through revolving fund	To enhance business growth	provision of loans to traders	100, traders	2,000,000	CG	2018-2022	Trade	Soy north
Capacity building of traders	To improve business skills	Training of traders	100 traders	1,000,000	CG	2018-2022	Trade	Soy North
Rokocho Wildlife Conservancies	To promote tourism	Development of Cheptebo and Rokocho Wildlife Conservancies	1	2,000,000	CG	2018-2022	Tourism	Soy North
Support of cultural groups i.e. Beliomoo Women Dancers, Torok Women Dancers Muskut Women Dancers and Rokocho Women Dancers in terms of	To promote culture	Support of cultural groups i.e. Beliomoo Women Dancers, Torok Women Dancers Muskut Women Dancers and Rokocho Women Dancers in terms	4 groups	1,000,000	CG	2018-2022	Trade	Soy north

Project Name/Location	Objectives	Description of Activities	Targets	Cost (Kshs.)	Source of funding	Timeframe	Implementing Agency	Wards
training facilitation and outreach services		of training facilitation and outreach services						
Lelan cultural day	To promote culture	Planning for and holding a cultural day	1 cultural day	300,000	CG	2018-2022	Culture	Lelan
Koisungur conservancy and recreation facility	To promote tourism	establishment of Koisungur conservancy ZIP line	1	4,000,000		2018-2022	Tourism	Lelan
Kamariny cultural day	To promote culture	Planning for and holding a cultural day	1 Cultural day	300,000	CG	2018-2022	Culture	Kamariny
Kaptarit dam tourist site	To promote tourism	purchase of motor boats to promote tourism at Kaptarit dam and allocation of structure building	1 motor boat	2,000,000	CG	2018-2022	Tourism	Kamariny
Charar tourism and cultural site	To promote tourism	Fencing of charar cultural shrines	5 acres	1,500,000	CG	2018-2022	Tourism	Kamariny
Ushanga women cottage industry	To enhance tourism product development	To improve local economy by empowering communities	1 group	2,000,000	CG	2018-2022	Tourism	Kamariny
Market development at Kipsoen center and Muno center	To improve business environment	Construction of lock up shops	6 units	1,000,000	CG	2018-2022	Trade	Kamariny
Torok falls ecotourism centre	To promote tourism	Establishment of torok falls ecotourism	1 centre	1,000,000	CG	2018-2022	Trade	Kamariny
Financial support to traders through revolving fund	To enhance business growth	provision of loans to traders	100, traders	2,000,000	CG	2018-2022	Trade	Kamariny
Boda boda shades at Kipsoen, Kaptilit, Muno, Sayori	To promote business environment	Construction of boda-boda shed	4 units	1,000,000	CG	2018-2022	Trade	Kamariny

Public Administration and Governance Sector

Public Administration and Governance

Table 89: Public Administration and Governance Proposed Projects

Project Name/ Location	Objectives	Description of Activities	Targets	Cost (sh.)	Source of Funding	Time frame	Implementing Agency
Citizen participation and Civic education	To enhance awareness on government programs and policies.	Conduct civic education fora across the ward	2	30,000,000	CG	2018-2022	PSM& CA
Peace building and conflict resolution	To enhance cohesion	Formation and training of locational peace committees	2 locations	30,000,000	CG	2018-2022	Office of the Governor and Executive Administration
Community radio station	Enhancing efficient and effective communication and information to citizens	Establishment and operationalization of the radio station	1	60,000,000	CG/donors	2018-2022	Office of the Governor and Executive Administration
County Information and Documentation Centre	Enhancing proper management and availability of county information	Establishment and operationalization of the documentation centre	1	2,000,000	County	2018-2022	PSM& CA
County headquarters complex with ICT and resource centre	To create adequate office space	Construction of the complex	1	422,000,000	CG/donors	2018-2022	Office of the Governor and Executive Administration
Governor's residence	To enhance efficient coordination of county functions	Construction of the residence	1	50,000,000		2018-2022	Office of the Governor and Executive Administration
Project monitoring and implementation	Timely implementation of quality projects and enhance community ownership	Routine project monitoring and supervision	1 training	50,000,000	CG	2018-2022	PSM& CA
Rehabilitation centre	Reducing consumption of illicit drinks	Completion, equipping fencing and sensitization campaigns	1	5,000,000	CG	2018-2022	PSM& CA
Construction of sub county and ward offices	Provide adequate working space for ward staff	Furnishing of the ward office and construction of 3-door pit latrine staff toilets	20	59,650,000	CG	2018-2022	PSM& CA
Public address systems	Enhancing communication services	Purchase of public address system	1	850,000	County	2018-2022	Office of the Governor and Executive Administration
County emergency fund	Ensuring emergency preparedness	No. of emergency responded in time	5	20,000,000	County	2018-2022	Office of the Governor and Executive Administration
County accountability forums	Enhancing open governance, transparency and accountability of public resources	Conducting ward open day forums	20	25,000,000	County	2018-2022	PSM&CA
County human resource	Ensure safekeeping of county	Construction of HR registry	1	4,400,000	County	2018-2022	PSM&CA

Project Name/ Location	Objectives	Description of Activities	Targets	Cost (sh.)	Source of Funding	Time frame	Implementing Agency
registry	records						
Towns beautification, people's park and pavilion establishment	Creating conducive recreational environment	Planting of ornamental trees and plants & establishing the park	1	5,000,000	County	2018-2022	PSM&CA
Electronic county information monitoring and evaluation system (e-CIMES)	Enhancing project monitoring and evaluation	Installation and operationalization	1	7,000,000	County	2018-2022	Finance and Economic Planning GIZ UNDP
County statistical survey and database management	Enhancing up to date county database	Carrying out baseline survey	1	11,000,000	County	2018-2022	Finance and Economic Planning/ DI
Integrated IFMIS support functions	Enhancing timely and accurate payment process	Improving and expansion of IFMIS to end users	1	3,000,000	County	2018-2022	Finance and Economic Planning
Inventory management system software	Facilitating quality record management	Installation and operationalization of inventory system software	1	2,000,000	County	2018-2022	Finance and Economic Planning
Construction of inventory storage block	Enhancing safe and secure county supply chain inventories	Installation and operationalization of inventory system software	4	4,000,000	County	2018-2022	Finance and Economic Planning
Automated revenue collection systems	Enhancing revenue collection	Installation and operationalization of revenue system and purchase of gadgets	1 software and 140 gadgets	20,500,000	County	2018-2022	Finance and Economic Planning

Table 90: Stalled projects

ProjectName	Location	Description of activities	Reasons for stalling
Governor's Residence	Kamariny	Construction of Governor's Suite	Court Injunction

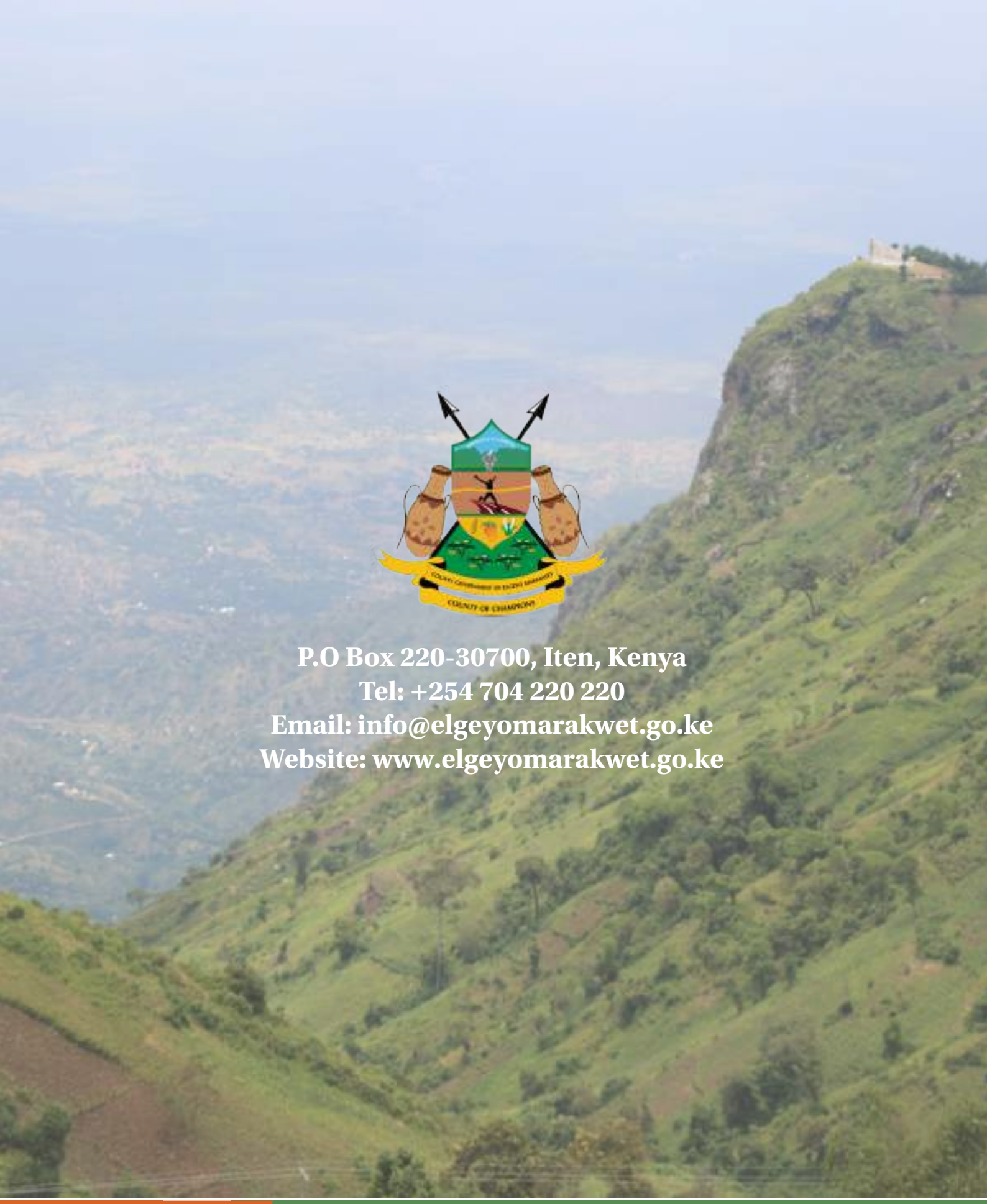

P.O Box 220-30700, Iten, Kenya
Tel: +254 704 220 220
Email: info@elgeyomarakwet.go.ke
Website: www.elgeyomarakwet.go.ke