

Tambach Ward Health Profile

Situational Analysis

Tambach Ward faces significant health challenges, as evidenced by various health indicators. The ward ranks low in critical areas such as immunization coverage (39%), modern contraceptive prevalence (15.4%), and handwashing coverage (38%). Despite a relatively high skilled birth attendance rate (76.7%), there are gaps in infrastructure and service delivery that need urgent attention. High malaria incidence (55.4 per 1,000 population) and the low proportion of children fully immunized pose additional burdens on the healthcare system. Infrastructure deficiencies, including inadequate OPD facilities, lack of automation, and poor water supply, hinder effective healthcare delivery.

1. Skilled Birth Attendance and Maternity Services

Indicator: Births attended by skilled health staff (Ward: 76.7%, County: 67.5%, Rank: 6)

Justification: While the ward ranks relatively well in skilled birth attendance, further improvements are necessary to ensure universal access to quality maternal healthcare.

Proposed Interventions:

- Construction of OPD blocks at Anin and Songeto Dispensaries (Ksh. 3,000,000 each) to enhance maternal healthcare services.
- Procurement of assorted medical equipment (Ksh. 1,000,000 for Anin, Ksh. 3,000,000 for Songeto).
- Provision of Mama Penda Kits (Ksh. 2,500,000 annually) to encourage facility-based deliveries.

2. Immunization Coverage

Indicator: Proportion of children fully immunized (Ward: 39%, County: 73.3%, Rank: 16)

Justification: Immunization coverage is significantly below the county average, requiring targeted interventions to boost uptake.

Proposed Interventions:

- Support outreach programs across the ward (Ksh. 2,500,000 annually).
- Automation and procurement of ICT equipment (Ksh. 150,000 for Anin, Kapchebar, Rimoi, Songeto, and Kewapsos Dispensaries each).
- Capacity building of CHVs to support immunization efforts (Ksh. 1,800,000 for CHV kits, Ksh. 1,440,000 for incentives).

3. Water, Sanitation, and Hygiene (WASH)

Indicators:

- Latrine Coverage (Ward: 70%, County: 73.9%, Rank: 15)
- Handwashing Coverage (Ward: 38%, County: 43.4%, Rank: 12)

Justification: Poor sanitation contributes to preventable diseases and low handwashing coverage necessitates targeted interventions.

Proposed Interventions:

- Construction of staff latrines (Ksh. 300,000 each for Anin, Kapchebar, Songeto, and Kewapsos Dispensaries).
- Procurement and installation of water tanks (Ksh. 100,000 each for Kapchebar, Rimoi, Songeto, and Kewapsos Dispensaries).
- Piped water connection and piping (Ksh. 500,000 for Kewapsos Dispensary).

4. Malaria Control

Indicator: Malaria incidence per 1,000 population (Ward: 55.4%, County: 21.6%, Rank: 3)

Justification: High malaria incidence necessitates comprehensive prevention and treatment strategies.

Proposed Interventions:

- Procurement of drugs (Ksh. 2,500,000 annually).
- Construction of burning chambers (Ksh. 1,000,000 each for Anin, Kapchebar, Rimoi, Songeto, and Kewapsos Dispensaries).
- Procurement of laboratory equipment and installation of diagnostic facilities (Ksh. 3,000,000 for Tambach Sub County Hospital).

5. Health Insurance Coverage

Indicator: Proportion covered by health insurance (Ward: 23%, County: 25%, Rank: 6)

Justification: Low insurance coverage limits access to essential healthcare services.

Proposed Interventions:

- SHA/SHIF cover for PWDs, vulnerable groups, and the elderly (Ksh. 1,000,000).
- Community awareness programs to increase enrollment.

6. Reproductive Health and Teenage Pregnancy

Indicator: Modern contraceptive prevalence rate (Ward: 15.4%, County: 35.2%, Rank: 18)

Justification: Low contraceptive prevalence contributes to high teenage pregnancies.

Proposed Interventions:

- Support reproductive health outreaches (Ksh. 2,500,000 annually).
- Community sensitization programs through CHVs.
- Provision of contraceptive services and awareness campaigns.

7. Infrastructure and Equipment

Proposed Interventions:

- Construction of a new dispensary at Chepkemei and Kokwopoemiaat (Ksh. 6,000,000 each).
- Construction of laboratory units at Kapchebar and Tambach Sub County Hospital (Ksh. 3,000,000 each).
- Fencing of facilities (Ksh. 1,000,000 for Tambach Sub County Hospital and Songeto Dispensary).
- Construction of staff houses (Ksh. 2,500,000 at Kewapsos Dispensary).



TAMBACH WARD HEALTH PROFILE

DEPARTMENT OF HEALTH SERVICES

POPULATION
22,796

MALE
11,498

FEMALE
11,298

HOUSEHOLDS
4,875

Key Indicators

Indicator	Ward	County	Rank
Births attended by skilled health staff	76.7%	67.5%	6
Incidence of diarrhoeal diseases	0.8%	8.4%	17
Proportion of children fully immunized	39%	73.3%	16
Latrine Coverage	70%	73.9%	15
Prevalence of Stunting	24.9%	25.6%	11
Prevalence of Wasting	5%	5.1%	11
Handwashing Coverage	38%	43.4%	12
Malaria incidence per 1,000 population	55.4%	21.6%	3
Eye diseases morbidity rate	2.3%	3.2%	17
Modern contraceptive prevalence rate	15.4%	35.2%	18
OPD Utilization Rate	1.7	1.9%	7
Proportion covered by a health insurance	23%	25%	6
Teenage pregnancy rate (10-19 years)	18%	18.6%	12

Top Diseases

Disease	%	Cost
URTIs	63.0	4,069,000
Disease of the skin	7.4	287,850
Diarrhoea	3.7	143,550
Pneumonia	7.5	873,900
Urinary Tract Infection	2.9	416,900
Eye Infections	2.3	59,100
Malaria	10.3	362,200
Typhoid fever	2.6	1,172,500
Jiggers Infestation	0.2	9,200

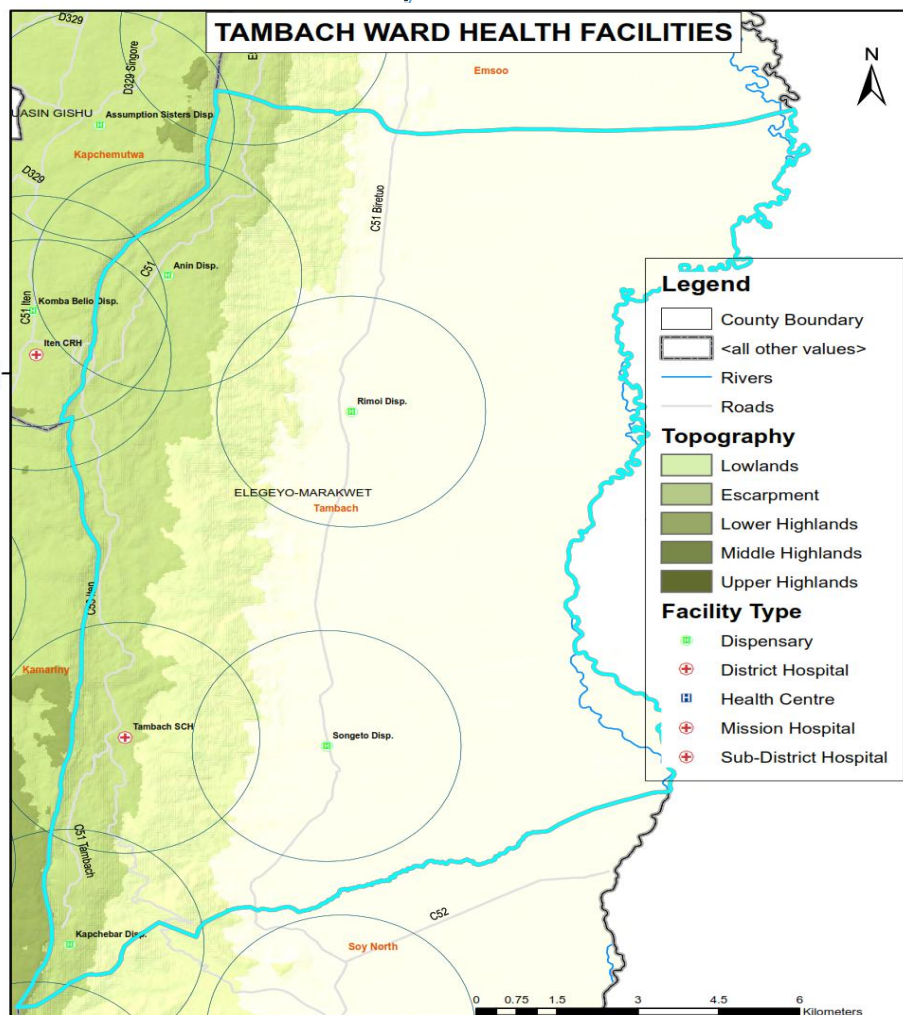
Burden of Preventable Diseases

76% **7,391,000/-**

List of Health Facilities

Health Facilities	Level
Anin Dispensary	2
Kapchebar Dispensary	2
Kewapsos Dispensary	2
Rimoi Dispensary	2
Songeto Dispensary	2
Tambach Sub-County Hospital	3B

Facility Distribution



OPD Attendance

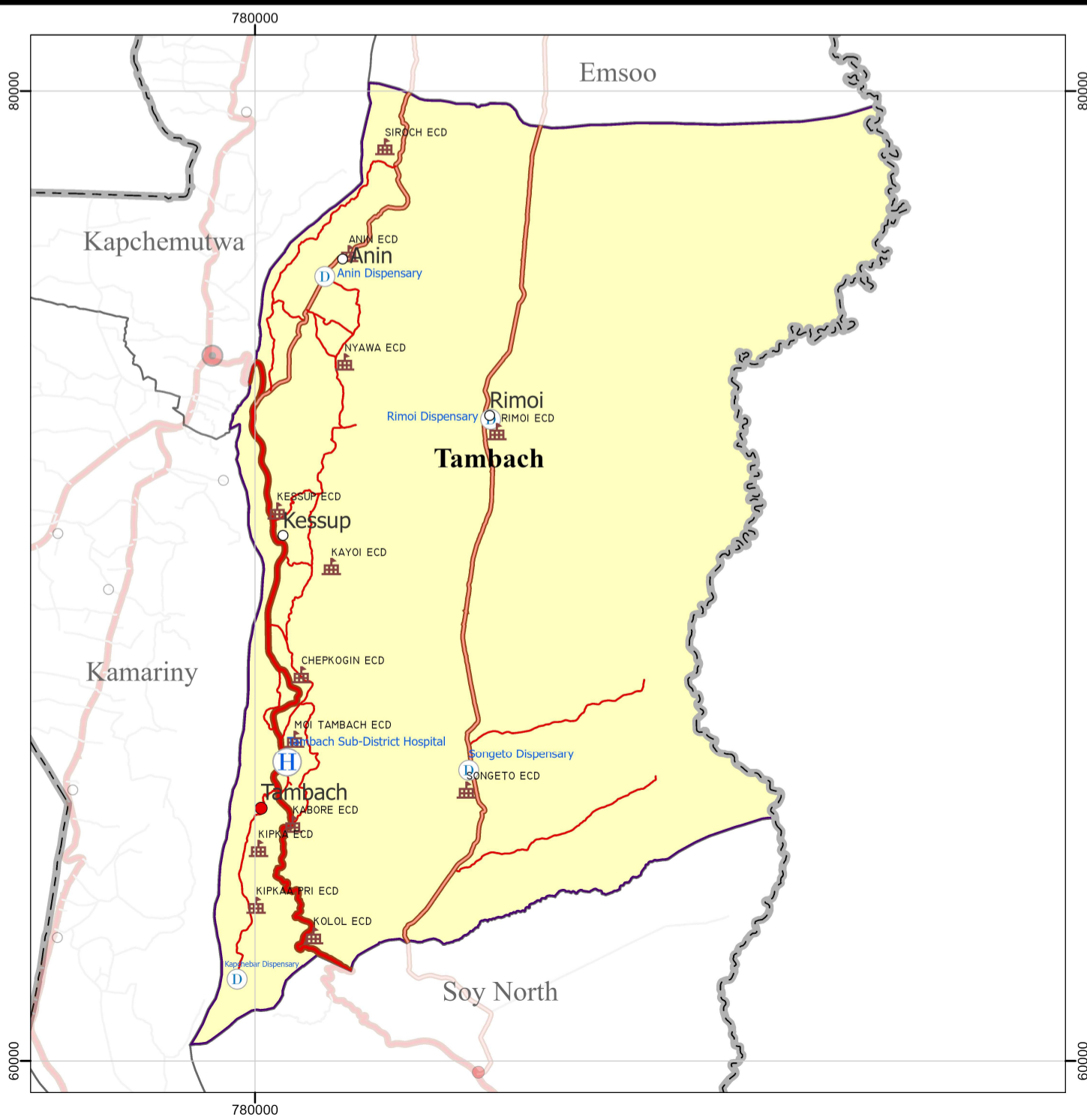
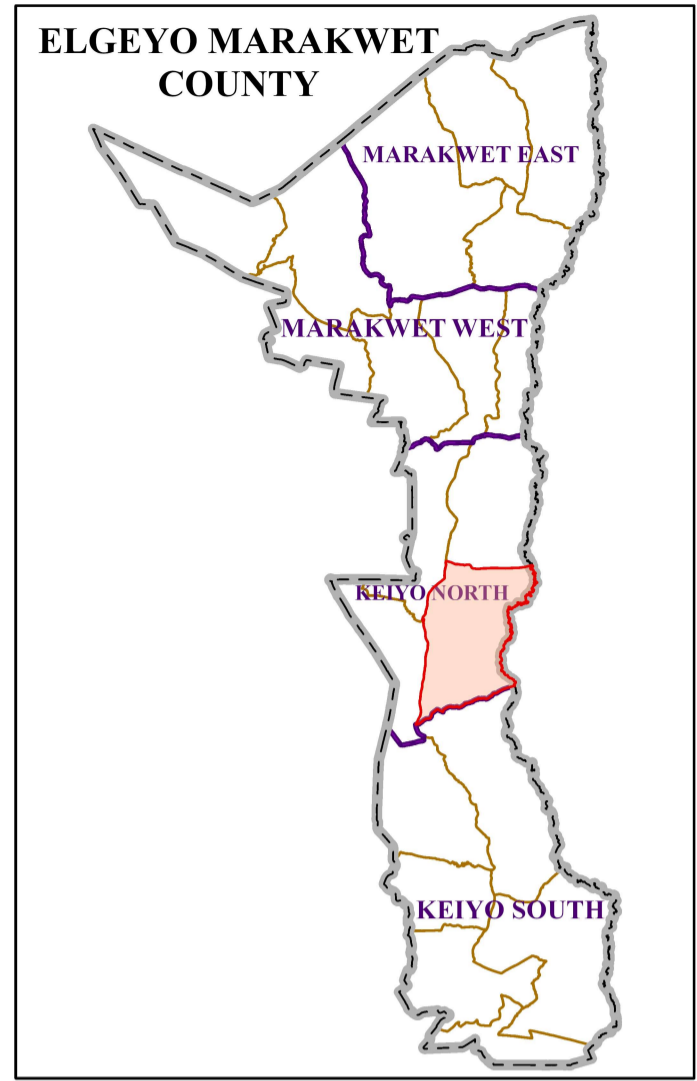
OPD attendance >5yrs Female	13,826
OPD attendance >5yrs Male	12,045
OPD Attendance <5yrs Female	4,271
OPD Attendance <5yrs Male	3,784
Total OPD attendance	33,926



POVERTY LEVEL

41.6%

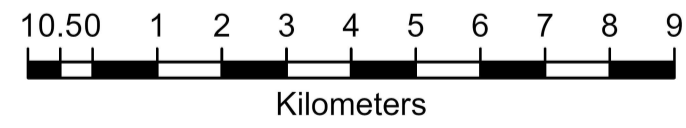

TAMBACH WARD



Legend

Towns/ Urban Centres Roads

- County Headquarters
- Major Centre
- Other Centres
- 🏠 ECD Centres (13)
- 🏠 County Hospital (0)
- 🏠 Sub-County Hospital (1)
- 🏠 Health Centre (0)
- 🏠 Dispensary (4)
- 🏠 Mission Hospital (0)
- 🛣️ National Trunk Roads
- 🛣️ Primary Roads
- 🛣️ Secondary Roads
- 🛣️ Other Roads
- 🗺️ EMC_Wards
- 🗺️ EMC County Boundary
- 🌊 Rivers
- 📊 EMC Elevation Value (m)
- 3488
- 914



Scale: 1:117,000

SPATIAL REFERENCE
 NAME: ARC 1960 UTM ZONE 36N
 PCS: ARC 1960 UTM ZONE 36N
 GCS: GCS ARC 1960
 DATUM: ARC 1960
 PROJECTION: TRANSVERSE MERCATOR
 MAP UNITS: METER

EMC CARTOGRAPHY